

Studio News

The March/April 2019 newsletter of
Mosaic Yarn Studio, Ltd.


109 W. Prospect Ave. Mount Prospect, IL 60056
Phone: (847) 390-1013 Fax: (847) 390-1256
Web: www.mosaicystudio.com

Mandalas Monthly

1st Sunday of every Month,
2 - 3:30 p.m.

Cost is \$12/month

Month	Mandala
March 3	Frankly Fractal
April 7	Snow on Easter
May 5	Fiesta
June 2	Morning Glory
July 7	July 1969
August 4	African Flower
September 1	Stanley's Labrinth
October 6	Magical Wheel
November 3	Harvest Moon
December 8	Candy Dishes



Creativity Challenge

- Purchase a \$40 "Creativity Box" and either knit, crochet or weave an item. Boxes will be custom made for each participant by MYS staff (no peeking)
- Attend "creativity classes" (optional): Sat. March 2, 10 a.m. -12 p.m., or Sunday, March 10, 2-4 p.m. or Tues. April 9, 5 - 7 p.m. - \$10/each class
- Finish item by 5/7/19 & allow it to be on display for two weeks at MYS with the chance to win a \$50 gift certificate.
 - Customers will vote on the items that: 1) are most creative and 2) are most liked. Winners (there will be two) will be revealed at Fantastic Friday on 5/17/19.



Knit Purl Hunter
Knit-Along with Skacel and Michelle



Cable Channel Pillow KAL

Thursdays in April, 6-8 p.m.

Materials: 4 skeins of Kenzie; 24" circular size US 6 and 4 buttons



Gauge: 23 sts & 30 rows=4" in St st.

Pillow is 14" square.

All yarn must be purchased at MYS.



LYS Day is coming!
Saturday, April 27
10 a.m. – 5 p.m.
Join us for exclusive deals for LYSs

(not available online)

Here are some teasers:

- ⇒ MYS Exclusive "April Showers" Dye from Fiber Seed
- ⇒ "Frosted Lace" Shawl in Exclusive Dye "Night Mist" & "Lollipop" in Tough Love Sock
- ⇒ Raffle Drawing for LYS Day 2019 swag



Knitting Classes

Beginning Knitting

During the first 2 classes, you will learn to cast on, knit, purl, increase, decrease & cast off. On the 3rd class session, you will pick out an easy project, learn to read knitting instructions & work on your chosen project for the remainder of the course. **Fee: \$82/4 week class..**



<i>Tues. March 5 to 26 with Nick</i>	<i>5:30 - 7 p.m.</i>
<i>Sat. March 9 to 30 with Kate</i>	<i>10 - 11:30 a.m.</i>
<i>Tues. April 2 to 23 with Nick</i>	<i>5:30 - 7 p.m.</i>
<i>Sat. April 6 to 27</i>	<i>1 - 2:30 p.m.</i>
<i>Sun. April 7 to May 5</i>	<i>12:30 - 2 p.m.</i>
<i>(No Class April 21)</i>	

Materials: US 8 to 10 knitting needle; one 100 gram ball of worsted weight yarn (preferably a wool or wool blend). **All materials must be purchased from Mosaic Yarn Studio. Registered students get a 10% discount on class supplies! Beginning Knitting can be taken only two times and then you must move up to Interme-**

Intermediate Knitting/ Crocheting

Intermediate Knitting/Crocheting

You will learn more advanced techniques of your choice. For example, you can choose a simple cabled sweater pattern, a fair isle pattern, an intarsia pattern - the choice is yours! This class can be taken over and over and over and over. **All yarn must be purchased from MYS for Intermediate classes.**

<i>Fee: \$96/session</i>	<i>4 weeks</i>
<i>Special Fee: \$345/4 consecutive sessions (16 weeks)</i>	
<i>New! One Day Class Fee*: \$27</i>	<i>1 day</i>
<i>*Available if class is not full; Please register in-person or over phone</i>	

<i>Monday Afternoons with Darlene</i>	<i>1- 3 p.m.</i>
<i>March 11 to April 1</i>	
<i>April 8 to 29</i>	
<i>May 6 to June 3 (No Class May 27)</i>	
<i>June 10 to July 1</i>	

<i>Tuesday Afternoons with Darlene</i>	<i>1 - 3 p.m.</i>
<i>March 26 to April 16</i>	
<i>April 23 to May 14</i>	
<i>May 21 to June 18 (No Class May 28)</i>	
<i>June 25 to July 16</i>	

<i>Wednesday Afternoons with Darlene</i>	<i>1 - 3 p.m.</i>
<i>March 13 to April 10 (No Class March 20)</i>	
<i>April 17 to May 8</i>	
<i>May 15 to June 12 (No Class May 29)</i>	
<i>June 26 to July 24 (No Class July 10)</i>	

<i>Thursday Afternoons with Courtney</i>	<i>12 - 2 p.m.</i>
<i>February 28 to March 21</i>	
<i>April 4 to 25</i>	
<i>May 2 to 23</i>	
<i>June 13 to July 18 (No Class June 20 & July 4)</i>	

<i>Thursday Evenings with Darlene</i>	<i>6 - 8 p.m.</i>
<i>March 28 to May 2 (No Class April 18 & 25)</i>	
<i>May 9 to June 13 (No class May 23 & 30)</i>	
<i>June 27 to August 8 (No Class July 4, 11 & August 1)</i>	
<i>August 8 to 29</i>	

<i>Saturday Mornings with Darlene</i>	<i>10 a.m. - 12 p.m.</i>
<i>March 30 to May 4 (No Class April 20 & 27)</i>	
<i>May 11 to June 8 (No Class May 25)</i>	
<i>June 15 to July 20 (No Class June 22 & July 13)</i>	
<i>July 27 to August 24 (No Class August 3)</i>	

Creativity Classes

Purchase a "Creativity Box" for \$40 & Sign up for one of "Creativity Classes"

Sat. March 2, 10 a.m. - 12 p.m.,
Sunday, March 10, 2-4 p.m.
Tues. April 9, 5 - 7 p.m.
\$10/each class



Pre-registration required.

MYS cannot promise any make-up classes for missed classes. Any exceptions are at the discretion of the owner. Email her at info@mosaic yarnstudio.com. Please do not ask the teachers because they are not authorized to make an exception.

Technique Classes

Continental Knitting (& Purling) with Darlene Joyce



Learning continental knitting, sometimes called picking, can help give you options while knitting. Some knitters find that they can knit more evenly and quickly with this method. Students will learn both knit and purl stitch. Additional practice is advised to become proficient.

Sat. March 2
Fee: \$28

3 - 4:30 p.m.
1 1/2 hour class

Correcting Mistakes with Darlene Joyce

Are you tired of running into the shop every time the stitches fall off the needle? Come and learn how to correct common mistakes made while knitting. You will learn to pick up dropped stitches in stockinette, garter, and at the end of the row. The class will include exercises in dropping down pattern stitches, picking up dropped stitches, and ripping out rows of knitting and getting stitches back on the needle. Please pick up homework sheet.



Thurs. March 28
Fee: \$32

2 - 4 p.m.
2 hour class

Choosing the Right Yarn & Blocking with Darlene Joyce

Learn how to choose the right yarn for any project. Students will learn how to read yarn labels, how different fibers behave, how to substitute yarns, how to determine yardage needed and how to make a measureable gauge swatch. Students will also learn the basics of blocking, including wet blocking, mist blocking and steam blocking and when to use each technique.



Sat. March 30
Fee: \$32

1 - 3 p.m.
2 hour class

Did you know that our yarns are on our website by vendor AND by weight? This makes it so much easier when trying to find the right yarn! Visit our website, order your needles/yarn for class and have them waiting for you when you come for class. It's that easy!
www.mosaic yarnstudio.com

Project Classes

Triangles, Squares, Diamonds...Oh My!

with June Sorensen

This pattern is so versatile-once you knit all the squares you can choose any layout you want. Make more squares for a larger blanket and fewer for a smaller one.

Sat. March 2

1 - 3 p.m.

Thurs. March 14

6 - 8 p.m.

Fee: \$32

2 hour class



Fair Isle Hat with Darlene Joyce

Learn fair isle knitting while making a hat. You will choose the fair isle motifs to make yours one of a kind. Materials needed are 5 colors of worsted weight yarn and a 16" circular needles in sizes US 5 & US 7 and double pointed needles in a size US 7. Pick out 4 different colors of Sugar Bush Crisp. (Yarn must be purchased from MYS). Please cast on 100 sts, join in the round and do a k1, p1 ribbing for 1 1/4" before class.



Thurs. March 7

Fee: \$32

2 - 4 p.m.

2 hour class

When the Stars Align with Kate Joyce

Kate Joyce originally designed this pattern for the Chicago Yarn Crawl 2017. It uses a fun star stitch pattern and garter sections. It takes only one skein of Ella Rae Sun Kissed. 26" circumference, 5.5" height



Tues. March 19

5-7 p.m.

Sat. April 13 10 a.m. - 12 p.m.

Fee: \$32

2 hour class

Basic Socks with Darlene Joyce

Knit a basic sock using fine needles and special sock yarn. You will learn to use double pointed needles, turn a heel and create a gusset. The instructor will discuss ways to ensure a proper fitting sock.



Tues. April 2 to 16

5 - 7 p.m.

Fee: \$72

3 week class

Shine On Cowl/Headband/Hat (Mosaic Knitting) with Kate Joyce

Designed by Ambah O'Brien

Pick two colors of your favorite fingering weight yarn and lose yourself in a deceptively simple knit. Shine On Cowl combines a clean lace stitch with a complex-looking, but easy to work, diamond mosaic pattern. The graphic diamond motif is created with slipped stitches, and only one color is ever worked at one time – no stranding! Homework: Knit the ribbing before class.



Sat. April 6 & 20
Fee: \$55

10 a.m. - 12 p.m.
2 week class

Designing Your Own Pi Shawl (knit)

with Darlene Joyce

Did you miss the retreat last year and do want to see what we taught? Learn how to plan your own Pi shawl using a basic formula. If you have a stitch dictionary, please bring it.



Tues. April 23 & 30
Fee: \$55

5 - 7 p.m.
3 week class

CUSTOMFIT

 by amy herzog

So most of you know that Darlene is all about fit. And, several have voiced the idea that they would like a basic sweater pattern with a little more interest. Well, now you can have a pattern custom written for your measurements and your gauge. Darlene will walk you through the process.

Sat. April 6, 20, & May 11 & 18
1-3 p.m.
Fee: \$96

Visit <https://customfit.amyherzogdesigns.com/info/> for more info on the process and to see the designs available. Pre-registration required.

Rent-a-Loom

Rent a Sample It loom for class

Fee: \$25*

Duration: Length of Class

Loom must stay in the store. Students can come to store during open hours to weave on project.

*can put toward purchase of a loom

Weaving Classes

Intro to Frame Weaving with Georg Luxton

Using a frame loom, students will learn some basics of weaving, including how to warp the frame, how to create some simple stitches and how to let the design process flow while making a simple wall hanging. No experience needed.



Tues. April 23
Fee: \$32

5 - 7 p.m.
2 hour class

Intro to Rigid Heddle Weaving: Getting to Know Your Loom

with Georg Luxton

Learn the parts of the loom and weaving terminology. Students will assemble their loom, warp it and do a balanced weave using worsted weight yarn purchased from MYS. You can also have the MYS staff put your loom together for you for a \$25 fee. This basic class is a spring board for more advanced weaving technique classes to come. If bringing own loom, make sure it is a rigid heddle and is no bigger than 20". Check with Georg if you are uncertain.



Tues. March 5, 19 & April 2

Fee: \$72 (\$44 with purchase of Sample It! Loom)

Looms available to rent for \$25


5 - 7 p.m.

3 week class

Rigid Heddle Weaving: Log Cabin

with Georg Luxton

The Log Cabin pattern is a **color-and-weave** pattern which basically means that the way the warp and weft strand colors interlock creates the pattern. Knowledge of plain weave (tabby weave) necessary. Students must know how to warp a loom.



Sat. April 6 & 20

Fee: \$55

1 - 3 p.m.

2 week class

Rigid Heddle Weaving: Color Play

with Georg Luxton

Learn plaids and stripe color patterns with your rigid heddle loom. Knowledge of plain weave (tabby weave) necessary. Students must know how to warp a loom.



Tues. April 16, 30 & May 14
Fee: \$72

5 - 7 p.m.
3 week class

Crochet Classes

Beginning Crochet

This class is for beginners. You'll get started with chain, single, and double crochet stitches. Choose a skein of Plymouth Encore and a H hook and you will be on your way!

Fee: \$82/4 week class.



Sat. March 2 to 23 with (Georg/Pattie)

Tues. March 5 to 26

Wed. April 10 to May 1 with Pattie

1 - 2:30 p.m.


5:30 - 7 p.m.

6:30 - 8 p.m.

Using Stitch Dictionaries

with Darlene Joyce

Learn how to use a stitch dictionary to plan a scarf, cowl or baby blanket. Students will learn about yarn and hook selection, gauge and how to calculate stitch multiples to get the desired size. Darlene designed the Vibrations Cowl and the Azalea Cowl (see free pattern on page 7) from this book. Book required: Basic Crochet Stitch. Please purchase from MYS. Bring a variety of hooks.



Thurs. April 4

Fee: \$32

2 - 4 p.m.


2 hour class

Exploring Tunisian Crochet

with Darlene Joyce

**Wed. March 13 & 20
6 - 8 p.m.**

During the first half of class you will learn the basics of Tunisian crochet including the anatomy of Tunisian crochet stitches, Tunisian simple stitch, Tunisian knit stitch, abbreviations, etc. During the second half, advanced applications of Tunisian will be explored. Please ask for a supply list when registering.



Fee: \$55. Pre-registration required.

**Required Book: The New Tunisian Crochet
(Available at MYS)**

Amigurumi Fun! with Pattie
Amigurumi is the Japanese art crocheting small, stuffed yarn creatures. The word is a portmanteau of the Japanese words *ami*, meaning crocheted or knitted, and *nuigurumi*, meaning stuffed doll.



Sun. March 3

Fee: \$32

12 - 2 p.m.

2 hour class

C2C (Corner to Corner) Crochet with Pattie Aaron



Learn basic corner to corner crocheting while working on a cowl. Pattie will show you the basics and you can determine how wide and long you want your cowl. You can use any sport to worsted weight yarn your

choice from our large selection and the hook that is appropriate for the yarn.



Wed. April 3

Fee: \$32

6 - 8 p.m.

2 hour class

Design Your Own Pi Shawl (crochet)

with Pattie Aaron

Did you miss the retreat last year and do you want to see what we taught? Learn how to plan your own Pi shawl using a basic formula. If you have a stitch dictionary, please bring it.

Sun. April 7 2 - 5 p.m.

Fee: \$50 3 hour class



Bon Voyage CAL

**Fridays, 12-2 p.m.
in March**

Simply pick out three skeins of Berroco Pima 100 and a size G hook and you are ready to go!

Please pre-register so we know what to expect!



DROPS DESIGN.
www.garnstudio.com

Just for Fun!

HOLIDAY HUES

Saturday, March 16, 10 a.m. - 5 p.m. &
Sunday, March 17, 12 - 5 p.m. In
celebration of **St. Patrick's Day**, all Green
yarn is 20% off!



CUSTOMFIT

 by amy herzog

We are now offering Custom Fit services for everyone. You must:

- 1) Be measured.
- 2) Choose/Purchase yarn from MYS.
- 3) Knit a decent size swatch (6" x 6").
- 4) Pick which sweater you want to make.
- 5) Pay \$20/1st design and \$10/additional ones

Private lessons can be scheduled as needed if additional help is need. Email to make an appointment at info@mosaicystudio.com.

Class Policies

Class Materials: Except when noted, yarns **must** be purchased from Mosaic Yarn Studio. Come in as soon as possible to pick out your supplies in case we need to order something. *Students receive a 10% discount on all class materials!* **Please come to class with any gadgets you might need!**

Pre-Registration: Pre-registration is required for all classes. You may register by phone via Visa/Mastercard or you can send in the class registration form above. Of course, you can always register in person!

Minimum: A minimum of students is required in order for a class to run. You will be notified one week in advance if the minimum is not met and your deposit will be refunded.

Cancellation: Store credit can be issued for your deposit if we are notified one week before the start of class. After this point, deposits are non-refundable. *Out of courtesy to our instructors, no make-up classes are given.*

All Classes: *100% payment is due at the time of registration.*

Private & Semi-Private Lessons

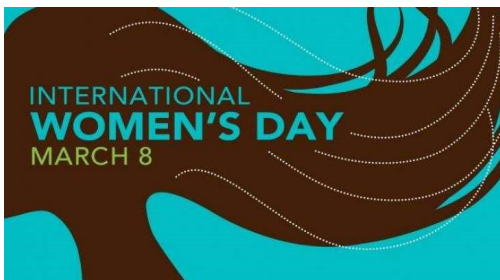
We offer private lessons at **\$32.00 per hour** and Semi-Private (2 students) lessons at **\$50 per hour**. Call the shop at 847-390-1013 or stop by & we can set something up for you with one of our instructors.

- ◆ **One hour minimum please**
- ◆ **Pre-payment required**



Store Hours

Tuesday & Friday	11 a.m. to 5 p.m.
Wednesday & Thursday	11 a.m. to 8 p.m.
Saturday	10 a.m. to 5 p.m.
Sunday	12 p.m. to 5 p.m.



**Mosaic Yarn Studio is located in
downtown Mount Prospect at
109 W. Prospect Ave. on the South
Side of the Metra Railroad Tracks.**



Like us on facebook at:
[facebook.com/
mosaicystudio](https://facebook.com/mosaicystudio)
and



Follow us on twitter at:
twitter.com/mosaic_yarn
and



Follow us on instagram at:
[instagram.com/
mosaicystudio](https://instagram.com/mosaicystudio)
and



Follow us on Ravelry at:
[ravelry.com/groups/
mosaic-yarn-studio](https://ravelry.com/groups/mosaic-yarn-studio)