

Mosaic Memo

The September/October 2025 newsletter of
Mosaic Yarn Studio, Ltd.

109 W. Prospect Ave. Mount Prospect, IL 60056
 Phone: (847) 390-1013 Fax: (847) 390-1256
 Web: www.mosaicystudio.com

Cumulus Blouse

(knitting in person)

Thursdays, September 11 to October 2, 2-4 pm
 Fee: \$140/4 week class.



The Cumulus Blouse is worked from the top down in stockinette stitch with two strands of thin mohair/silk yarn held together throughout. The design has a deep rounded V-neck. All edges are finished with i-cord.

Darlene's sample is done with Emma's Suri Silk held together with Manos Del Uruguay Serena. It is butter soft! You will also need the Ravelry pattern and a size US 7 circular needle.

Designed by Petiteknit.

Autumn Doodle Cup Cozy

with Darlene Joyce

Friday, September 26, 1 - 3 pm or
 Saturday, October 18, 10 am - 12 pm

Fee: \$40/2 hours



Do you love crisp air and the crunch of fall leaves, while walking with a warm cup of coffee (in a reusable cup)? Do you hate

using cardboard cup cozies because you're hoping to do your part for the environment?

This autumn-themed cup cozy is the perfect addition to the aspiring low-waste, never-not-knitting, coffee fan!


The pattern is knit in the round, bottom up, using circular short needles (or DPNs or magic loop, if you prefer).

Some experience with Fair Isle Knitting required.

Fair Isle!

Seasonless Sweaters Trunk Show

September 3 to 17



Seasonless – Patterns for Life is an unusual book that contains 5 fundamental knitwear pieces that are all customizable in terms of stitch pattern and shape. Using the same basic gauge in worsted weight yarn, you can make countless versions of the basic fingerless mitts, hat, vest, sweater, and cardigan designs by combining your favorite colors, any of the four stitch variations (stockinette, bold stripes, mosaic, and textured), and different shaping options.



Mitered Squares Workshop

with Darlene Joyce

Wednesday, October 22, 5:30-8 pm

Fee: \$60 */2.5 hour class

The Basic Squares Scarf is a great small project to familiarize you with the modular knitting technique. Mitered squares, patchwork, or domino knitting—whatever you choose to call it, it offers limitless possibilities! Warning...it's highly addictive.

***Yarn is provided to "play with". You will need 3.25 to 3.5 mm DPNS or short knitting needles. If you want to make the full scarf, purchase 3 skeins of Koigu KPPPM.**

Forest Friend Dolls

with June Sorensen (knit)

Tuesdays, September 9 & 16,
 2 - 4 pm. Fee: \$80/2 hours



The Forest Friends Dolls pattern includes instructions and charts for three variations: Fox & Wolf, Raccoon & Deer.

June used HiKoo Simplicity. You can use dk weight scrap yarn and a size US 2 (2.75 mm needle).

Pattern on Ravelry. Designed by Ester Braithwaite. Students must have experience knitting in the round.



In Person Classes

Beginning Knitting



Learn the basics of knitting in this four week course. Students will be taught the basic skills every knitter must know, including how to cast on, knit, purl, and bind off. **Ages 12+ only.**

Fee: \$120/4 week class.

Materials: US 8 to 10 knitting needle; one 100 gram ball of Plymouth Encore. **Ages 12+ only. Fee: \$120/4 week class.**

Tuesday, September 2 to 23 with Kate 11 am - 12:30 pm
Thursday, September 4 to 25 with Kate 1 - 2:30 pm
Saturday, September 13 to October 4 with Julie 2-3:30 pm
Wednesday, October 8 to 29 with Kate 11 am - 12:30 pm

Beginning Crochet



This class is for beginners. You'll get started with chain, single, and double crochet stitches. Choose a skein of Plymouth Encore and a H hook and you will be on your way! **Ages 12+ only. Fee: \$120/4 week class.**

Saturday, September 13 to October 4 10 - 11:30 am
Wednesday, September 17 to October 8 11 am - 12:30 pm
Tuesdays, October 7 to 28 with Darlene 11 am - 12:30 pm

Advanced Beginner Knitting: Knitting in the Round

with Julie Davidson

Thursdays, October 2 to 16
5-6:30 pm. Fee: \$90/3 weeks

If you already know the basics of knitting (i.e. casting on, knitting, purling, etc.) and want to try a project, this class is for you! You will make a simple beanie. Let's take those skills you learned to the next level and make something!



Intermediate Knitting/Crocheting

Intermediate Knitting/Crocheting

You will learn more advanced techniques of your choice. For example, you can choose a simple cabled sweater pattern, a fair isle pattern, an intarsia pattern - the choice is yours! This class can be taken over and over and over and over. **All yarn must be purchased from MYS for Intermediate classes. Darlene takes Intermediate Crocheters (lefties too) in her classes.**

Fee: \$140/session

4 weeks

One Day Class Fee*: \$40

1 day

**Available if class is not full. 24 hour notice required.*

Monday Afternoons with Darlene
September 22 to October 13
October 20 to November 10

1 - 3 pm

Tuesday Afternoons with Darlene
September 2 to September 30 (No Class September 9)
October 7 to 28

1 - 3 pm

Wednesday Afternoons with Darlene
August 27 to September 24 (No Class September 10)
October 1 to 22

1 - 3 pm

Friday Late Mornings with Darlene
August 29 to September 26 (No Class September 5)
October 3 to 31 (No Class October 10)

11 am - 1 pm

Saturday Late Mornings with Julie
September 6 to 27
October 4 to November 1 (No Class October 25)

11 am - 1 pm

Chunkified Retreat Shawl

with Kate Joyce

Thursday, October 23 & 30,
2 - 4 pm. Fee: \$80/2 weeks



**Easy
Knit**

Learn how to make Kate's original retreat design. You will need about 325 yards of super chunky yarn & a size US 15 needle.



Techniques to learn include kfb increases, double yarn overs and decreases. Yarn/pattern must be purchased at MYS.

Knit Classes

Brioche Starter Cowl with June

This pretty cowl is fun to knit and quick to make! It's knit in the round, which is easy to do in brioche. As its name implies, it's a good beginner's cowl or a good refresher. Pattern is \$5.99. Designed by Cynthia Spencer.



Tuesday, October 21 & 28
Fee: \$80

2 - 4 pm
2 week class

My First Baby Sweater with Darlene

Your first cardigan from this pattern will not be your last!

You will love the ease of knitting a V-neck cardigan without going back to pick up stitches for the button band afterwards - hooray! Darlene will teach you how to make a "cheat sheet". Any dk or light worsted weight yarn purchased from MYS works.



Saturdays, September 13 to 27
Fee: \$120

12 - 2 pm
3 week class

Malabrigo Day!

We are celebrating by offering a special class that uses a customer favorite, Rios!

Find Your Way Beanie with Kate Joyce

Saturday, October 25, 1-3 pm
Fee: \$40/2 hour class

The Find Your Way Beanie is knit using the mosaic method of colorwork. A perfect way to try your hand at 2 colors! It uses slip stitches and alternating colors every two rows, so no need to worry about floats and tension! It's a really cool way to knit colorwork! Experiment with colors and have fun with it! Kate's hat is done in Malabrigo Rios.



Intro to Fair Isle Knitting with Darlene Joyce

Learn to knit a basic fair isle hat. You will choose your own motifs and color combinations. Please bring a 16" circular needle size US 7 for a hat or a 24" circular size US 7 for a cowl. Homework: Cast on 100 stitches on a 16" circular needle size US 5, join in the round and work in ribbing for 1 1/4". (If you are choosing to make a cowl, cast on 140 stitches on a circular needle US 5).



Wednesday, September 24
Fee: \$40

5 - 7 pm
2 hour class

Silver Falls Shawl With Madalyn

Thurs, 11 am- 1 pm,
September 11 to 25
Fee: \$120/3 weeks



Second only to Washington in number, the waterways and cascading falls of Oregon

have become one of its most prized natural wonders. Silverton, OR is the gateway to one of its famous falls which this shawl is named for, Silverton Falls. With bands of eyelets, slipped stitches, and lace, I hope this shawl will be a fun technique filled project that makes you think of hiking, trees, waterfalls, and the beautiful gardens near Silverton, OR. A "six pieces of eight" shape and garter stitch tab cast-on mean this shawl will sit nicely around your shoulders for a cozy hug when the weather turns a bit chilly." Designed by Kelly Slack. Intermediate.

Kits Available for Purchase: Silver Falls Shawl Kit (Soft Donegal) includes yarn and pattern. You will need a size US 7 knitting 32" circular needle.

Weaving Class

Intro to Rigid Heddle Weaving: Getting to Know Your Loom

with Georg Luxton

Learn the parts of the loom and weaving terminology. Students will assemble their loom (if they haven't already),

warp it and do a balanced weave using worsted weight yarn purchased from MYS. You can also have the MYS staff put your loom together for you for a \$25 fee. This basic class is a spring board for more advanced weaving technique classes to come. If bringing own loom, make sure it is a rigid heddle and is no bigger than 20".




Friday, September 5, 19 & October 3
Fee: \$120

2 - 4 pm
3 week class

Intro to Frame Weaving with Georg Luxton

Using a frame loom, students will learn some basics of weaving, including how to warp the frame, how to create some simple stitches and how to let the design process flow while making a simple wall hanging. No experience needed. Frames available at MYS for purchase or rental. Rentals are \$25.



Friday, October 17 & 24
Fee: \$80

11 am - 1 pm
2 week class

Crochet Classes

Beginner Crochet: Next Steps

\$40/2 hour class (in person)



How to Crochet a Ball

Friday, September 12, 11 am - 1 pm


You will start with a magic ring and learn to increase. In the next class you will learn how to decrease and finish your ball. Georg will go over pattern reading. Learning to crochet a ball is the stepping stone to all other crocheted toys (amigurumi).

How to Crochet a Granny Square

Friday, September 19, 2 - 4 pm

Saturday, October 18, 12 - 2 pm

Learn to make a basic granny square that you can use as a coaster. You will need a "G" hook & 3 skeins of [Coastal Cotton](#) in contrasting colors.



How to Crochet a Granny Stitch Scarf

Saturday, October 4,

1 - 3 pm

Learn how to crochet a granny stitch (not square) scarf. Darlene will demo the foundation single crochet for those students who want to try it. You will need one skein of Cumulus or Cumulus Dappled and a size 5.5 mm crochet hook.



Crochet Classes with Jessie

(advanced beginner in person)

Aspen Chroma Cowl

Saturday, September 20 & 27,
3-5 pm. Fee: \$80



The Aspen Chroma Cowl is a wonderfully simple, yet textured cowl to add just a little something else to your outfit. You'll need 100 grams of a fingering weight yarn and a 3.5 mm (E) hook.

Campbell Everyday Cardigan

Saturdays, October 18 to November 1,
2-4 pm. Fee: \$120

The Campbell Everyday can be worn all season and features a simple neckline and opening. The cardigan is suitable for beginners, using two simple stitches - the half double crochet and the treble crochet. There are no button holes or buttons used for this pattern. This is a free and easy crochet pattern available as a size inclusive made to measure pattern. It is beginner friendly and uses weight 3/light worsted yarn. It uses a crochet hook size 4mm. The stitch pattern is simple using primarily half double crochets and treble crochets.



Chevron or Ripple? Let's Explore

(intermediate crochet) with Darlene Joyce

Saturdays, September 13 & 20, 3 - 5 pm

Fee: \$80/2 week class

Explore different chevron/ripple stitches, starting with relatively basic ones to more advanced stitches. Students should have a smooth worsted weight yarn like Encore or Vintage and size H hook. We will make swatches and discuss how to use them to plan a scarf or blanket.




A TANGLED SKEIN OF MURDER

MYS Zoom Book Club for "Yarnies"!



Join us for some reading fun & good laughs! We will be reading "A Tangled Skein of Murder" by Casey Shear for our September 8 meeting.



2nd Monday of the month. 7-8 pm CST

Cost is \$5. Pre-registration required.



You can register for all our classes online or in person. Please make sure you check our **class policies and purchase materials from us ahead of time**

so we are all on the same page.
www.mosaic yarnstudio.com

Corner to Corner Crochet

with Susan Kenyon

(in person classes)

Fee: \$80/2 weeks

Thurs, October 2 & 9, 1 - 3 p.m.



The Corner-2-Corner (C2C) crochet technique can be used to make

squares, rectangles, and triangles. It can be used to make scarves, cowls, shawls, and afghans. Susan's sample uses two skeins of Berroco Sesame.