


Mosaic Memo

The September/October 2023 newsletter of
Mosaic Yarn Studio, Ltd.

109 W. Prospect Ave. Mount Prospect, IL 60056
Phone: (847) 390-1013 Fax: (847) 390-1256
Web: www.mosaicystudio.com

Meet Mary Martin & Learn Fission Knitting!

New!



Tuesday, October 3
7-9 p.m. Fee: \$60

This is a virtual class.

Mary Martin is a knitwear designer based in Toronto, Canada who focuses on reversible fabrics. She has developed two reversible techniques: Fission Knitting and Fusion Knitting. Mary will be joining us to teach an introduction to Fission Knitting.

Fission Knitting with Mary Martin



Fission Knitting is a reversible colourwork technique where the fabric is worked with two yarns held in a marl. The design elements are slipped stitches placed on both sides of the fabric. The marl is broken apart to work these stitches. The resultant fabric has a marled middle layer and an overlaid design on each side. It is possible to create a different cabled design on each side of the fabric.

In class you will work a small Fission Knit swatch to learn the most used stitches and cables. The emphasis will be on reading your knitting and applying the 3 Rules of Fission Knitting. You will learn the properties of Fission Knit fabric, why the technique works, managing your yarn and choosing suitable yarn/projects. There is no homework for the class.

Tunisian Crochet with Edie Eckman (via Zoom)

Wednesday,
October 25, 3-5 p.m.
CST Fee: \$50



Intro to Tunisian Crochet

Tunisian crochet is a little bit crochet, a little bit knitting, and a lot of fun! Also known as Afghan Stitch, this hybrid technique uses a special crochet hook to quickly create blankets, place mats, scarfs, and garments. In this introductory class you'll learn the Tunisian Simple Stitch and the Tunisian Knit Stitch, as well as how to increase and decrease.

Pre-registration required. A little homework.

Tendrill Scarf Free* CAL New!

With Julie Davidson (in person)

Saturdays, October 7 & 14, 1- 3 p.m.



Tendrill is a beautiful asymmetric lace shawl crocheted with only one skein of fingering weight yarn. When you are finished, only 2 ends to weave in! Perfect for that precious skein of Indie Dyed yarn you have been saving. The pattern repeat is an easy 4 row repeat with basic stitches, so once you have the repeat established, you can relax and crochet!

*\$20 without yarn purchase.

Berroco Fall 2023 Yarn Tasting! (via Zoom)

You are invited to "taste" Berroco's new fall yarns!

Tuesday, October 24 6-8 p.m. Fee: \$50



Each guest will receive a yarn kit. Have your knitting needles and crochet hooks handy to try out these new yarns. Kits will be mailed to each participant prior to the event.

Pre-registration required.

In Person Classes

Beginning Knitting

During the first 2 classes, you will learn to cast on, knit, purl, increase, decrease & cast off. On the 3rd class session, you will pick out an easy project, learn to read knitting instructions & work on your chosen project for the remainder of the course.

Fee: \$100/4 week class.

Materials: US 8 to 10 knitting needle; one 100 gram ball of worsted weight yarn. **All materials must be purchased from Mosaic Yarn Studio. Registered students get a 10% discount on class supplies!**

Thurs. September 14 to October 5 with Nick 4-5:30 p.m.
Tues. September 19 to October 10 with Nick 11 a.m.-12:30 p.m.
Tues. October 10 to November 7 with Darlene 6:30 - 8 p.m.
(No Class October 31)
Sat. October 21 to November 11 with Nick 12- 1:30 p.m.

Intermediate Knitting/ Crocheting

Intermediate Knitting/Crocheting

You will learn more advanced techniques of your choice. For example, you can choose a simple cabled sweater pattern, a fair isle pattern, an intarsia pattern - the choice is yours! This class can be taken over and over and over and over. **All yarn must be purchased from MYS for Intermediate classes. Darlene takes Intermediate Crocheters (lefties too) in her classes.**

Fee: \$120/session 4 weeks
One Day Class Fee*: \$35 1 day
*Available if class is not full. 24 hour notice required.

Monday Afternoons with Darlene 1- 3 p.m.
August 28 to October 2
(No Class September 4 & 11)
October 23 to November 13
November 27 to December 18

Tuesday Afternoons with Darlene 1 - 3 p.m.
September 19 to October 10
October 17 to November 7
November 21 to December 12

Wednesday Afternoons with Nick 1 - 3 p.m.
August 23 to September 13
September 20 to October 11
October 18 to November 8

Wednesday Evening with Julie 6:30 - 8:30 p.m.
September 20 to October 11
October 18 to November 8

Thursday Evenings with Nick 6 - 8 p.m.
September 14 to October 5
October 12 to November 2

Friday Late Mornings with Darlene 11 a.m. - 1 p.m.
August 25 to September 22 (No Class on September 8)
September 29 to October 27 (No Class October 13)

Beginning Crochet



This class is for beginners. You'll get started with chain, single, and double crochet stitches. Chose a skein of Plymouth Encore and a H hook and you will be on your way!

Fee: \$100/4 week class.

Wed. September 13 to October 4 11a.m.-12:30p.m.
Sat. September 16 to October 7 with Darlene 1 - 2:30 p.m.
Thurs. October 5 to 26 with Susan 1 - 2:30 p.m.
Sun. October 15 to November 5 with Georg 2 - 3:30 p.m.

Advanced Beginner Knitting: Knitting in the Round

with Julie Davidson (in person)



Saturdays, October 7 to 21
10-11:30 a.m. Fee: \$80/3 weeks

If you already know the basics of knitting (i.e. casting on, knitting, purling, etc.) and want to try a project, this class is for you! You will


make a simple beanie. Let's take those skills you learned to the next level and make something!

MYS Zoom Book Club for "Yarnies"!

Join us for some reading fun and good laughs! We will be reading *Wailing Wood* by Brooks Mencher for our September 11 meeting.

2nd Monday of the month 7-8 p.m. via Zoom

Cost is \$5. Pre-registration required.



In Person Knit Classes

Basic Socks with Nick Clewell

Knit a basic sock using fine needles and special sock yarn. You will learn to use double pointed needles, turn a heel and create a gusset. If you desire, you can use the Addi Turbo Easy Knits to start the sock and then switch to the double points at the heel turn. The instructor will discuss ways to ensure a proper fitting sock.

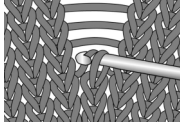


Saturdays, September 16 to 30
Fee: \$90

1 - 3 p.m.
3 week class

Correcting Mistakes with Darlene Joyce

Are you tired of running into the shop every time the stitches fall off the needle? Come and learn how to correct common mistakes made while knitting. You will learn to pick up dropped stitches in stockinette, garter, and at the end of the row. The class will include exercises in dropping down pattern stitches, picking up dropped stitches, and ripping out rows of knitting and getting stitches back on the needle. **Please pick up homework sheet or find on our website.**



Saturday, September 30
Fee: \$40

10 a.m. - 12 p.m.
2 hour class

Brioche Starter Cowl with Nick Clewell



This pretty cowl is fun to knit and quick to make! It's knit in the round, which is easy to do in brioche. As its name implies, it's a good beginner's cowl or a good refresher. Pattern is \$5.99. Designed by Cynthia Spencer.

Saturday, October 7 & 14
Fee: \$60

10 am. - 12 p.m.
2 week class

Efflorescence Cowl with June Sorensen

The **Efflorescence Cowl** is knit in the round, from the bottom up, beginning and ending with ribbing stitches that flow through the floral motif. It features eyelets that make an airy pattern and beautifully round bobbles, created with a crochet hook, to add extra interest and texture. The center of the blossoms is the result of an unusual 6 stitch cable. With a technique or two that may be new, the adventurous beginner will find a nice challenge while the experienced knitter will stay engaged throughout the project.



Tuesdays, October 24 & 31
Fee: \$60

11 a.m. - 1 p.m.
2 week class



Sock Club
Every Tuesday,
10 - 11 a.m.

Join us as we knit/crochet socks together (in person) and share our progress! Please register so we know what to expect.

Intro to Fair Isle Knitting with Darlene Joyce (in person class)

Learn to knit a basic fair isle hat. You will choose your own motifs and color combinations. Please bring a 16" circular needle size US 7 for a hat or a 24" circular size US 7 for a cowl. Homework: Cast on 100 stitches on a 16" circular needle size US 5, join in the round and work in ribbing for 1 1/4". (If you are choosing to make a cowl, cast on 140 stitches on a circular needle US 5).



Saturday, September 23
Fee: \$40

10 a.m. - 12 p.m.
2 hour class


More Knit Project Classes

Advanced Beginner (in person with Julie)

Lucky Dog Sweater

September 16 to 30,
10 - 11:30 a.m. Fee: \$80

Do you have a favorite furry friend that needs a sweater? Materials: worsted weight yarn and size 6 16" or 24" circular needle depending on size & pattern.



Tail Feather

Saturday, November 11 & 18,

1-3 p.m. Fee: \$60



Wrap yourself in a big, beautiful scarf and show off your plumage. Tailfeather is a unisex lace scarf with long interlocking feather motifs. The garter-based lace pattern is fast and easy to knit, and looks great on both sides. Two width options are given. Materials: 470 to 610 yards of dk/worsted weight yarn, size US 7 needle & pattern.

All patterns on Ravelry.

Year of Gifts (via Zoom)

with June Sorensen

3rd & 4th Friday of every month,
12 - 1 p.m. Fee: \$25



September-Goldenrod Boot Socks

October - Delphinium Beret

June will pick out the pattern each month following
Kelbourne's Year of Gifts,
skipping /substituting any projects the group decides.

Love Note Free* KAL with Darlene Joyce

New!



Fridays, 2 - 4 p.m.

September 15 to October 6

This sweet little sweater knits
up quickly from the top
down. The combination of
mohair lace and single-ply merino creates a fab-
ric that is floaty, soft and sensual. With a high-
low hemline and two length options, what's not to
love? Sizing from 0-6 months to 5XL.

*\$40 without yarn purchase from MYS

Weekend Weaving

2nd Sunday of every month

12 - 1:30 p.m. Fee: \$25

Join expert weaver Georg Luxton

and get all your weaving questions answered.

Whether you want to warp your loom, continue on a
project you started on in previous class or learn a
new stitch, this time is totally dedicated to weaving.

Learn to Weave on a Zoom Loom with Georg!

Sunday, September 17, 2 - 4 p.m.

Wednesday, October 18, 11 a.m. - 1 p.m.

(in person)

Fee: \$30 with purchase of a
Zoom loom or \$50 if you
bring your own Zoom loom.
Kids over 13 are welcome.



Weaving (In Person)

Intro to Rigid Heddle Weaving: Getting to Know Your Loom with Georg Luxton

Learn the parts of the loom and
weaving terminology. Students will
assemble their loom (if they haven't
already), warp it and do a balanced
weave using worsted weight yarn purchased from MYS.
You can also have the MYS staff put your loom together
for you for a \$25 fee. This basic class is a spring board
for more advanced weaving technique classes to come. If
bringing own loom, make sure it is a rigid heddle and is
no bigger than 20". Check with Georg.



Sundays, September 10, 24, & October 8

2 - 4 p.m.

Fee: \$100

3 week class

Looms available to rent for \$25

Variable Reed: Warping with Georg Luxton



Learn how to warp a loom
with a variable heddle. In this
class you choose a variety of
weight yarns and use a variable
dent reed with your Sampleit Loom.
You will be able to create new tex-
tures/patterns.

New!

Sunday, September 17 12 - 2 p.m.

Wednesday, October 11

11 a.m. - 1 p.m.

Fee: \$40

2 hour class

Fringe or Hem with Georg Luxton

Tired of Just Knots? If you're tired of finishing your weav-
ing by just tying knots, join this 1 1/2
hr zoom class to learn different ways
to end your work. You'll need a
weaving with some fringe to prac-
tice these techniques on: Overhand
Knots, Fancy Knots, Beads, Hem-
stitch, Hemming, and Twisted
fringe.



Sunday, October 15

12 - 2 p.m.

Fee: \$40

2 hour class

Rigid Heddle Warping: Tips & Tricks with Georg

Join this zoom class on WARPING the Rigid Heddle
Loom if you want to review how to fig-
ure out how much yarn you need for a
project and how to figure out which
heddle to use. You will also learn how
to warp a LONG length on the rigid
heddle.



Sunday October 22

12 - 2 p.m.

Fee: \$40

2 hour class