

Mosaic Memo

The September/October 2022 newsletter of
Mosaic Yarn Studio, Ltd.

109 W. Prospect Ave. Mount Prospect, IL 60056
Phone: (847) 390-1013 Fax: (847) 390-1256
Web: www.mosaicystudio.com



Pressed Flowers ^{New!}

with June Sorensen
(knit in person) Fee: \$90

Tuesdays, September
20, October 4, 18, 6 - 8 p.m.

Designed by Amy Christoffers.
Pattern on Ravelry.

*"My attempt at preserving all
the green grass and flowers for
when I need a little sunshine in
the depths of winter."*

June is using Berroco Renew and Alb Zauber Extra. Students
will learn how to do mosaic knitting and how to read charts



Berroco Fall 2022 Yarn Tasting

Wednesday,
September 21
4 - 6 p.m.

Fee: \$40

Creativity and experimentation are one the
menu as you knit/crochet a cowl with
Berroco's new fall 2022 line of yarns.

Bring size US 6 and US 10 knitting needles
or a size G and J crochet hook.

Pre-registration required.

Stormy Sky FREE KAL/CAL

Saturdays, September 24
to October 8, 1-2 p.m.

We are joining knitters & crocheters
together again!



Whether you choose
to knit or crochet or
to use a thin or thicker
yarn, the options are
endless! We respect-
fully request all yarn
be purchased from us
for this KAL/CAL.

This fall we are inviting all you knitters,
crocheters and weavers to join us on
Saturdays, 3-5 pm (September/October*)

"Mosaic Makers"

*Weather permitting, we will be out-
side in the front of the store. Bring
you lawn chair and your current project.
Let's hope for good weather!



Spindrift FREE KAL with Julie Davidson

Saturdays, October 15 to 29
3 - 4 p.m.



The Spindrift Shawl is inspired by the ex-
pansive Pacific Ocean. The deep sea swell
of the crescent shape is complemented by
a deep eyelet border and picot edge which
froths like the foam at the crest of a wave.

Helen Stewart's patterns are a joy to knit because each pat-
tern has a "cheat sheet". We require yarn from MYS.

Mosaic has a new phone system!
You can now text message or call us at
847-390-1013.



We will respond to text messages during our
open hours. If you need help after hours try
emailing Darlene at
Darlene@moaicystudio.com

In Person Classes

Beginning Knitting

During the first 2 classes, you will learn to cast on, knit, purl, increase, decrease & cast off. On the 3rd class session, you will pick out an easy project, learn to read knitting instructions & work on your chosen project for the remainder of the course.

Fee: \$90/4 week class.

Thurs. Sept. 22 to Oct. 13 with Nick 6:30-8 p.m.
Fri. Sept. 23 to October 14 with MYS staff 2:30 - 4 p.m.

Materials: US 8 to 10 knitting needle; one 100 gram ball of worsted weight yarn (preferably a wool or wool blend). **All materials must be purchased from Mosaic Yarn Studio. Registered students get a 10% discount on class supplies!**

Beginning Crochet



This class is for beginners. You'll get started with chain, single, and double crochet stitches. Chose a skein of Plymouth Encore and a H hook and you will be on your way!


Fee: \$90/4 week class.

Sun. Sept. 11 to Oct. 2 with Georg 2:30 - 4 p.m.

MYS Zoom Book Club for "Yarnies"!

Join us for some reading fun and good laughs! We will be reading "Crime Skein" for our September 12th meeting.

2nd Monday of the month
7-8 p.m. via Zoom Meetings



Sock Club Tuesdays, 10 - 11 a.m.

Join us as we knit/crochet socks together (in person) and share our progress! Please register so we know what to expect.

\$5/session.



Intermediate Knitting/ Crocheting

Intermediate Knitting/Crocheting

You will learn more advanced techniques of your choice. For example, you can choose a simple cabled sweater pattern, a fair isle pattern, an intarsia pattern - the choice is yours! This class can be taken over and over and over and over. **All yarn must be purchased from MYS for Intermediate classes.**

Fee: \$112/session

4 weeks

One Day Class Fee*: \$30

1 day

*Available if class is not full. 24 hour notice required.

Monday Afternoons with Darlene 1 - 3 p.m.
September 26 to October 24 (No Class October 10)
November 7 to 28

Tuesday Afternoons with Darlene 1 - 3 p.m.
September 6 to October 11
October 18 to November 8

Wednesday Afternoons with Nick 1 - 3 p.m.
September 7 to 28
October 5 to 26

Wednesday Evening with Julie 6:30 - 8:30 p.m.
September 21 to October 12
October 19 to November 9

Thursday Evenings with Darlene 6 - 8 p.m.
September 29 to October 20 (No Class October 13)
November 3 to December 1 (No Class on November 24)

Friday Late Mornings with Darlene 11 a.m. - 1 p.m.
September 9 to October 7 (No Class September 16)
October 21 to November 18 (No Class October 28)



Berry Trifle Cowl (Hybrid-In person/ Zoom)

with Darlene & Nick

Tuesdays, October 11 to 25,
4:30-5:30 p.m. Fee: \$40

New!

Like a delicious layered dessert, Berry Trifle Cowl features a variety of textures brought together in a one-skein project. Layer by layer, explore different stitch patterns in a classic "just one more row" kind of a knit. .

The cowl is worked from the top down in the round. Central increase line is echoed by Estonian braids which separate layers of different textures. Starting with the broken rib, proceed to the diagonal ribbed pattern, then blackberry stitch & finish the bottom off with some nups.

In Person Classes

Perfect Necklines (knit)

Are you tired of necklines with holes or gaps? Would you like to learn professional ways of shaping a neckline and picking up stitches? Darlene will share all her secrets that she uses to have perfect necklines. Homework required.

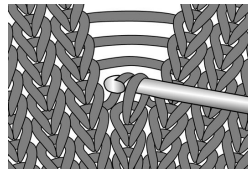


Saturday, September 3
Fee: \$40

10—12 p.m.
2 hour class

Correcting Mistakes (knit) with Darlene Joyce

Are you tired of running into the shop every time the stitches fall off the needle? Come and learn how to correct common mistakes made while knitting. You will learn to pick up dropped stitches in stockinette, garter, and at the end of the row. The class will include exercises in dropping down pattern stitches, picking up dropped stitches, and ripping out rows of knitting and getting stitches back on the needle. **Please pick up homework sheet or find on our website.**



Saturday, September 24
Fee: \$40

10 a.m.—12 p.m.
2 hour class

Intro to Fair Isle Knitting with Darlene Joyce

Learn to knit a basic fair isle hat. You will choose your own motifs and color combinations. Please bring a 16" circular needle size US 7 for a hat or a 24" circular size US 7 for a cowl. Homework: Cast on 100 stitches on a 16" circular needle size US 5, join in the round and work in ribbing for 1 1/4". (If you are choosing to make a cowl, cast on 140 stitches on a 24" circular needle US 5).



Saturday, October 22
Fee: \$40

10 a.m. - 12 p.m.
2 hour class

What is Fisherman's Rib? Pst...it's not Brioche!

(in person) with Nick Clewell

Tuesdays, September 13 & 20, 2-4 p.m.
Fee: \$60/2 weeks

Two-Color Cotton Cowl

Learn the basics of working Fisherman's Rib in the round. Nick's sample is in Pima Soft and Remix Light. If you desire you can make your cowl a smaller circumference

Pattern is free. Homework.



Zoom Classes



Year of Bulky Hats 2022

(Kelbourne Woolens)

Fridays, 12–1 p.m.

Knit via Zoom

September Hat
(no picture at this time)
September 23 & 30

October Hat
(no picture at this time)
October 21 & 28

Fee: \$25/2 week class
Pre-registration required.

All hats are done in
Kelbourne's Germantown Bulky.



Supernova Cardigan (The Fibre Co)

(hybrid class)

with Darlene & Nick

Saturdays, 2-3 p.m.

October 22 & 29
November 5, 12 & 19,
December 3

Fee: \$100

Demos/Instruction.

We will use The Fibre Co. Arranmore Light.
(Yarn must be purchased at MYS)

Supernova is cleverly constructed, beginning with just a few stitches at the back neck and radiating outward with sections of a simple broken rib stitch pattern and wide columns of stockinette stitch forming the graphic raglan shaping.

Designed by Imke Von Nathusius.
Pattern will be out early September.

Since you asked... We require yarns to be purchased from us for all classes. We make an exception for private lessons. During private lessons, you can use any yarn you want, but please do not ask us questions about a yarn we do not stock. We stand behind all the yarns we stock. I hope you understand that it is policies like this one that has helped keep us business for 25 years. Darlene Joyce

Crochet Corner (All Classes in person)

with Darlene Joyce

New!

Versailles Scarf/Stole

Tuesday, September 27, 3-5 p.m.

Fee: \$35/2 hour class



"Versailles is a delicate lace scarf inspired by architecture and a co-workers' penchant for cute scarves. This is a great scarf for crocheting up a single skein of sock yarn in a semi-solid colorway". Pattern in chart and written format. Size F hook. Designed by Joy Haworth.

Chunky Pebbles Hat

Saturday, October 1, 10 a.m. - 12 p.m.

Fee: \$35/2 hour class



Super chunky yarn makes this one quick. You will use front post double to create the texture. Top it off with a faux fur pom pom and you are ready for winter! Free pattern. Darlene's sample is in Malabrigo Rasta. Size N hook.


Tunisian Dishcloths

Tuesday, October 4, 3 - 5 p.m.

Fee: \$35/2 hour class

Learn the basics of Tunisian (Afghan) crochet while making a simple dishcloth. You will need the pattern book, a size H Tunisian hook and a skein of Coastal Cotton.

Pre-registration required.



2nd Sunday of every month

12 - 1:30 p.m. Fee: \$25

Weekend Weaving

Join expert weaver Georg Luxton

and get all your weaving questions answered.

Whether you want to warp your loom, continue on a project you started on in previous class or learn a new stitch, this time is totally dedicated to weaving.

Weaving (In Person)

Intro to Rigid Heddle Weaving: Getting to Know Your Loom with Georg Luxton



Learn the parts of the loom and weaving terminology. Students will assemble their loom (if they haven't already), warp it and do a balanced weave using worsted weight yarn purchased from MYS. You can also have the MYS staff put your loom together for you for a \$25 fee. This basic class is a spring board for more advanced weaving technique classes to come. If bringing own loom, make sure it is a rigid heddle and is no bigger than 20". Check with Georg.

Wednesdays, September 14 to 28

11 a.m. - 1 p.m.

Sundays, October 16 to 30

2 - 4 p.m.

Fee: \$100

3 week class

Looms available to rent for \$25

Fringe with Georg Luxton

Tired of Just Knots? If you're tired of finishing your weaving by just tying knots, join this 1 1/2 hour class to learn different ways to end your work? You'll need a weaving with some fringe to practice these techniques on: Overhand Knots, Fancy Knots, Beads, Hemstitch, Hemming, and Twisted fringe.



Wednesday, October 12


11 a.m. - 12:30 p.m.

Fee: \$30

1 1/2 hour class

Overshot with Georg Luxton

Learn how to overshot from a simple graph, using pick up sticks. Students must have experience weaving and must have their loom warped before class. You can do reindeers or trees.



Sunday, October 9

2 - 4 p.m.

Fee: \$40

2 hour class

Learn to Weave on a Zoom Loom with Georg!

Wednesday, September 7, 3-4 p.m.

Sunday, September 18, 12- 2 p.m.

(in person)

OR

Wednesday, September 28,
3 -4 p.m. (via Zoom)

Fee: \$25 with purchase of
a Zoom loom.

