

Mosaic Memo

The November/December 2022 newsletter of
Mosaic Yarn Studio, Ltd.

109 W. Prospect Ave. Mount Prospect, IL 60056
 Phone: (847) 390-1013 Fax: (847) 390-1256
 Web: www.mosaicyarnstudio.com

One Sock *Slowly* (The Fibre Co.) (hybrid class) with Darlene & Nick

Tuesdays, 4:30-5:30 p.m.
 November 15 to December 13



Demos/Instruction.



This class will move at a slow pace so we can get to every detail & share multiple ways to knit your sock. "Slow and steady wins the race".

Each week you can choose to come in person or Zoom.

Week One: Cuff
 Week Two: Leg
 Week Three: Heel
 Week Four: Gusset
 Week Five: Toe



One Sock is a classic top-down sock pattern to fit all feet, designed in sock yarn Amble. With lots of opportunities to customize the fit and design, this pattern comes with the One Sock Guidebook, a resource that walks makers through the process of knitting beautiful socks that fit.


Choose one full skein of Amble and one or two mini skeins depending desired style (stripes, contrasting heel/toe, etc.) Size 2.5 mm needle for preferred method of knitting a small circumference.

We would prefer that all students have some experience working in the round on a small circumference.

Cost: \$75. Pre-register.

Meet Allie Pleiter

Allie is the author of new cozy mystery series and our MYS Zoom Book Club is loving getting to know Libby and her friends at Y.A.R.N. Get your signed copy.



IN PERSON
 Saturday, November 19,
 3-5 p.m.

VIRTUALLY
 Monday, December 12,
 7-8 p.m.

We have all the books in this series in stock!



Amigurumi Snowman

(in person class with Georg Luxton)

Wednesdays, December 7 & 14
 11 a.m. - 1 p.m.

Fee: \$60/2 week class



New!



Learn Amigurumi while making this cute snowman. Students must have the Super Cute Amigurumi book! We have several copies. Any edition is okay. Basic crochet skills needed.

Sock Club

Tuesdays, 10 - 11 a.m.

Join us as we knit/crochet socks together (in person) and share our progress! Please register so we know what to expect.

\$5/session.



In Person Classes

Beginning Knitting

During the first 2 classes, you will learn to cast on, knit, purl, increase, decrease & cast off. On the 3rd class session, you will pick out an easy project, learn to read knitting instructions & work on your chosen project for the remainder of the course.

Fee: \$100/4 week class.

Thurs. November 17 to December 15 with Nick

(No Class November 24)

6:30-8 p.m.

Wed. November 30 to December 21 with Georg

3-4:30 p.m.

Materials: US 8 to 10 knitting needle; one 100 gram ball of worsted weight yarn (preferably a wool or wool blend). **All materials must be purchased from Mo-**

Intermediate Knitting/ Crocheting

Intermediate Knitting/Crocheting

You will learn more advanced techniques of your choice. For example, you can choose a simple cabled sweater pattern, a fair isle pattern, an intarsia pattern - the choice is yours! This class can be taken over and over and over and over. **All yarn must be purchased from MYS for Intermediate classes.**

Fee: \$112/session

4 weeks

One Day Class Fee*: \$30

1 day

**Available if class is not full. 24 hour notice required.*

Monday Afternoons with Darlene

1 - 3 p.m.

November 7 to 28

December 5 to January 2 (No Class December 26)

Tuesday Afternoons with Darlene

1 - 3 p.m.

November 15 to December 6

December 13 to January 10 (No Class December 20)

Wednesday Afternoons with Nick

1 - 3 p.m.

November 2 to 23

November 30 to December 21

Wednesday Evening with Julie

6:30 - 8:30 p.m.

November 16 to December 14 (No Class November 24)

December 28 to January 18

Thursday Evenings with Darlene

6 - 8 p.m.

November 3 to December 1

(No Class on November 17 & 24)

December 29 to January 19

Friday Late Mornings with Darlene

11 a.m. - 1 p.m.

December 16 to January 13 (No Class December 23)

Beginning Crochet

This class is for beginners. You'll get started with chain, single, and double crochet stitches. Choose a skein of Plymouth Encore and a H hook and you will be on your way!

Fee: \$100/4 week class.

Thurs. November 3 to December 1 with Susan

1 - 2:30 p.m.

(No Class November 24)

Sun. November 13 to December 11 with Georg

2:30 - 4 p.m.

(No Class November 27)



Corner to Corner Crochet (C2C)

with Susan Kenyon

Saturdays, November 5 & 12,

10 a.m. - 12 p.m., Fee: \$60

The Corner-2-Corner (C2C) crochet technique can be used to make squares, rectangles, and triangles. It can be used to make scarves, cowls, shawls, and afghans. The project for this class will be a cowl, starting with learning the basics and then learning to



form the shapes. Susan will also show a side join to form the cowl and a border using the C2C pattern. Students must know how to make a crochet chain, single crochet stitch, and double crochet stitch. Susan used two skeins of Berroco Sesame.

**COMING IN
2023!**

Stripes!

Knit in person with Darlene

(designed by Andrea Mowry)

Tuesdays, January 10 to 31 (4 weeks),

10 a.m.-11:30 a.m. Fee: \$100

A round yoke sweater worked from the top down, this pullover is the perfect blank canvas.

Techniques we are covering:

- Twisted German Cast on
- Jogless strips (optional)
- Make 1
- Wrap & Turn (W&T)
- Lifted Left Increase (LLI)



In Person Classes

Brioche Starter Cowl with Nick Clewell

This pretty cowl is fun to knit and quick to make! It's knit in the round, which is easy to do in brioche. As its name implies, it's a good beginner's cowl or a good refresher. Pattern is \$5.99. Designed by Cynthia Spencer.

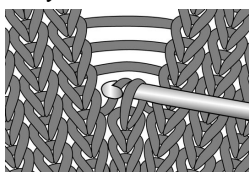


Friday, November 4 & 11
Saturday, December 10 & 17
Fee: \$60

2-4 p.m.
10 a.m. - 12 p.m.
2 week class

Correcting Mistakes (knit) with Darlene Joyce

Are you tired of running into the shop every time the stitches fall off the needle? Come and learn how to correct common mistakes made while knitting. You will learn to pick up dropped stitches in stockinette, garter, and at the end of the row. The class will include exercises in dropping down pattern stitches, picking up dropped stitches, and ripping out rows of knitting and getting stitches back on the needle. **Please pick up homework sheet or find on our website.**



Wednesday, November 9
Fee: \$40

11 a.m. - 1 p.m.
2 hour class

Tincture with Nick Clewell

Knit a fun hat using mosaic knitting technique. No stranding, just one color per row. Pattern is \$6. From designer Andrea Mowry, "I am always drawn to herringbone, and I love how easy it is to create this beautiful colorwork beanie utilizing Mosaic knitting! If you've never tried your hand at Mosaic knitting, this is a great introduction!! The only question left is to pompom or not to pompom?"



Saturday, November 12 & 19
Fee: \$60

10 a.m. - 12 p.m.
2 week class

Intro to Fair Isle Knitting with Darlene Joyce

Learn to knit a basic fair isle hat. You will choose your own motifs and color combinations. Please bring a 16" circular needle size US 7 for a hat or a 24" circular size US 7 for a cowl. Homework: Cast on 100 stitches on a 16" circular needle size US 5, join in the round and work in ribbing for 1 1/4". (If you are choosing to make a cowl, cast on 140 stitches on a 24" circular needle US 5).



Wednesday, November 16
Fee: \$40

11 a.m. - 1 p.m.
2 hour class

Zoom Classes



Year of Bulky Hats 2022

(Kelbourne Woolens)

Fridays, 12-1 p.m.

Knit via Zoom

November Hat
(no picture at this time)
November 11 & 18

December Hat
(no picture at this time)
December 9 & 16

Fee: \$25/2 week class
Pre-registration required.

All hats are done in
Kelbourne's Germantown Bulky.

Colorfall Sweater (crochet via Zoom)



Wednesdays, November 30 to
December 21, 3 - 4 p.m.

Fee: \$60

New!




The ColorFall Sweater has a top-down construction with a round yoke. It has a relaxed fit. The sweater is worked in the round, only on the right side. Along the yoke section, there are several increases according to the needed yoke depth, bust, and sleeve circumference. The yoke is then divided into sleeves and body. The 3 parts are then worked individually until completing the desired length.

MYS Zoom Book Club for "Yarnies"!

Join us for some reading fun and good laughs! We will be reading "Spinning in Her Grave" for our November 14th meeting.

2nd Monday of the month
7-8 p.m. via Zoom Meetings



Crochet Corner

with Darlene (All In Person)

Versailles Scarf/Stole

Saturday, November 5, 10 a.m. - 12 p.m.

Fee: \$35/2 hour class



"Versailles is a delicate lace scarf inspired by architecture and a co-workers' penchant for cute scarves. This is a great scarf for crocheting up a single skein of sock yarn in a semi-solid colorway". Pattern in chart and written format. Size F hook. Designed by Joy Haworth.

Honeycomb Beanie

Wednesday, November 9 & 16, 3-5 p.m.

Fee: \$60/2 week class

This textured beanie has a simple stitch repeat which gives a honeycomb effect. Suitable to fit a head circumference between 20-23 inches, measuring 9.5" in height. Use an Aran/Worsted weight yarn. Size I & J hook. Designed by Ling Ryan



New!

Weaving (In Person)

Intro to Rigid Heddle Weaving: Getting to Know Your Loom with Georg Luxton

Learn the parts of the loom and weaving terminology. Students will assemble their loom (if they haven't already), warp it and do a balanced weave using worsted weight yarn purchased from MYS. You can also have the MYS staff put your loom together for you for a \$25 fee. This basic class is a spring board for more advanced weaving technique classes to come. If bringing own loom, make sure it is a rigid heddle and is no bigger than 20". Check with Georg.




Sundays, November 6, 20 & December 4
Fee: \$100

12-2 p.m.
3 week class

Looms available to rent for \$25

LACE Pick Up Sticks with Georg Luxton

Expand the capabilities of your rigid heddle loom by learning the basics of using a PICK UP stick when you weave to create patterns. You will make a sampler of Weft and Warp Floats. Come with your loom ready with about a yard of warp any width. Choose your favorite pattern and we'll plan and get you ready to start a scarf, shawl, or poncho.



Wed. November 2, 16, & 30
Fee: \$100

11 a.m. - 1 p.m.
3 week class

More Knit Project Classes

Advanced Beginner with Julie Davidson

Buttonhole Felted Bag & More (\$80 in person)

Saturdays, December 3 to 17 12-1:30 p.m.

The Buttonhole Bag is a - felted handbag with integral handles that are formed by making 10-stitch buttonholes centered on the front and back. You can play with the shaping or add length to get the bag you want.

Repeat students are welcome!



Abbreviated Shortie Socks (\$80 via Zoom)

Tuesdays, December 27 to January 10,
6:30 - 7:30 p.m.



Perky little thick socks for worsted weight yarn. Striped sock pattern for adults/teens. Seamless styled toes and heels. Quick and easy little accessory. A fun and useful way to use up small bits of yarn. Julie used HiKoo Simplicity and a size US5 & US7 dpns.

Weekend Weaving

2nd Sunday of every month

12 - 1:30 p.m. Fee: \$25

Join expert weaver Georg Luxton

and get all your weaving questions answered.

Whether you want to warp your loom, continue on a project you started on in previous class or learn a new stitch, this time is totally dedicated to weaving.

Learn to Weave on a Zoom Loom with Georg!

Sunday, November 6, 2-4 p.m.

Wednesday, November 9, 11 a.m.-1 p.m.

(All classes in person)

Fee: \$25 with purchase of a Zoom loom or \$50 if you bring your own Zoom Loom

