

Mosaic Memo

The November/December 2021 newsletter of
Mosaic Yarn Studio, Ltd.

109 W. Prospect Ave. Mount Prospect, IL 60056
Phone: (847) 390-1013 Fax: (847) 390-1256
Web: www.mosaicyarnstudio.com

Skill Building Classes

Saturdays, 2-4 p.m. with Nick
Fee: \$55/2 week class

Brioche Starter Cowl

This pretty cowl is fun to knit and quick to make! It's knit in the round, which is easy to do in brioche. As its name implies, it's a good beginner's cowl or a good refresher. Pattern is \$5.99. Designed by Cynthia Spencer.

November 6 & 13.

Log Cabin Mitts

Knit a pair of semi-traditional log cabin squares. No Intarsia required! Pattern is free. Designed by Karen Templer. **November 20 & December 4**

Short Row Scarf

This short row garter stitch scarf is a great opportunity to play with color and texture: pick two or three colors of your favourite yarn or mix and match with yarns from your stash. **December 11 & 18**

All these classes are in person!



Edie Eckman Virtual Workshops

Intro to Mosaic Crochet


Wednesday, December 15, 2-4 p.m. Fee: \$40

Mosaic crochet is trending! Learn to create beautiful geometric color patterns using only one color per row. You'll learn to read a mosaic crochet chart and how to adapt mosaic knitting charts for crochet. Students should be comfortable with single and double crochet and working into front loops and back loops of stitches. Students should be comfortable with single and double crochet and working into front loops and back loops of stitches. Homework.



Continuous Crochet Motifs

Wednesdays, January 19, 26 & February 2, 2-4 p.m. Fee: \$100



What if I told you that it is possible to crochet a motif-based project without cutting your yarn? And without seaming? And that you can incorporate colorwork and texture if you are willing to weave in a few more yarn tails? Continuous crochet makes all this possible. It's join-as-you-go taken to a whole new level! Once you learn the techniques, you'll be wondering where this has been all your life. We'll start with reviewing symbol charts and some join-as-you-go basics, then move on to simple continuous motif techniques. After some practice, you'll be ready to plan your own projects and tackle more adventurous patterns. Mastery of basic crochet stitches is required; familiarity with crochet symbol charts and join-as-you-go techniques is strongly suggested. Homework.

Kairos Cowl/Shawl (via Zoom)

with designer Laura Nelkin

Tuesday, December 14, 7-8 p.m.

Fee: \$90 (includes kit in Emma's Yarns)



Want to do a deep dive into the Kairos Collection with Laura Nelkin? In this one-hour zoom class Laura Nelkin will begin by exploring the constructions of Kairos Shawl and Cowl.

Then she'll teach you how to string beads, work the Kairos Stitch, graft and any other tidbits that will ensure your success with these knits! Please order kits ASAP.

Fall Yarn Tasting

With Darlene/Nick

November 12, 2-4 or 6 - 8 p.m.



Exploration and experimentation are on the menu! We will present 6 different yarns and offer event discounts. Everyone must show a CoVid vaccination card for admittance. Space is limited. Fee: \$30. In person.

Zoom Classes/Zoomalongs/Hybrid

Log Cabin with Darlene

(crochet via Zoom)

Friday, November 19, 9 - 10 a.m.

Fee: \$15

Learn the basic log cabin method. It can be used for washcloths, blankets, scarves, etc.

Materials: worsted weight yarn in a variety of colors; size H hook. Pattern is free.

These are fun to make for holiday gifts!

Pre-registration required.



Migration

Hybrid

(via Zoom or in person)

Saturdays, 12 - 1 p.m.

November 13, 20,

December 4, 18,

January 8 & 15.

\$80/6 classes.

Learn several techniques, including raglan increase, mosaic knitting, making side pockets, etc. Both Darlene & Nick will be teaching this class with demos using a "hand camera".

Kits available for colors pictured.
Yarn must be purchased at MYS.



12" Blocks X 12 Months (crochet) with Darlene Joyce

Darlene will pick a square to crochet each month. Each square will use worsted weight yarn and be at intermediate level. You choose your own colors.

Darlene recommends Berroco Vintage.

2nd Saturday of every month, 10-11:30 a.m.

Fee: \$15/class

Choose one month or them all! This is a virtual class.

Virtual Hat Series



January Hat (knit)

with June Sorensen

Fridays, 12 - 1 p.m.

November 12 & 19

Diamond Ridge (crochet)

Fridays, 9-10 a.m.

December 3 & 17

Fee: \$20/2 week class
Pre-registration required

These classes are via Zoom.

Irene Cardigan

Hybrid (crochet via Zoom or in person)

Tuesdays, November 16 to December 14

(No Class November 7)

10 - 11 a.m. Fee: \$50/4 classes

Featuring a floral lace yoke and a lacy stripe pattern, this feminine three-quarter sleeve cardigan is equally lovely dressed up or down. The cardigan is worked seamlessly in one piece starting with the lace yoke. The body and sleeves are crocheted from the yoke down, allowing you to adjust their lengths to suit. Pattern also includes button band instructions for both single and multiple buttonholes.



Winter Roses FREE Zoom KAL Tuesdays in November, 7 - 8 pm.

For a laid-back sweatshirt feel with a fun tri-color motif, this ultra-cozy sweater is knit in the round—from the top-down—so you can try it on as you go! The circular yoke and body are embellished with bands of bold colorwork and textural garter stitch ridges. Knit



in [HiKoo® Simplinatural](#)—a smooth, fluffy, Aran-weight yarn, featuring a sumptuous blend of baby alpaca, fine merino wool, and mulberry silk.

This pattern also features instructions for two neck variations, as well as a full-length or cropped-length body. Charted and written instructions are available for the colorwork.

In Person Classes

Beginning Knitting



During the first 2 classes, you will learn to cast on, knit, purl, increase, decrease & cast off. On the 3rd class session, you will pick out an easy project, learn to read knitting instructions & work on your chosen project for the remainder of the course.

Fee: \$86/4 week class

Tuesdays, November 9 to 30 with Nick 3 - 4:30 p.m.
Thursdays, December 2 to 30 6:30 - 8 p.m.
 (No Class December 23)

Materials: US 8 to 10 knitting needle; one 100 gram ball of worsted weight yarn (preferably a wool or wool blend). Please purchase your materials from us.

Intermediate Knitting/ Crocheting

Intermediate Knitting/Crocheting

You will learn more advanced techniques of your choice. For example, you can choose a simple cabled sweater pattern, a fair isle pattern, an intarsia pattern - the choice is yours! This class can be taken over and over and over and over. **All yarn must be purchased from MYS for Intermediate classes.**

Fee: \$100/session 4 weeks
One Day Class Fee*: \$30 1 day
 *Available if class is not full. 24 hour notice required.

Monday Afternoons with Darlene 1 - 3 p.m.
 October 25 to November 15
 November 22 to December 20

Tuesday Afternoons with Darlene 1 - 3 p.m.
 November 23 to December 21
 January 11 to February 1

Wednesday Afternoon with Nick 1 - 3 p.m.
 November 3 to December 1 (No Class November 24)
 December 8 to 29

Wednesday Evening with Julie 6:30 - 8:30 p.m.
 November 17 to December 8
 December 15 to January 5

Friday Late Morning with Darlene 11 a.m. - 1 p.m.
 November 12 to December 17
 (No Class November 26 & December 10)

Beginning Crochet



This class is for beginners. You'll get started with chain, single, and double crochet stitches. Chose a skein of Plymouth Encore and a H hook and you will be on your way!

Tuesdays, November 2 to 23 (with Georg) 6 - 7:30 p.m.
Fee: \$86 4 week class

Intermediate Projects

Frankie Bucket Hat (crochet) with Darlene Joyce

The hat is worked in continuous rounds, marking the stitch of the first round and moving the marker up with each round. Features a firm (but not stiff) brim to wear straight or folded.



Tuesdays, November 2 & 9
Fee: \$55

10 a.m. - 12 p.m.
 2 week class

Winter Buzz (knit) with Nick Clewell

Cute and cushy, these mitts will be your go-to for warm hands all season long! You will learn magic loop technique. **Materials:** 2 skeins of Simpliworsted and 32" circular needle in a size US 5 & 7 for magic loop technique & pattern.



Thursdays, November 4 to 18
Fee: \$75

6 - 8 p.m.
 3 week class

Intro to Fair Isle Knitting with Darlene Joyce

Learn to knit a basic fair isle hat or cowl. You will choose your own motifs and color combinations. Please bring a 16" circular needle size US 7 for a hat or a 24" circular size US 7 for a cowl. Home-work: Cast on 100 stitches on a 16" circular needle size US 5, join in the round and work in ribbing for 1 1/4". (If you are choosing to make a cowl, cast on 140 stitches on a 24" circular needle US 5).



Saturday, November 20
Fee: \$32

10 a.m. - 12 p.m.
 2 hour class

More Knit Project Classes

Advanced Beginner Level

Saturdays, 10:30-11:30 a.m. with Julie



Blurry Cowl

November 6, 13 & 20

Fee: \$40

Three sections: chevron, stripes and lace ribbing. Materials: 2 skeins of dk weight yarn and a size US 6 24" circular needle.

Runo Hat

December 4, 11 & 18

Fee: \$40

The Runo Hat is written for worsted weight yarn and features a very easy stitch pattern that makes an interesting texture.



All these classes are in person.



Kiki

Cocoknits Method

Hybrid

(via Zoom or in person)

with Darlene/Nick


Saturdays, 12 - 1 p.m.

January 29 to February 19

Fee: \$80/6 week class



Cocoknits Sweater Workshop book required.



MYS Zoom Book Club for "Yarnies"!

Whether you knit, crochet or weave, you are invited to be part of this fun book club where will read and discuss mystery books that involve the fiber arts.

2nd Monday of every month

7-8 p.m. Zoom Meetings

(next book club is November 8, 2021)

Cost is \$5/month. Pre-registration required.

Weaving (In Person)

Intro to Rigid Heddle Weaving: Getting to Know Your Loom

with Georg Luxton

Learn the parts of the loom and weaving terminology. Students will assemble their loom (if they haven't already), warp it and do a balanced weave using worsted weight yarn purchased from MYS. You can also have the MYS staff put your loom together for you for a \$25 fee. This basic class is a spring board for more advanced weaving technique classes to come. If bringing own loom, make sure it is a rigid heddle and is no bigger than 20". Check with Georg if your are uncertain.



Sun. November 7, 21 & December 5

Fee: \$75

Looms available to rent for \$25

2 - 4p.m.

3 week class

Rigid Heddle Weaving: Color Play

with Georg Luxton

Learn plaids and stripe color patterns with your rigid heddle loom.

Knowledge of plain weave (tabby weave) necessary. Students must know how to warp a loom.



Sun, November 14, December 5 & 19


Fee: \$75

2 - 4 p.m.

3 week class

Intro to Frame Weaving with Georg Luxton

Using a frame loom, students will learn some basics of weaving, including how to warp the frame, how to create some simple stitches and how to let the design process flow while making a simple wall hanging. No experience needed. Frames available at MYS.



Tues. November 30 & December 7

Fee: \$55

6 - 8 p.m.

2 week class



2nd Sunday of every month

12 - 1:30 p.m. Fee: \$25

Join expert weaver Georg Luxton and get all your weaving questions answered.

Whether you want to warp your loom, continue on a project you started on in previous class or learn a new stitch, this time is totally dedicated to weaving.