

Mosaic Memo

The March/April 2023 newsletter of
Mosaic Yarn Studio, Ltd.

109 W. Prospect Ave. Mount Prospect, IL 60056
Phone: (847) 390-1013 Fax: (847) 390-1256
Web: www.mosaicystudio.com

Edie Eckman Zoom Workshops

Fee: \$45/workshop

Crochet Confidence

Wednesday, March 22, 3-4:30 p.m.

You've got the basic crochet stitches down pat, but you still have questions. How do I tell the right side from the wrong side? Why are my edges crooked? How do I decrease without making a hole? How do I weave in ends invisibly and securely?

How do I read a pattern? If these and similar questions plague your crochet, now's the time to clear up the confusion. No matter your level of crochet experience, if you have questions, this is the class for you. You may even find answers to questions you didn't know you had. Crocheters of all experience levels are welcome. Leave class ready to tackle your next project with confidence.



Unlearn to Knit

Tuesday, April 4, 6:30-8 p.m.

You learned the rules: Put your needle in this way, wrap your yarn that way. Now unlearn those rules to gain control of your knitting. No matter how long you've been knitting or what your knitting style, understanding the structure of the knitted fabric and how the stitches are related to one another is the key to becoming an expert knitter. We'll have fun exploring what it really means to take a length of string and turn it into a fabric. If time allows, we'll even "knit back backwards"! You'll leave class with the confidence and ability to fix mistakes, take shortcuts, and be the master of your stitches.



Mystery Lace KAL

with Darlene

It's Free, Just Sign Up!




Darlene will email you directions each week as you knit a lace sampler shawl. The shawl is a shallow triangle that is easy to wrap around your neck to use as a "triangle scarf." Clues go out Monday, March 6 to April 10, skipping March 27.

Materials Needed: 515 yards of a sport weight yarn and a size US 6 needle. Darlene used **Blossom Mad Hatter**.

Assigned Pooling Workshop

Saturday, March 4, 3-5 p.m. Fee: \$30

With Darlene & Nick



Have you noticed those interesting hand dyed yarns that have a pool of color in the middle of the hank. Do you wonder what you can do with those yarns? We will explore the concept of assigned pooling and share yarns from Dream in Color and Madeline Tosh that are specifically dyed for this purpose. We will also present knit & crochet patterns from easy to more complex. You might even be able to create your own!

Please purchase one skein of color pooling yarn from us and bring your knitting needles and hooks to begin a project.



In Person Classes

Beginning Knitting

During the first 2 classes, you will learn to cast on, knit, purl, increase, decrease & cast off. On the 3rd class session, you will pick out an easy project, learn to read knitting instructions & work on your chosen project for the remainder of the course.

Fee: \$100/4 week class.

Fridays, March 3 to 24 with Nick 2 -3:30 p.m.
Tuesdays, March 7 to 28 with Darlene 6 :30- 8 p.m.
Saturdays, April 8 to 29 with Kate 10:30-12 p.m.

Materials: US 8 to 10 knitting needle; one 100 gram ball of worsted weight yarn. **All materials must be purchased from Mosaic Yarn Studio. Registered students get a 10% discount on class supplies!**

Intermediate Knitting/ Crocheting

Intermediate Knitting/Crocheting

You will learn more advanced techniques of your choice. For example, you can choose a simple cabled sweater pattern, a fair isle pattern, an intarsia pattern - the choice is yours! This class can be taken over and over and over and over. **All yarn must be purchased from MYS for Intermediate classes. Darlene takes Intermediate Crocheters (lefties too) in her classes.**

Fee: \$112/session 4 weeks
One Day Class Fee*: \$30 1 day
**Available if class is not full. 24 hour notice required.*

Monday Afternoons with Darlene March 1- 3 p.m.
6 to April 3 (No Class March 27)
April 17 to May 8

Tuesday Afternoons with Darlene March 1 - 3 p.m.
14 to April 11 (No Class March 28)
April 18 May 9

Wednesday Afternoons with Nick 1 - 3 p.m.
March 1 to March 22
March 29 to April 26 (No Class April 5)

Wednesday Evening with Julie 6:30 - 8:30 p.m.
March 22 to April 12
April 19 to May 10

Thursday Evenings with Nick 6 - 8 p.m.
March 23 to April 13
April 20 to May 11

Friday Late Mornings with Darlene 11 a.m. - 1 p.m.
March 3 to 24

Beginning Crochet



This class is for beginners. You'll get started with chain, single, and double crochet stitches. Chose a skein of Plymouth Encore and a H hook and you will be on your way!

Fee: \$100/4 week class.

Sun. March 12 to April 2 with Georg 2:30 - 4 p.m.
Thurs. April 6 to 27 with Susan 1 - 2:30 p.m.
Saturdays, April 8 to May 6 (No Class April 29) 10 - 11:30 a.m.

Advanced Beginner Crochet

with Susan Kenyon (in person)

New!

Thursdays, March 9 to 30
1-2:30 p.m. Fee: \$100



If you know the basic crochet stitches, and would like to use them in a creative way,

the **Advanced Beginner Crochet** class will help you take your crocheting to the next step. The class will cover a variety of stitches, including the popcorn stitch, puff stitch, and shell stitch. It will also cover working between stitches, working under one loop, and working around the post of the stitch.


You must know how to make the chain, the single crochet, and the double crochet stitches. Please purchase a medium weight yarn that is a medium color. Encore is a good yarn for practice. Don't use a variegated or textured yarn. Bring a size H or I crochet hook, or both.

MYS Zoom Book Club for "Yarnies"!

Join us for some reading fun and good laughs! We will be reading "Real Men Knit" for our March 13th meeting.

2nd Monday of the month
7-8 p.m. via Zoom Meetings

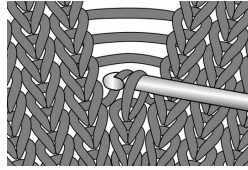
Cost is \$5. Pre-registration required.



In Person Knit Classes

Correcting Mistakes with Darlene Joyce

Are you tired of running into the shop every time the stitches fall off the needle? Come and learn how to correct common mistakes made while knitting. You will learn to pick up dropped stitches in stockinette, garter, and at the end of the row. The class will include exercises in dropping down pattern stitches, picking up dropped stitches, and ripping out rows of knitting and getting stitches back on the needle. **Please pick up homework sheet or find on our website.**



Saturday, March 18
Fee: \$40

2 - 4 p.m.
2 hour class



Sock Club Every Tuesday, 10 - 11 a.m.

Join us as we knit/crochet socks together (in person) and share our progress! Please register so we know what to expect.

Let's Dye Yarn Together! With Darlene & Georg (in person) Sunday, April 23, 12-3 p.m.

Students must have their own Ashford dyes kit (or share with a friend). We will take turns using our microwave. Additional yarn available for purchase. Space is limited. Fee \$50.



Summer Sorrel Zoom KAL **New!** with Darlene Joyce

Tuesdays, April 25 to May
16, 7 - 8 p.m. CST

Construction: Knit seamlessly top-down in the round, the body of the tee is worked inside out for the ease of working in knitted stockinette stitch rather than purling!
Registration required.



Zoom/Hybrid Classes



Felted Coasters & Box with Darlene Joyce (crochet via Zoom only)

Wednesdays, April 12, 19 & 26
3-4 p.m. Fee: \$50

New!



A great gift for yourself or a housewarming. Make it in colors to match the decor. The coasters work up quickly and when all done get felted to protect furniture from sweaty glasses. The box helps keep all the coasters in one place when not in use. *Designed by Tracy Barret.*

Crochet a Bowl (hybrid) **New!** with Georg Luxton

Wednesday, March 8, 3 - 5 p.m.

Fee: \$40/2hour class



Come in person or stay at home and Zoom. Learn how to crochet a bowl starting with a magic ring and single crocheting until the bowl is as wide as desired. Students will use macrame yarn to make sure the bowl is stiff enough to stand up properly.

Intro to Fair Isle Knitting with Darlene Joyce (knit hybrid class)

Learn to knit a basic fair isle hat. You will choose your own motifs and color combinations. Please bring a 16" circular needle size US 7 for a hat or a 24" circular size US 7 for a cowl. Homework: Cast on 100 stitches on a 16" circular needle size US 5, join in the round and work in ribbing for 1 1/4". (If you are choosing to make a cowl, cast on 140 stitches on a circular needle US 5).



Saturday, March 18
Fee: \$40

10 a.m. - 12 p.m.


Year of Gifts (knit via Zoom)

with June Sorensen

3rd & 4th Friday of every month,
12-1 p.m. Fee: \$25



March-Shamrock Cowl
April-Sweet Pea Socks



June will pick out the pattern each month following Kelbourne's Year of Gifts, skipping /substituting any projects the group decides.

One Sock *Slowly* (The Fibre Co.)

(hybrid class) with Darlene & Nick

Saturdays, April 15 to May 20
(No Class April 29)



Demos/Instruction.

This class will move at a slow pace so we can get to every detail & share multiple ways to knit your sock. "Slow and steady wins the race".

Each week you can choose to come in person or Zoom.



Week One: Cuff
Week Two: Leg
Week Three: Heel
Week Four: Gusset
Week Five: Toe

One Sock is a classic top-down sock pattern to fit all feet, designed in sock yarn Amble. With lots of opportunities to customize the fit and design, this pattern comes with the One Sock Guidebook, a resource that walks makers through the process of knitting beautiful socks that fit.

Choose one full skein of Amble and one or two mini skeins depending desired style (stripes, contrasting heel/toe, etc.) Size 2.5 mm needle for preferred method of knitting a small circumference.

We would prefer that all students have some experience working in the round on a small circumference.

Cost: \$80. Pre-register.

There are no make ups for missed classes. Please keep this policy in mind when signing up for classes.

Weaving (In Person)

Intro to Rigid Heddle Weaving: Getting to Know Your Loom with Georg Luxton



Learn the parts of the loom and weaving terminology. Students will assemble their loom (if they haven't already), warp it and do a balanced weave using worsted weight yarn purchased from MYS. You can also have the MYS staff put your loom together for you for a \$25 fee. This basic class is a spring board for more advanced weaving technique classes to come. If bringing own loom, make sure it is a rigid heddle and is no bigger than 20". Check with Georg.

Sundays, March 19, April 2 & 16

12 - 2 p.m.

Fee: \$100

3 week class

Looms available to rent for \$25

Weaving on a Round Scallop Loom

With Georg Luxton



New!

Sunday, April 16,

2 - 4 p.m.

Fee: \$45

Loom kits included.
Please bring stash yarn.
Space is limited.

Weekend Weaving

2nd Sunday of every month

12 - 1:30 p.m. Fee: \$25

Join expert weaver Georg Luxton

and get all your weaving questions answered.

Whether you want to warp your loom, continue on a

project you started on in previous class or learn a

new stitch, this time is totally dedicated to weaving.



Killer Queen Cowl New!

with Julie Davidson

(knit in person)

Saturdays, April 8 to May 6

(No Class on April 29)

10 a.m.- 12 p.m. Fee: \$100

305 yards of the MC (2 skeins Malabrigo Rios) and 180 yards of the CC (1 skein Rios).