

Mosaic Memo

The July/August 2025 newsletter of
Mosaic Yarn Studio, Ltd.

109 W. Prospect Ave. Mount Prospect, IL 60056
 Phone: (847) 390-1013 Fax: (847) 390-1256
 Web: www.mosaicyarnstudio.com

Astro Pop KAL with Darlene Joyce

Cast On Party!
 Saturday, July 5, 1-4 pm.
 Fee: \$10



Pick out your yarn and get ready for a fun filled afternoon. If you have your neckband done, Darlene can help you get going on the Japanese short rows. BYOB/snacks.

It's Raining Cats & Dogs! (Trunk Show/Slide Show)

Saturday, July 12,
 10 am-12 pm. Fee:\$20.



Let's celebrate our furry friends!

We will have:

- first dibs on the "Classic Cat Trunk Show" from Road Trip Sock Yarn and other goodies. These dyed yarns are inspired by cats/dogs in shelters
- a slide show of our furry friends. Send your picture to info@mosaicyarnstudio.com.
- snacks/drinks
- raffle prizes

Please do not bring your cat or dog to the show. We want to keep everyone safe.



On these days, we will be putting out all our Backroom Bargain items with additional discounts. Tables will be set up outside (weather permitting). We will also have "mystery bags" for sale.

Friday, August 8, 11 am - 4 pm &
 Saturday, August 9, 11 am - 5 pm

Private Lessons Saturdays in July/August



Crocheting with Jessie, 9-10 am
Knitting with Julie, 10-11 am
\$40/person or \$70/pair

How to prepare for your lesson:

- 1) Choose project/technique you want to learn
- 2) Email/text shop about what you want to learn; info@mosaicyarnstudio.com or 847-390-1013
- 3) Come prepared to start the lesson on time. All yarn should be chosen ahead of the lesson.



Bramwell (knit in person)

New!

with June Sorensen

Tuesdays, July 15, 22, August 5 & 12,
 2 - 4 pm. Fee: \$120/4 weeks

Bramwell is a top-down triangular shawl featuring two traditional leaf lace patterns. Many leaf lace patterns are composed of simple stitches and shorter pattern repeats, which make them perfect for newer lace knitters. But even experienced lace knitters will enjoy it. *The Bramwell pattern includes both charts and full written out. Instructions for those of you who prefer not to use charts.*

Bramwell would be an excellent project for a "first lace" shawl, as the pattern is filled with detailed explanations, helpful hints and includes lots of video links that show all the stitches and techniques required to knit the shawl.

In Person Classes

Beginning Knitting



During the first 2 classes, you will learn to cast on, knit, purl, increase, decrease & cast off. On the 3rd class session, you will pick out an easy project, learn to read knitting instructions & work on your chosen project for the remainder of the course. **Ages 12+ only. Fee: \$120/4 week class.**

Materials: US 8 to 10 knitting needle; one 100 gram ball of Plymouth Encore. **Ages 12+ only. Fee: \$120/4 week class.**

Tuesday, July 1 to 22 with Kate 11 am - 12:30 pm
Thursday, July 17 to August 7 with Darlene 2:30 - 4 pm
Wednesday, July 30 to August 20 with Kate 11 am - 12:30 pm
Saturday, August 9 to 30 with Julie 3 - 4:30 pm

Beginning Crochet



This class is for beginners. You'll get started with chain, single, and double crochet stitches. Choose a skein of Plymouth Encore and a H hook and you will be on your way! **Ages 12+ only. Fee: \$120/4 week class.**

Wednesday, July 2 to 23 with Darlene 11 - 12:30 pm
Saturday, July 12 to August 2 with Darlene 1-2:30 pm
Thursday, August 7 to 28 with Darlene 4:30 - 6 pm
Fridays, August 15 to September 5 with Georg 11am-12:30 pm

Advanced Beginner Knitting: Knitting in the Round

with Julie Davidson (in person)

Saturdays, July 12 to 26
2:30-4 pm. Fee: \$80/3 weeks

If you already know the basics of knitting (i.e. casting on, knitting, purling, etc.) and want to try a project, this class is for you! You will make a simple beanie. Let's take those skills you learned to the next level and make something!



Intermediate Knitting/Crocheting

Intermediate Knitting/Crocheting

You will learn more advanced techniques of your choice. For example, you can choose a simple cabled sweater pattern, a fair isle pattern, an intarsia pattern - the choice is yours! This class can be taken over and over and over and over. **All yarn must be purchased from MYS for Intermediate classes. Darlene takes Intermediate Crocheters (lefties too) in her classes.**

Fee: \$120/session

One Day Class Fee*: \$35

4 weeks

1 day

*Available if class is not full. 24 hour notice required.


Monday Afternoons with Darlene 1 - 3 pm
July 14 to August 4
August 11 to September 1

Tuesday Afternoons with Darlene 1 - 3 pm
July 8 to July 29
August 5 to 26

Wednesday Afternoons with Darlene 1 - 3 pm
July 2 to 23
July 30 to August 20

Friday Late Mornings with Darlene 11 am - 1 pm
June 20 to July 25 (No Class June 27 & July 4)
August 1 to 22

Saturday Late Mornings with Julie 11 am - 1 pm
June 28 to July 19
July 26 to August 16



MYS Zoom Book Club for "Yarnies"!



Join us for some reading fun & good laughs! We will be reading "If Hooks Could Kill" by Betty Hetchman for our July 14th meeting. No need to read previous

books in the series. They stand alone.

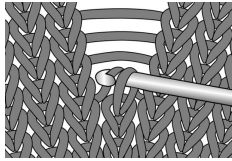
2nd Monday of the month. 7-8 pm CST

Cost is \$5. Pre-registration required.

Knit Classes

Correcting Mistakes with Darlene Joyce

Are you tired of running into the shop every time the stitches fall off the needle? Come and learn how to correct common mistakes made while knitting. You will learn to pick up dropped stitches in stockinette, garter, and at the end of the row. The class will include exercises in dropping down pattern stitches, picking up dropped stitches, and ripping out rows of knitting and getting stitches back on the needle. **Please pick up homework sheet or find on our website.**



Saturday, July 26

Fee: \$40

10 am - 12 pm

2 hour class

Brioche Starter Cowl with Darlene

This pretty cowl is fun to knit and quick to make! It's knit in the round, which is easy to do in brioche. As its name implies, it's a good beginner's cowl or a good refresher. Pattern is \$5.99. Designed by Cynthia Spencer.



Wednesday, July 16 & 23

Fee: \$80

5 - 7 pm

2 week class

Wicker Cowl with Kate Joyce

Learn how to knit very simple lace with knit two together and yarn overs. Choose any yarn and a 24" circular needle that is 2 sizes larger than what the ball band recommends. She knit a bunch of these for her bridesmaids!



Saturday, August 16

Fee: \$40

10 am - 12 pm

2 hour class

Intro to Fair Isle Knitting with Darlene Joyce (in person class)

Learn to knit a basic fair isle hat. You will choose your own motifs and color combinations. Please bring a 16" circular needle size US 7 for a hat or a 24" circular size US 7 for a cowl. Homework: Cast on 100 stitches on a 16" circular needle size US 5, join in the round and work in ribbing for 1 1/4". (If you are choosing to make a cowl, cast on 140 stitches on a circular needle US 5).



Saturday, August 30

Fee: \$40

10 am - 12 pm

2 hour class

More Knit Project Classes

Advanced Beginner (in person with Julie)

Tailfeather

Wednesday, July 23 & 30

5 - 7 p.m. Fee: \$80/2 weeks

Wrap yourself in a big, beautiful scarf and show off your plumage. Tailfeather is a unisex lace scarf with long interlocking feather motifs.

The garter-based lace pattern is fast and easy to knit, and looks great on both sides. Two width options are given.

Materials: 470 to 610 yards of dk/worsted weight yarn, size US 7 needle & pattern.



Abbreviated Shortie Socks

Wednesday, August 13 to 27

5 - 7 p.m. Fee: \$120/3 weeks

Perky little thick socks for worsted weight yarn. Striped sock pattern for adults/teens. Seamless styled toes and heels. Quick and easy little accessory. A fun and useful way to use up small bits of yarn. Suggested Yarn: HiKoo Simplicity (3 skeins, one in each color)



Weaving Class

Intro to Rigid Getting to with Georg

Learn the parts

ing terminolo-

Learn the parts ing terminology. Students will assemble their loom (if they haven't already), warp it and do a balanced weave using worsted weight yarn purchased from MYS. You can also have the MYS staff put your loom together for you for a \$25 fee. This basic class is a spring board for more advanced weaving technique classes to come. If bringing own loom, make sure it is a rigid heddle and is no bigger than 20".



Heddle Weaving: Know Your Loom

Luxton

of the loom and weav-

gy. Students will as-

semble their loom (if they haven't already), warp it and do

a balanced weave using worsted weight yarn purchased

from MYS. You can also have the MYS staff put your

loom together for you for a \$25 fee. This basic class is a

spring board for more advanced weaving technique clas-

ses to come. If bringing own loom, make sure it is a rigid

heddle and is no bigger than 20".

Friday, July 18, August 1 & 15


Fee: \$120

2 - 4 pm

3 week class

Intro to Frame Weaving with Georg Luxton

Using a frame loom, students will learn some basics of weaving, including how to warp the frame, how to create some simple stitches and how to let the design process flow while making a simple wall hanging. No experience needed. Frames available at MYS.



Friday, July 25 & August 1

Fee: \$80

11 am - 1 pm

2 week class

Crochet Classes

Beginner Crochet: Next Steps


\$40/2 hour class (in person)



How to Crochet a Ball Friday, July 18, 11 am - 1 pm

You will start with a magic ring and learn to increase. In the next class you will learn how to decrease and finish your ball. Georg will go over pattern reading. Learning to crochet a ball is the stepping stone to all other crocheted toys (amigurumi).

How to Crochet a Granny Square Saturday, July 5, 10 am - 12 pm Saturday, August 2, 3 - 5 pm



Learn to make a basic granny square that you can use as a coaster. You will need a "G" hook & 3 skeins of [Coastal Cotton](#) in contrasting colors.

How to Crochet a Granny Stitch Scarf Saturday, August 2, 10 am - 12 pm

Learn how to crochet a granny stitch (not square) scarf. Darlene will demo the foundation single crochet for those students who want to try it. You will need one skein of Cumulus or Cumulus Dappled and a size 5.5 mm crochet hook.



Advanced Beginner Crochet Classes

with Susan Kenyon (in person)

Thursdays, 1-2:30 p.m. Fee:
\$120/4 weeks



Crochet Stitches

July 10, 24, 31 & August 7

If you know the basic crochet stitches, and would like to use them in a creative way. This class will help you take your crocheting to the next step. The class covers a variety of stitches, including the popcorn stitch, puff stitch, and shell stitch. It will also cover working between stitches, working under one loop, and working around the post of the stitch.

You must know how to make the chain, the single crochet, and the double crochet stitches. Please purchase a medium weight yarn like Encore Worsted or Vintage that is a medium color. Bring whatever

Crochet Classes with Jessie

(advanced beginner in person)
Saturdays, 10 am-12 pm



Hexagon Market Bag

July 19 & August 2
Fee: \$80/2 week class

Choose three colors of Coastal Cotton and you are ready to go! Jessie will walk you through a basic hexagon granny and show you how to seam it up into a beautiful market bag.

Designed by Salena Baca

Hello Spring Ponchette

Saturday, August 9
Fee: \$40/2 hour class



Designed for one skein of fingering weight yarn, this ponchette is just the thing for those days when an extra light layer is all you need. Finished dimensions: 20" x 41" before seaming. You will need at least 400 yards of fingering weight yarn and a size E hook.



Cosy with Crochet Cables Cushion (a little more advanced)

Saturday, August 23 &
September 6

Fee: \$80/2 week class

This cushion cover is made with aran (worsted) weight yarn and has beautiful chunky cable patterns running up the length of the cushion. This stylish design would work in any colour and make a fantastic addition to any chair, sofa or bed. Making this cushion pattern is a great way to get started with crocheted cables, once you start you will find they are not as difficult as they look and crocheting cables can be very addictive!

It has a button up design on the back so that it can be easily removed for cleaning or changing up your style. Designed by Victoria Kairis.