

Mosaic Memo

The July/August 2026 newsletter of
Mosaic Yarn Studio, Ltd.

109 W. Prospect Ave. Mount Prospect, IL 60056
 Phone: (847) 390-1013 Fax: (847) 390-1256
 Web: www.mosaicyarnstudio.com



On these days, we will be putting out all our Backroom Bargain items with additional discounts. Tables will be set up outside (weather permitting). We will also have "mystery bags" for sale.

Friday, August 7, 11 am - 4 pm &
 Saturday, August 8, 10 am - 5 pm

Snaggletooth Shawl

with June Sorensen

New!

Tuesday, August 4 & 11, 11 am-1 pm
 Fee: \$80/2 weeks

Knit a sweet little shawl with a fun intarsia serrated edge. The pattern includes options for both fingering and DK weight yarn and is simple to customise to the yardage you have on hand. Choose a skein of gradient yarn with a strong contrast or colour block with two solid yarn colours. Instructions include a five mini-skein fingering weight version where each colour is worked twice for a mirrored project. You may also knit each colour once, working two sections for each colour, or use ten colours, perfect for a 10 g mini-skein set.



Watermark FREE 4DayKAL

New!

Wednesday, July 1 & 8, 6-8pm

2026 marks ten years for the 4 Day Knitalong, an exuberant annual knitting event that has brought thousands of knitters -- from around the world -- together in for the month of July. Despite the name, the knitalong has never really been about knitting a whole sweater in 4 days (although if you're knitting the smaller sizes, you absolutely can). What it's really about is discovering for yourself that knitting a sweater doesn't have to take a year. Or even a few months.

This year's pattern features top-down, raglan construction with all-over lace details. Personalize your project with your choice of three sleeve length options (short, half, long). You can even spice it up with contrast trim, if you like! The result will be a classic sweater that you'll wear for years to come.

Designed by Olive Knits.

All Yarn must be purchased from MYS or \$40 fee!

Registration required. Space is limited.



Tropical Tickle

(Advanced)

with Darlene Joyce **New!**

Saturday, July 11 to 25,
 10 am-12 pm.

Fee: \$120/3 weeks



Using a Koigu pencil kit, learn to knit hexagons that start on the outside and go in. Each medalion connects to the next one so there is no sewing. We will start on 12" circular needles and move to double pointed needles.



Crochet Club

2nd & 4th Wednesday
 10-11 a.m. Fee:\$5.
 Bring your crochet project and enjoy some company.

We appreciate yarn purchase at MYS only.
 Nora will provide light instruction.

In Person Classes

Beginning Knitting



Learn the basics of knitting in this four week course. Students will be taught the basic skills every knitter must know, including how to cast on, knit, purl, and bind off. **Ages 12+ only.**

Fee: \$120/4 week class.

Materials: US 8 to 10 knitting needle; one 100 gram ball of Plymouth Encore. **Ages 12+ only. Fee: \$120/4 week class. All yarn must be purchased from MYS.**

Thursday, July 9 to 30 with Madalyn 4-5:30 pm
Wednesday, July 15 to August 5 with Darlene 3-4:30 pm
Thursday, August 6 to 27 with Madalyn 11 am -12:30 pm
Saturday, August 8 to 29 with Darlene 10-11:30 am
Wednesday, August 19 to September 9 11 am-12:30pm

Beginning Crochet



This class is for beginners. You'll get started with chain, single, and double crochet stitches. Choose a skein of Plymouth Encore and a H hook and you will be on your way! **Ages 12+ only. Fee: \$120/4 week class. All yarn must be purchased from MYS.**

Monday, July 7 to 28 with Nora 6-7:30 pm
Wednesday, July 8 to 29 with Nora 11 am -12:30 pm
Saturday, July 11 to August 1 with Mad 11:30 am-1 pm
Thursday, July 23 to August 13 with Darlene 6-7:30 pm
Saturday, August 15 to September 5 with Mad 12-1:30pm

Intermediate Knitting/ Crocheting

Intermediate Knitting/Crocheting

You will learn more advanced techniques of your choice. For example, you can choose a simple cabled sweater pattern, a fair isle pattern, an intarsia pattern - the choice is yours! This class can be taken over and over and over and over. **All yarn must be purchased from MYS for Intermediate classes. Darlene takes Intermediate Crocheters (lefties too) in her classes.**

Fee: \$140/session

4 weeks

One Day Class Fee*: \$40

1 day

*Available if class is not full. 24 hour notice required.

Monday Afternoons with Darlene 1 - 3 pm
July 20 to August 10
August 17 to September 14 (No Class September 7)

Thursday Evening with Madalyn 6 - 8 pm
July 23 to August 13 **New!**
August 20 to September 10

Tuesday Afternoons with Darlene 1 - 3 pm
July 14 to August 4
August 11 to September 1

Wednesday Afternoons with Darlene 1 - 3 pm
July 15 to August 5
August 12 to September 2

Friday Late Mornings with Darlene 11 am - 1 pm
July 10 to 31
August 7 to 28




Night Lights **New!** with Darlene Joyce

Saturdays, August 15 & 22
12-2 pm. Fee: \$80/2 weeks

Designed with dynamic colors and a playful stitch motif, this project is as fun to knit as it is to wear. Perfect for adventurous beginners and seasoned knitters alike, this shawl is a bold statement piece full of texture! This shawl is knit sideways, increasing up to the widest part of the triangle and then decreasing back down. Designed by Andrea Mowry.

MYS Zoom Book Club for "Yarnies"!

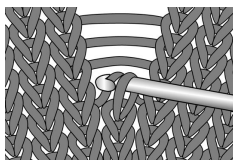


Join us for some reading fun & good laughs! We will be reading "Murder at the Woolen Mill" by Amelia Pine for our July 13th meeting.
**2nd Monday of the month.
7-8 pm CST**

Knit Classes

Correcting Mistakes with Darlene Joyce

Are you tired of running into the shop every time the stitches fall off the needle? Come and learn how to correct common mistakes made while knitting. You will learn to pick up dropped stitches in stockinette, garter, and at the end of the row. The class will include exercises in dropping down pattern stitches, picking up dropped stitches, and ripping out rows of knitting and getting stitches back on the needle. **Please pick up homework sheet or find on our website.**



Saturday, August 1
Fee: \$40

2 - 4 pm
2 hour class

Snowdrops Cami

With Madalyn Fisher



Sat, July 11 to 25, 3-5 pm OR
Thurs, August 20 to
September 3, 2-4 pm
Fee: \$120/3 week class

From designer Nomad Stitches:

"When I lived in Bulgaria, winters were tough. It would snow so heavily that the whole world would turn white. But snowdrops (the flowers that are the namesake of this design) were the first to peak through the snow and announce the arrival of Spring. So snowdrops signify hope and warmth to me, the perfect companion to Spring and Summer vibes. Snowdrops is constructed top-down, completely seamlessly. It features a delicate but very easy to memorize lace pattern throughout. It is highly adjustable as straps may be crossed at back, with adjustable ties or even worn as a halter top. Length can also be modified to be as long as desired."

Sample in Berroco Summer Solstice.

Choosing the Right Yarn & Blocking with Darlene

This class is for knitters, crocheters and weavers. Learn how to choose the right yarn for any project. Students will learn how to read yarn labels, how different fibers behave, how to substitute yarns, how to determine yardage needed and how to make a measureable gauge swatch. Students will also learn the basics of blocking, including wet blocking, mist blocking and steam blocking and when to use each technique.




Tuesday, July 28
Fee: \$40

4 - 6 pm
2 hour class

Advanced Beginner Knitting: Knitting in the Round

with Julie Davidson (in person)

Saturdays, July 11 to 25, 12 - 1:30 pm
Fee: \$90/3 weeks



If you already know the basics of knitting (i.e. casting on, knitting, purling, etc.) and want to try a project, this class is for you! You will make a simple beanie. Let's take those skills you learned to the next level and make something!

Intro to Fair Isle Knitting with Darlene Joyce

Learn to knit a basic fair isle hat. You will choose your own motifs and color combinations. Please bring a 16" circular needle size US 7 for a hat or a 24" circular size US 7 for a cowl. Homework: Cast on 100 stitches on a 16" circular needle size US 5, join in the round and work in ribbing for 1 1/4". (If you are choosing to make a cowl, cast on 140 stitches on a circular needle US 5).



Saturday, August 1
Fee: \$40

10 am - 12 pm
2 hour class

Weaving Class

Intro to Frame Weaving with Georg Luxton

Using a frame loom, students will learn some basics of weaving, including how to warp the frame, how to create some simple stitches and how to let the design process flow while making a simple wall hanging. No experience needed. Frames included in price



Friday, July 24 & 31

2 - 4 pm

Fee: \$105 (frame included in price)

2 week class

Intro to Rigid Heddle Weaving:

Getting to Know Your Loom with Georg Luxton

Learn the parts of the loom and weaving terminology. All students will warp their loom and do a balanced weave using worsted weight yarn purchased from MYS. This basic class is a spring board for more advanced weaving technique classes to come. If bringing own loom, make sure it is a rigid heddle and is no bigger than 20". Students have the option to rent a Sample It Loom for \$25. Please call/text the store at 847-390-1013 to reserve a rental.



Friday, August 14, 28 & September 11
Fee: \$120

2 - 4 pm
3 week class

Crochet Classes

Beginner Crochet: Next Steps \$40/2 hour class (in person)

How to Crochet a Granny Square Saturday, July 11, 1-3 pm



Learn to make a basic granny square that you can use as a coaster. You will need a "G" hook & 3 skeins of Coastal Cotton in contrasting colors.



How to Crochet a Coaster Saturday, August 1 12-2 pm

Learn how to crochet a basic coaster. You will learn magic ring (optional) and how to read a basic pattern. There is a video to accompany the lesson. Materials: 4.5 mm crochet hook and a skein of Coastal Cotton.

How to Crochet a Granny Stitch Scarf Tuesday, August 11, 3-5 pm (with Darlene)

Learn how to crochet a granny stitch (not square) scarf. Darlene will demo the foundation single crochet for those students who want to try it. You will need one skein of Cumulus or Cumulus Dappled and a size 5.5 mm crochet hook.



Take your Amigurumi crochet to the next level!

Mini Amigurumi Animals *New!* with Georg Luxton

1st Friday of the month, 2-4 pm

Fee: \$40/2 hour class

(Intermediate Level)



50 adorable amigurumi animals to crochet in a colorful, on-the-go card deck, from best-selling designer Sarah Abbondio. Students will pick one animal to work on each month. Purchase book at MYS.

Crochet Classes with Jessie

(advanced beginner in person)



Hexagon Market Bag

July 18 & 25, 2-4 pm

Fee: \$80/2 weeks

Choose three colors of Coastal Cotton and you are ready to go! Jessie will walk you through a basic hexagon granny and show you how to seam it up into a beautiful market bag.



Stony Shore Cardigan

August 8 to September 5

(No Class August 15), 2-4 pm

Fee: \$120/4 weeks

The Stony Shore Cardigan will be your new favorite sweater! It's beginner friendly and a breeze to make. It features a beautiful stitch repeat for amazing texture and balloon style sleeves! The sleek pockets are the perfect touch on your new cardigan. Jessie's made her sample in Ella Rae Cashmereno Aran and it is on sale! Designed by Rachel Misner.

The Morning Star Coaster

August 22, 12-2 pm

Fee: \$40/2 hours



The Morning Star crochet pattern is designed to celebrate the summer's warmth with that special someone who is the sunshine in your life. The pattern enables you to make a larger coaster that is suitable for those oversized mugs of coffee to jump start your day. Use fingering weight for a normal sized coaster.

Tapestry Crochet

with Darlene Joyce

Saturday, July 18 & 25, 1-3 pm

Fee: \$80/2 weeks

Learn how to do tapestry crochet while working on a cowl in the round. You will need two contrasting colors of worsted weight yarn and size USG hook. You can choose between circles or a chevron pattern.

