

Mosaic Memo

The January/February 2026 newsletter of
Mosaic Yarn Studio, Ltd.

109 W. Prospect Ave. Mount Prospect, IL 60056
Phone: (847) 390-1013 **Fax:** (847) 390-1256
Web: www.mosaicyarnstudio.com

Waterrock Vest

with Darlene Joyce (knit in person) **New!**


Thursdays, January 8 to 29, 2 - 4 pm
 Fee: \$140/4 week class



Waterrock is a slightly cropped top knit in a dk weight yarn that can either be worn as a layering piece, or alone as a summer top. Featuring lots of texture, and a split hem, it's sure to be a staple in your wardrobe.

Darlene's sample is knit in Germantown dk.

Designed by Jennifer Kelley. Pattern is free.



Building Blocks 2026

with Kate Joyce (in person)

Move from a beginner knitter to an intermediate knitter in a year!

Building Blocks is a skill building workshop that has students knitting a different 12" block every month that can be pieced together to create a lovely sampler afghan. The emphasis of this class is **EDUCATION**. Students are guided through the various stitches and techniques each month as their knitting knowledge is increased. With a different skill focus each month, there is something new to learn at each class. Topics such as gauge, cast ons, bind offs, cables, increases, decreases, lace, pattern reading, and more are covered. Join in the fun!

2nd Wednesday of every month, 5:30-7 p.m.*
 2nd Thursday of every month, 11 am-12:30 pm*

*first class goes an extra half hour. \$90/quarter
 Book & yarn must be purchased at MYS!

Granny Square Cards of the Month 2026 with Georg Luxton (crochet in person)

3rd Friday of the Month 2:30-4 pm
 \$30/class. Pre-register for one or all!

On the front of each 4 x 4 in card is a color photograph of the finished granny square, and nothing else. This allows you to lay out the designs and easily mix, match and create your own design combinations. Simply flip the card over to find the instructional crochet chart. Georg will choose the card to work on, moving from simple to more advanced throughout the year.



Choose your favorite 5 colors of Hikoo Simplicity and bring a G crochet hook.

One Sweater

with Darlene (knit in person) **Big Needle!**

Thursdays, February 12 to 26, 2 - 4 pm.
 Fee: \$120/3 weeks



Using a large needle, 3 strands of yarn held together and a half fisherman's rib stitch, this oversized short sleeve top is comfy.

It might take a bit of time to pick out yarn so shop before class. Darlene had to go up to a size US 13 to get gauge. Designed by Siv Kristin Olsen.

In Person Classes

Beginning Knitting



Learn the basics of knitting in this four week course. Students will be taught the basic skills every knitter must know, including how to cast on, knit, purl, and bind off. **Ages 12+ only.**

Fee: \$120/4 week class.

Materials: US 8 to 10 knitting needle; one 100 gram ball of Plymouth Encore. **Ages 12+ only. Fee: \$120/4 week class.**

Tues, January 13 to February 3 with Kate 11 am - 12:30 pm
Thurs, January 8 to 29 with Kate 2 - 3:30 pm
Wed, February 4 to 25 with Kate 11 am - 12:30 pm
Sat, February 7 to 28 with Julie 3 - 4:30 pm
Thurs, February 12 to March 5 with Kate 1 - 2:30 pm

Beginning Crochet



This class is for beginners. You'll get started with chain, single, and double crochet stitches. Choose a skein of Plymouth Encore and a H hook and you will be on your way! **Ages 12+ only.**

Fee: \$120/4 week class.

Wed, January 7 to 28 with Darlene 11-12:30 pm
Sat, January 10 to 31 with Julie 3 - 4:30 pm
Tues, February 10 to March 3 with Darlene 3 - 4:30 pm
Sat, February 14 to March 7 with Darlene 1 - 2:30 pm

Intermediate Knitting/Crocheting

Intermediate Knitting/Crocheting

You will learn more advanced techniques of your choice. For example, you can choose a simple cabled sweater pattern, a fair isle pattern, an intarsia pattern - the choice is yours! This class can be taken over and over and over and over. **All yarn must be purchased from MYS for Intermediate classes. Darlene takes Intermediate Crocheters (lefties too) in her classes.**

Fee: \$140/session

4 weeks

One Day Class Fee*: \$40

1 day

**Available if class is not full. 24 hour notice required.*

Monday Afternoons with Darlene 1- 3 pm
January 12 to February 9 (No Class February 2)
February 16 to March 9

Monday Evening with Julie 6 - 8 pm
January 12 to February 2
February 9 to March 2

Tuesday Afternoons with Darlene 1 - 3 pm
January 6 to 27
February 10 to March 3

Wednesday Afternoons with Darlene 1 - 3 pm
January 7 to 28
February 11 to March 4

Friday Late Mornings with Darlene 11 am - 1 pm
January 23 to February 20 (No Class February 6)
February 27 to March 20



Agnes Vest with Madalyn


Saturday, January 24 to
February 14, 1 - 3 pm

Fee: \$140/4 weeks

New!

The Agnes Sweater Vest combines **crochet and knitting** by joining granny squares and then knitting the ribbing at the collar, armholes and hem. The armholes are oversized for easy layering over tops and dresses with statement sleeves with a split hem for wearing ease at the waist.

Madalyn used Lamb's Pride for her sample.



MYS Zoom Book Club for "Yarnies"!



Join us for some reading fun & good laughs! We will be reading "Neanderthal Seeks Human" by

Penny Reid for our January 12th meeting.

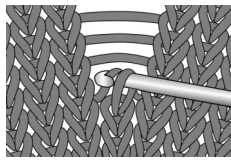
2nd Monday of the month. 7-8 pm CST

Cost is \$5. Pre-registration required.

Knit Classes

Correcting Mistakes with Darlene Joyce

Are you tired of running into the shop every time the stitches fall off the needle? Come and learn how to correct common mistakes made while knitting. You will learn to pick up dropped stitches in stockinette, garter, and at the end of the row. The class will include exercises in dropping down pattern stitches, picking up dropped stitches, and ripping out rows of knitting and getting stitches back on the needle. **Please pick up homework sheet or find on our website.**



Saturday, January 17
Fee: \$40

10 am - 12 pm
2 hour class

Valentine Doodle Days: Knit Hat or Cowl with Darlene Joyce

Sat, January 17 or 24, 2-4 pm
Fee: \$40/2 hour class.

Using Jamie Lomax's clever "doodling" pattern, you will plan your own hat and start knitting it in class.

Materials: 5 contrasting colors of dk weight yarn (Darlene used Vintage Baby dk & Spree) and a 16" circular needle in both size US 4 & US 5, stitch markers and purchased pattern.

Note: If doing the cowl, get 24" circulars in the same sizes.

Homework: Knit ribbing of your choice before class.

Students must have taken the Intro to Fair Isle class or know how to do stranded knitting.



Aetherios Shawl with June Sorensen

Tuesdays, January 13,
27, February 10 & 24
2 - 4 pm.

Fee: \$140/4 classes

Aetherios, the Greek root word of the English word ethereal, describes the light and lovely floral lace patterns of this spring shawl to a T! Worked in a half-circle shape with only a few increase rows, it's a simple, engaging knit

with just enough complexity to keep your needles clicking. The sport-weight gauge makes this shawl the perfect layering piece for cool spring and summer evenings.

June is made her sample in Sweet Georgia Cashlux Sparkle **New!**

Advanced Beginner Knitting: Knitting in the Round

with Kate Joyce (in person)

Fridays, January 23 to February 6
1 - 2:30 pm. Fee: \$90/3 weeks



If you already know the basics of knitting (i.e. casting on, knitting, purling, etc.) and want to try a project, this class is for you! You will make a simple beanie. Let's take those skills you learned to the next level and make something!

Intro to Fair Isle Knitting with Darlene Joyce

Learn to knit a basic fair isle hat. You will choose your own motifs and color combinations. Please bring a 16" circular needle size US 7 for a hat or a 24" circular size US 7 for a cowl. Homework: Cast on 100 stitches on a 16" circular needle size US 5, join in the round and work in ribbing for 1 1/4". (If you are choosing to make a cowl, cast on 140 stitches on a circular needle US 5).



Saturday, January 3
Fee: \$40

10 am - 12 pm
2 hour class

Weaving Class

Intro to Frame Weaving with Georg Luxton

Using a frame loom, students will learn some basics of weaving, including how to warp the frame, how to create some simple stitches and how to let the design process flow while making a simple wall hanging. No experience needed. Frames included in price



Friday, January 16 & 23
Fee: \$105

11 am - 1 pm

2 week class

Intro to Rigid Heddle Weaving:

Getting to Know Your Loom with Georg Luxton

Learn the parts of the loom and weaving terminology. Students will assemble their loom (if they haven't already), warp it and do a balanced weave using worsted weight yarn purchased from MYS. You can also have the MYS staff put your loom together for you for a \$25 fee. This basic class is a spring board for more advanced weaving technique classes to come. If bringing own loom, make sure it is a rigid heddle and is no bigger than 20".



Friday, January 30, February 13 & 27
Fee: \$120

2 - 4 pm
3 week class

Crochet Classes

Beginner Crochet: Next Steps \$40/2 hour class (in person)

How to Crochet a Granny Square Saturday, January 3, 1 - 3 pm



Learn to make a basic granny square that you can use as a coaster. You will need a "G" hook & 3 skeins of Coastal Cotton in contrasting colors.



How to Crochet a Coaster Wednesday, January 7 11 a.m.-1 pm (with Nora)

Learn how to crochet a basic coaster. You will learn magic ring (optional) and how to read a basic pattern. There is a video to accompany the lesson. Materials: 4.5 mm crochet hook and a skein of Coastal Cotton.

How to Crochet a Granny Stitch Scarf Tuesday, January 6, 11 am - 12:30 pm (with Darlene)

Learn how to crochet a granny stitch (not square) scarf. Darlene will demo the foundation single crochet for those students who want to try it. You will need one skein of Cumulus or Cumulus Dappled and a size 5.5 mm crochet



Do You Want to Build a Snowman? (crochet in person) with Georg Luxton

Friday, January 30 & February 6,
11 am - 1 pm. Fee: \$80/2 weeks

New!



Learn how to crochet a snowman and a few little accessories for it. Enjoy dressing your snowman up throughout the winter.

Basic crochet skills necessary.
Georg used Coastal Cotton.

Crochet Classes with Jessie

(advanced beginner in person) **New!**

Saturdays, 10 am - 12 pm.
Fee: \$80/2 weeks



Perfect Fingerless Gloves (Easy Tunisian) January 10 & 17

It looks knit, but it's not! I swear it:) Beginner friendly as they are worked flat. Crochet slip stitch is used to join the seam. Materials: 5.5 mm Tunisian hook & 200 yards dk weight yarn. Designed by Joanne Robinson.

The Archer's Hood

January 31 & February 7

Born from a love of Old-World style, the need for functionality and an obsession with the outdoors. "The Archers Hood" is an oversized hooded cowl perfect for wearing alone or layering to extend the life of your favorite hoodless sweater or jacket.



The Juniper Cowl

February 28 to March 7

The Juniper Cowl uses 10 different colored mini skein hanks of fingering weight yarn to create a unique and wearable accessory. Sport your cowl from fall to winter, even spring, and back again. Place your minis in fade order for a cascading effect, go for a random assortment, or use leftover yarns from your stash. You can't go wrong with such a versatile pattern.



Materials: one Koigu pencil box, Ravelry pattern & a size 4 mm crochet hook.

Piper Cowl (crochet) with Darlene Designed by Deni Sharpe.

Everyone needs a little more color in their life! The Piper Unisex Cowl is inspired by that very thought! The peekaboo pops of color behind a simple texture create a fun and playful vibe! The color combos are endless and only limited to your imagination! This project is a perfect way to use up all those scrap yarns in a creative way! Ravelry pattern is \$5.50 Choose two contrasting color of worsted weight yarn and a size I hook.



Fridays, January 9 & 16
Saturdays, February 14 & 21
Fee: \$80

2 - 4 p.m.
10 am - 12 pm
2 week class