

Mosaic Memo

The January/February 2024 newsletter of
Mosaic Yarn Studio, Ltd.

109 W. Prospect Ave. Mount Prospect, IL 60056
 Phone: (847) 390-1013 Fax: (847) 390-1256
 Web: www.mosaicystudio.com



New! **Snow Fern Mitten**
 (hybrid knit class)
 with Darlene




Saturdays, January 6 to 20,
 12 - 1 p.m. Special Fee: \$45

There will be demos with our hand camera each week and you can choose each week to be in person or via Zoom. We will go slow and methodically.



Snow Fern Mittens work up quickly with Heavy-Worsted or Aran weight yarn. Worked in the round with a gusseted thumb. A large cable is featured in the center of the mitten that slowly tapers outwards and inwards, creating a fern-like shape. A longtail tubular cast-on is utilized, allowing these mittens to fit a wider range of hand sizes. Written in one size. All repeats appear in bold text throughout pattern for easier reading. This pattern is charted and also includes separate written instructions. There is a matching hat pattern.

Designed by Kalurah Hudson.



Building Blocks 2024
 with Kate Joyce

Move from a beginner knitter to an intermediate knitter in a year!

Building Blocks is a skill building workshop that has students knitting a different 12" block every month that can be pieced together to create a lovely sampler afghan. The emphasis of this class is **EDUCATION**. Students are guided through the various stitches and techniques each month as their knitting knowledge is increased. With a different skill focus each month, there is something new to learn at each class. Topics such as gauge, cast ons, bind offs, cables, increases, decreases, lace, pattern reading, and more are covered. Join in the fun!

3rd Wednesday of every month, 5:30-7,p.m.*
 *first class goes until 7:30 p.m.

\$75/quarter

Book & yarn must be purchased at MYS!

Chicory Cowl with June

Tuesdays, January 16 & 23, 4:30-6:30 p.m.


\$60/2 week class



Dive into double knitting and learn how to make a fabric that is stockinette on both sides!

Materials: BERROCO LANAS LIGHT (100 grs): 1 hank each #78101 Fog (C1) and #78110 Grapefruit (C2) -You will have enough for the hat too! Needles/Notions: 16" / 40 cm circular needle, size 5 / 3.75 mm or size to obtain gauge & 16" / 40 cm circular needle, size 3 / 3.25 mm, if using Tubular Cast-On; Stitch markers, 1 a different color for BOR. Cable needle (optional)

Building with Lace 2024
 with June Sorensen



Building with Lace is the third book from renowned knitter and teacher, **Michelle Hunter**. It is a carefully designed sequence of patterns that introduce knitters to lace work starting with the basics and working towards more difficult patterns. Students must know the basics including cast on, knit, purl, k2tog, yo, ssk, etc.

2nd Tuesday of every month,
 5-6:30 p.m. **\$75/quarter**
Book & yarn must be purchased at MYS!

In Person Classes

Beginning Knitting

During the first 2 classes, you will learn to cast on, knit, purl, increase, decrease & cast off. On the 3rd class session, you will pick out an easy project, learn to read knitting instructions & work on your chosen project for the remainder of the course.

Fee: \$100/4 week class.

Materials: US 8 to 10 knitting needle; one 100 gram ball of worsted weight yarn. **All materials must be purchased from Mosaic Yarn Studio. Registered students get a 10% discount on class supplies!**

Saturday, January 6 to 27 with Julie 10 - 11:30 a.m.
Tuesday, Jan 16 to Feb 6 with Nick 11 a.m. -12:30 p.m.
Thursdays, January 18 to February 8 with Nick 6-7:30 p.m.
Fridays, February 2 to 23 with Nick 1:30 --3 p.m.

Intermediate Knitting/ Crocheting

Intermediate Knitting/Crocheting

You will learn more advanced techniques of your choice. For example, you can choose a simple cabled sweater pattern, a fair isle pattern, an intarsia pattern - the choice is yours! This class can be taken over and over and over and over. **All yarn must be purchased from MYS for Intermediate classes. Darlene takes Intermediate Crocheters (lefties too) in her classes.**

Fee: \$120/session

4 weeks

One Day Class Fee*: \$35

1 day

**Available if class is not full. 24 hour notice required.*

Monday Afternoons with Darlene 1 - 3 p.m.
January 8 to 29
February 5 to 26

Tuesday Afternoons with Darlene 1 - 3 p.m.
January 2 to 23
January 30 to February 20

Wednesday Afternoons with Nick 1 - 3 p.m.
January 17 to February 7
February 14 to March 6

Wednesday Evening with Julie 6:30 - 8:30 p.m.
January 17 to February 7
February 14 to March 6

Friday Late Mornings with Darlene 11 a.m. - 1 p.m.
January 19 to February 9
February 16 to March 8

Beginning Crochet



This class is for beginners. You'll get started with chain, single, and double crochet stitches. Chose a skein of Plymouth Encore and a H hook and you will be on your way!

Fee: \$100/4 week class.

Saturday, January 6 to 27 with Darlene 1:30—3 p.m.
Thursdays, February 8 to 29 with Susan 1-2:30 p.m.
Sundays, February 18 to March 4 with Georg 2 - 3:30 p.m.

Advanced Beginner Knitting: Knitting in the Round

with Julie Davidson (in person)

Saturdays, February 3 to 17
10-11:30 a.m. Fee: \$80/3 weeks

If you already know the basics of knitting (i.e. casting on, knitting, purling, etc.) and want to try a project, this class is for you! You will make a simple beanie. Let's take those skills you learned to the next level and make something!




MYS Zoom Book Club for "Yarnies"!

Join us for some reading fun and good laughs! We will be reading **Life Crafter Death** (Reagan Davis) for our January 8 meeting.

2nd Monday of the month
7-8 p.m. via Zoom

Jump in at any time! No need to read previous books as characters are reintroduced.
Cost is \$5. Pre-registration required.



In Person Knit Classes

Brioche Starter Cowl with Nick Clewell

This pretty cowl is fun to knit and quick to make! It's knit in the round, which is easy to do in brioche. As its name implies, it's a good beginner's cowl or a good refresher. Pattern is \$5.99. Designed by Cynthia Spencer.



Thursday, January 4 & 11
Fee: \$60


6 - 8 p.m.
2 week class

Did you get a holiday crochet kit and are stuck? Have you tried learning to crochet amigurumi on the internet? Well...we have the perfect class for you!

New!

How to Crochet a Ball! with Georg Luxton (in person)

Sunday, January 21 & 28,
12 - 2 p.m. Fee: \$60



You will start with a "magic ring" and learn to increase. In the next class you will learn how to decrease and finish you ball. Georg will go over pattern reading. Learning to crochet a ball is the stepping stone to all other crocheted toys.

Advanced Beginner Crochet with Susan Kenyon (in person)

Thursdays, January 11 to February 1
1-2:30 p.m. Fee: \$100



If you know the basic crochet stitches, and would like to use them in a creative way, the **Advanced Beginner Crochet** class will help you take your crocheting to the next step. The class will cover a variety of stitches, including the popcorn stitch, puff stitch, and shell stitch. It will also cover working between stitches, working under one loop, and working around the post of the stitch.

You must know how to make the chain, the single crochet, and the double crochet stitches. Please purchase a medium weight yarn that is a medium color. Encore is a good yarn for practice. Don't use a variegated or textured yarn. Bring a size H or I crochet hook, or both.



Sock Club
Every Tuesday,
10 - 11 a.m.

Join us as we knit/crochet socks together (in person) and share our progress! Please register so we know what to expect.

Intro to Fair Isle Knitting with Darlene Joyce (in person class)

Learn to knit a basic fair isle hat. You will choose your own motifs and color combinations. Please bring a 16" circular needle size US 7 for a hat or a 24" circular size US 7 for a cowl. Homework: Cast on 100 stitches on a 16" circular needle size US 5, join in the round and work in ribbing for 1 1/4". (If you are choosing to make a cowl, cast on 140 stitches on a circular needle US 5).



Saturday, January 27
Fee: \$40

10 a.m. - 12 p.m.
2 hour class

Comet Trails Scarf Class (Fission Knitting) with Darlene

(Knit in person)

Fridays, January 19 & 26, 2 - 4 p.m.
Fee: \$60/2 weeks

The **Comet Trails Scarf S** features 2 different cable motifs of two colours on each side of the fabric!



Fission Knitting is a reversible knitting technique where two yarns are worked in a marl. It creates a super squishy fabric with different raised colorwork cables on each side of the fabric. This motif is designed so you will practice each Fission Knitting stitch before moving onto the next. But you won't have to wait - you will see the reversible magic start to happen within the first few rows!

This is a great project for advanced knitters looking to learn the Fission Knitting technique.

Designed by Mary W. Martin.

Koigu kits available in 4 different colorways and are \$90.

Year of Cows (knit via Zoom)

with June Sorensen

3rd & 4th Friday of every month,
11 a.m.—12 p.m. Fee: \$30*

January-Chains Cowl
February-Spread a Little Sparkle

*\$50 if you are stash busting yarn purchases from another LYS



Sea Garden Cowl New!

(crochet in person)
with Darlene Joyce

Saturday, February 17,
24 & March 2, 1 - 3 p.m.
Fee: \$100/3 weeks.

The Sea Garden Cowl is inspired by the beauty of the undersea world's gentle movement of marine plants with the tide. Created with 18 crocheted squares, each bearing a floral center using popcorn stitch, the cowl's petal shapes yield a three-dimensional texture reminiscent of a serene underwater garden. You will 3 contrasting colors of The Fibre Co's Cirro & a size US 1 crochet hook. Yarn must be purchased at MYS

Pattern will not be released until February 2024.




Doodling Party New!

(knit/crochet in person)

Friday, February 2, 6 - 8 p.m. Fee: \$20

Did you get a Doodle Pack and need help getting started? Or, are you just hearing about these amazing packs? Darlene will walk you through planning your project with your Doodle pack. Some experience knitting fair isle is required.

You must have at least one pack to participate and of course, yarn and needles/hooks!



Weaving (In Person)

Intro to Rigid Heddle Weaving: Getting to Know Your Loom with Georg Luxton

Learn the parts of the loom and weaving terminology. Students will assemble their loom (if they haven't already), warp it and do a balanced weave using worsted weight yarn purchased from MYS. You can also have the MYS staff put your loom together for you for a \$25 fee. This basic class is a spring board for more advanced weaving technique classes to come. If bringing own loom, make sure it is a rigid heddle and is no bigger than 20". Check with Georg.



Sunday, January 7, 21 & February 4 12 - 2 p.m.
Fee: \$100 3 week class
Looms available to rent for \$25

Rigid Heddle Warping: Tips & Tricks with Georg


Join this zoom class on WARPING the Rigid Heddle Loom if you want to review how to figure out how much yarn you need for a project and how to figure out which heddle to use. You will also learn how to warp a LONG length on the rigid heddle. Bring your loom!



Sunday, January 14 2 - 4 p.m.
Fee: \$40 2 hour class

Warp Weft Poncho with Georg Luxton New!

Learn how to weave a PATTERN on the rigid heddle loom using pick up sticks. You'll need at least 2 pick up sticks to create WARP/WEFT FLOATS that will turn plain weave into an overall textured pattern. Weave 2 pieces that can be turned into a poncho.



Sunday, February 4, 18 & March 3 2 - 4 p.m.
Fee: \$100 3 week class

Weekend Weaving

2nd Sunday of every month

12 - 1:30 p.m. Fee: \$25

Join expert weaver Georg Luxton and get all your weaving questions answered. Whether you want to warp your loom, continue on a project you started on in previous class or learn a new stitch, this time is totally dedicated to weaving.