

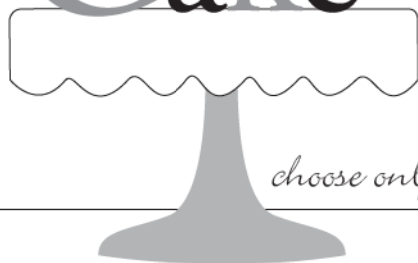
moda

MEASUREMENTS

HOW TO SLICE A LAYER CAKE

An original
moda

Layer
Cake™

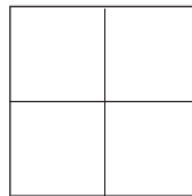


choose only the very best

moda

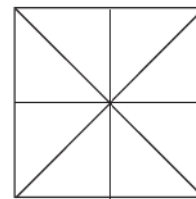
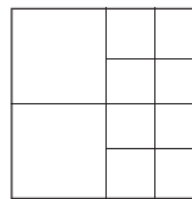
COPYRIGHT 2008. ALL RIGHTS RESERVED.
Visit us at modafabrics.com

Cut 5"x5"
to yield
4
4½"x4½"
finished
squares



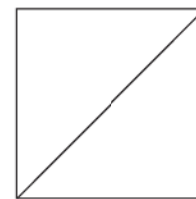
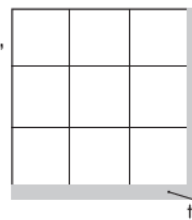
Cut twice
diagonally
to yield
4
8½"x8½"
quarter
square
finished
triangles

Cut 5"x5"
to yield
2
4½"x4½"
finished
squares
and
2½"x2½"
for
8
2"x2"
finished
squares



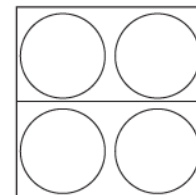
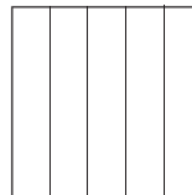
Cut 5"x5"
and cut
once
diagonally
to yield
8
4" finished
half
square
triangles

Cut 3"x3"
to yield
9
2½"x2½"
finished
squares



Cut once-
diagonally
to yield
2
9" finished
half
square
triangles

Cut
2"x10"
to yield
5
1½"x9½"
finished
strips



4
4"x4"
finished
circles

All layer cakes contain 40-10"x10" swatches.

Note: Layer cake size may vary slightly due to depth of pinked edges.