







Have A Little Faith PATTERN

Block 9: Fight or Flight



Pattern for a 5" finished block—All seams are 1/4".
Pressing directions are indicated.

| Fabric needed for one block & Cutting instructions | |
|--|---|
| Fabric 1 | Fat 1/16th yard or scrap (1) 3-3/4" square, cut twice diagonally  |
| Fabric 2 | Fat 1/16th yard or scrap (8) 2-1/8" squares, cut once diagonally  |
| Fabric 3 | Fat 1/16th yard or scrap (1) 3-3/4" square, cut twice diagonally  |

Each day, we make dozens (sometimes hundreds) of decisions. Some small, some not-so-small, and some very big decisions. Small decisions are easy to make: Decaf or regular coffee, blue socks or black socks, walk the dog or sit on the couch. We might seek our family's or friend's opinions to make other decisions. Which car to buy, which clubs to join, which job to accept. We may do a little research, or we may rely solely on our own instincts. But how can we tell when our instincts are actually gentle pushes from the Holy Spirit? When considering a decision that makes us choose between right and wrong, we can be assured that the Holy Spirit will NEVER nudge us toward wrong, or evil. "Put on the full armor of god that you might be able to stand against the wiles of the devil." **Ephesians 6: 11** The Oxford Annotated Bible, with the Apocrypha, Expanded Edition, 1977.

We are so fortunate to live in a free country. Most typically, the biggest battles that we will face in our lifetime will be personal or spiritual in nature. The Bible tells us to "fight" or resist the devil, and "flee" from temptation. With each temptation we face, God gives us the strength to withstand it. "No temptation has overtaken you that is not common to man. God is faithful, and he will not let you be tempted beyond your strength, but with the temptation will also provide you the way of escape, that you may be able to endure it." **1 Corinthians 10:13**. The Bible is full of stories of people who gave in to evil or temptation and were punished severely for their actions. These stories can serve as a warning to us, as well as reassurance that we are not alone as we face our own struggles. When faced with temptation, we simply need to ask ourselves, "What does the Bible say about my situation?" If the answer is not apparent, we should pray for God's guidance and ask that He send the Holy Spirit to gently nudge us in the right direction.

If, and when, the devil enters our lives, God wants us to FIGHT. And yes, it will be a battle. We are supposed to "Fight the good fight of the faith." **1 Timothy 6:12**. In the words of the 19th century hymn, "Onward Christian soldiers, marching off to war... Christ the Royal Master, leads against the foe."

When you face a battle with the devil, run to our Savior and let Him lead the fight.

Stitchin' Tree Quilts

712.647.3161

www.stitchintree.com

Please contact us if you find an error in this pattern or have difficulty following these instructions.

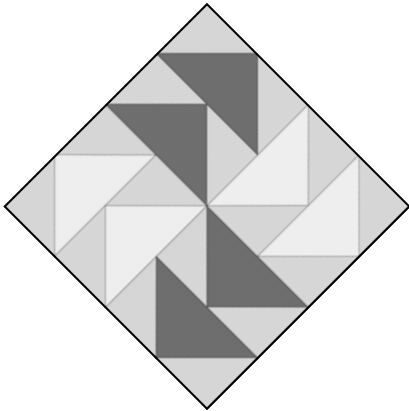
© 2015 Stitchin' Tree LLC Woodbine, Iowa. All Rights Reserved.
Limited reproduction rights may be granted in accordance with contract terms.



Have A Little Faith PATTERN

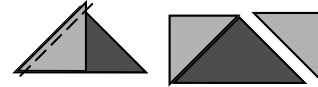


Block 9: Fight or Flight



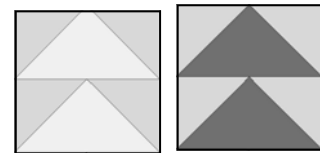
Pattern for a 5" finished block—All seams are 1/4".
Pressing directions are indicated.

Instructions



1. Stitch a Fabric 2 half-square triangle to the left side of a Fabric 1 quarter-square to form the flying geese unit, as shown. One point of the Fabric 1 triangle will slightly overlap the larger triangle (approx. 3/8"). Press toward the Fabric 2 triangle. Stitch a Fabric 2 half-square triangle to the right side of the unit, again overlapping approximately 3/8". Press toward the Fabric 2 triangle. Trim dog ears. Make (4) Fabric 1-Fabric 2 units and (4) Fabric 2-Fabric 3 units. The unfinished units should measure 1-3/4"x3".


2. Stitch (2) flying geese units from Step 1 together. Press seam away from the point. Make (2) units of each fabric combination. The unfinished units should measure 3"x3".



3. Rotate the units and stitch them together as shown. Press seam away from the points. Make 2 rows. The unfinished units should measure 3"x5-1/2".



4. Stitch the rows together matching seams. Fan the seam and press open. Your unfinished block should measure 5-1/2".



Stitchin' Tree Quilts

712.647.3161

www.stitchintree.com

Please contact us if you find an error in this pattern or have difficulty following these instructions.

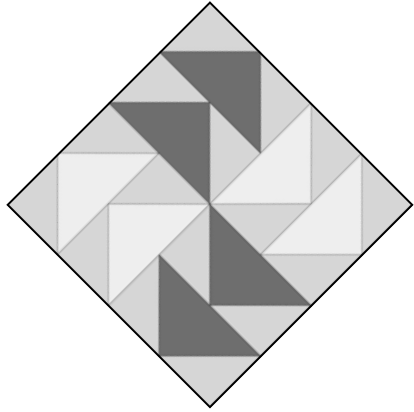
© 2015 Stitchin' Tree LLC Woodbine, Iowa. All Rights Reserved.
Limited reproduction rights may be granted in accordance with contract terms.



Have A Little Faith PATTERN



Block 9: Fight or Flight



I chose the Flying Geese block to remind us of our choice of Fight or Flight. The light and dark geese should remind us of the fight between good and evil.

The space below is provided for your personal reflection.

Stitchin' Tree Quilts
712.647.3161
www.stitchintree.com
Please contact us if you find an error in this pattern or
have difficulty following these instructions.
© 2015 Stitchin' Tree LLC Woodbine, Iowa. All Rights Reserved.
Limited reproduction rights may be granted in accordance with contract terms.

