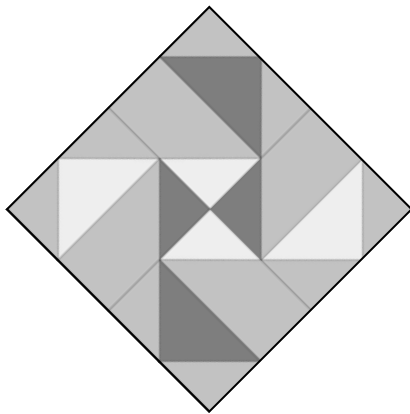





Have A Little Faith PATTERN



Block 8: Neighborhood



Pattern for a 5" finished block—All seams are 1/4".
Pressing directions are indicated.

Fabric needed for one block & Cutting instructions	
Fabric 1	Fat 1/16th yard or scrap (2) 1-3/4" squares (1) 3-3/4" square, cut twice diagonally 
Fabric 2	Fat 1/16th yard or scrap (4) 2-1/8" squares, cut once diagonally  (4) 1-3/4"x3" rectangles
Fabric 3	Fat 1/16th yard or scrap (2) 1-3/4" squares (1) 3-3/4" square, cut twice diagonally 

The second commandment charges us to love our neighbor. "... You shall love your neighbor as yourself.' There is no other commandment greater than these." **Mark 12: 31** The Oxford Annotated Bible, with the Apocrypha, Expanded Edition, 1977. It's easy to love my neighbor when it is the sweet little old lady next door, who bakes cookies and watches my every move from behind lace curtains — my own neighborhood watch program. But loving my neighbor is not always that easy. There have been times I didn't even "like" my neighbor, so how can I love him?

In today's society, the self-help experts tell us that we cannot love others until we learn to love ourselves. We've heard it so often, we've created a culture of selfishness — it's all about ME. No one is more concerned about my health, my problems, my finances, my happiness, my relationships than ME. Jesus commands us to love our neighbors as we love ourselves, but does this mean that we need to be as concerned about all peoples' health, problems, finances, happiness and relationships as we are about our own? Quite simply, yes.

In our selfish society, it is extremely easy to consider other peoples' concerns and say, "it's not my problem." But Jesus would say, "yes, it is!" This second commandment demands that we treat others with the same level of concern that we would treat ourselves. As much as we love ourselves? That's a LOT of love to share with our neighbors. When asked, "who is my neighbor?" Jesus responded with the parable of the Good Samaritan. **Luke 10:29-39**. Very clearly, Jesus' definition of neighbor extends beyond our block, beyond our city, beyond our state, maybe even beyond our nation. By Jesus' definition, our neighbor may be someone we do not yet know. Our neighbor may be unfriendly, disagreeable, and unlikeable. Yet we are charged with loving him.

Imagine how beautiful this world could be if we could set aside our differences, follow the second commandment, and truly love others as we love ourselves. The world is our "neighbor"hood. Let's go out and show how much we can love our neighbor!

Stitchin' Tree Quilts

712.647.3161

www.stitchintree.com

Please contact us if you find an error in this pattern or have difficulty following these instructions.

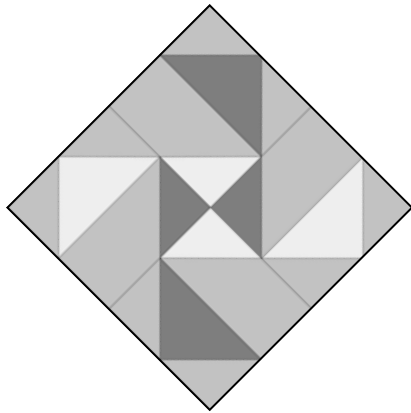
© 2015 Stitchin' Tree LLC Woodbine, Iowa. All Rights Reserved.
Limited reproduction rights may be granted in accordance with contract terms.



Have A Little Faith **PATTERN**

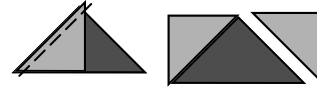


Block 8: Neighborhood



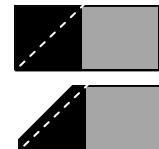
Pattern for a 5" finished block—All seams are 1/4".
Pressing directions are indicated.

Instructions

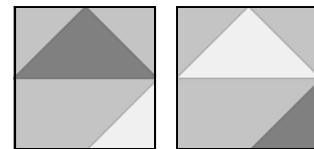


1. Stitch a Fabric 2 half-square triangle to the left side of a Fabric 1 quarter-square to form the flying geese unit, as shown. One point of the Fabric 1 triangle will slightly overlap the larger triangle (approx. 3/8"). Press toward the Fabric 2 triangle. Stitch a Fabric 2 half-square triangle to the right side of the unit, again overlapping approximately 3/8". Press toward the Fabric 2 triangle. Trim dog ears. Make (2) Fabric 1-Fabric 2 units and (2) Fabric 2-Fabric 3 units. The unfinished units should measure 1-3/4"x3".

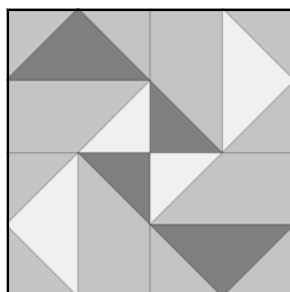

2. Place a Fabric 1 1-3/4" square on the left side of a Fabric 2 rectangle. Stitch diagonally from the lower left to the upper right as shown. Trim seam and press toward the rectangle. Make (2) Fabric 1-Fabric 2 units and (2) Fabric 2-Fabric 3 units. The unfinished units should measure 1-3/4"x3".



3. Stitch the units from Step 1 and Step 2 together, as shown. Make 2 units of each fabric combination. Press seams open. The unfinished units should measure 3"x3".



4. Rotate the units and stitch them together as shown. Press seam open. Make 2 rows. The unfinished units should measure 3"x5-1/2".



5. Stitch the rows together matching seams. Press seams open. Your unfinished block should measure 5-1/2".

Stitchin' Tree Quilts

712.647.3161

www.stitchintree.com

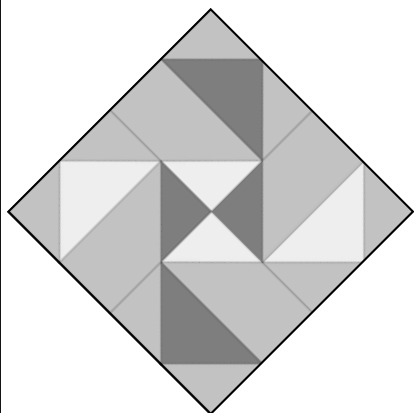
Please contact us if you find an error in this pattern or have difficulty following these instructions.

© 2015 Stitchin' Tree LLC Woodbine, Iowa. All Rights Reserved.
Limited reproduction rights may be granted in accordance with contract terms.





Block 8: Neighborhood



I chose the *Good Neighbor* block to represent Neighborhood. If we are truly "good" neighbors, we will show our love to ALL people — not just those in our immediate neighborhood.

The space below is provided for your personal reflection.


 712.647.3161
www.stitchintree.com
 Please contact us if you find an error in this pattern or
 have difficulty following these instructions.
© 2015 Stitchin' Tree LLC Woodbine, Iowa. All Rights Reserved.
 Limited reproduction rights may be granted in accordance with contract terms.

