





Have A Little Faith **PATTERN**



Block 19: Hourglass



Pattern for a 5" finished block—All seams are 1/4".
Pressing directions are indicated.

Fabric needed for one block & Cutting instructions	
Fabric 1	Fat 1/16th yard or scrap (1) 1-3/4" square (2) 3-3/8" squares ,cut once diagonally 
Fabric 2	Fat 1/16th yard or scrap (1) 2-1/2" square, cut twice diagonally  (1) 3-3/4" square, cut twice diagonally
Fabric 3	Fat 1/16th yard or scrap (2) 2-1/8" squares, cut once diagonally 

The hourglass was invented in ancient Egypt before Christ was born. For many centuries, it was the most accurate measure of time. In the 17th century, some Protestant ministers used an hourglass to limit the length of their sermons. Now, we have watches, clocks and cell phones to keep track of time, so our practical use of an hourglass is most likely limited to a game timer or egg timer. As a symbol of passing time, the hourglass reminds us that once time passes, we cannot get it back, so we better use our time wisely. "So teach us to number our days that we may get a heart of wisdom." **Psalm 90:12** The Oxford Annotated Bible with the Apocrypha, Expanded Edition,

Days of Our Lives, a current daytime television drama, begins each episode with this quote: "Like sands through the hourglass, so are the days of our lives." The hourglass serves as a reminder of our mortality and our unfinished business. Before my final grains of sand pass through the hourglass, there are some people I need to see and important messages I need to share with them. First and foremost, I need to say "I love you" to a lot of people. I don't know why I find this so difficult, but I do. God had no problem sharing his love with us, "But God shows his love for us in that while we were yet sinners Christ died for us." **Romans 5:8**. There are a few people I need to say "I'm sorry" to. My own healing will not begin until I apologize to those I have wronged. "Therefore confess your sins to one another, and pray for one another, that you may be healed." **James 5:16**. And finally, I've been burdened by grudges for far too many years. I need to say "I forgive you." I cannot have a fulfilling relationship with God until I have forgiven others. "...forbearing one another and, if one has a complaint against another, forgiving each other; as the Lord has forgiven you so you also must forgive." **Colossians 3:13**.

Luckily, I have longer than the 60 minutes of the hourglass to take care of my unfinished business (at least I hope I do). And I realize that, in the end, people are what matters and not things. In the last 60 minutes of my life, I'm sure that I won't give a moment's thought to the things that I accumulated in my life. If I start now, working on my relationships with others and deepening my relationship with God, I will be able to spend the last 60 minutes of my life without regret.

Live regret free. Is there something you need to say to someone? Time's passing quickly. Do it today.

Stitchin' Tree Quilts

712.647.3161
www.stitchintree.com

Please contact us if you find an error in this pattern or have difficulty following these instructions.

© 2015 Stitchin' Tree LLC Woodbine, Iowa. All Rights Reserved.
Limited reproduction rights may be granted in accordance with contract terms.




Have A Little Faith **PATTERN**






Block 19: Hourglass

Pattern for a 5" finished block—All seams are 1/4".
Pressing directions are indicated.



Instructions

1. Stitch Fabric 2 small quarter-squares to two sides of the Fabric 1 square. Press to the outside.
2. Stitch the remaining small quarter-squares to the opposite sides the unit. Press to the outside. The unfinished unit should measure 2-1/4".
3. Follow the instructions in Steps 1-2 to add the Fabric 3 half-squares to the unit. Press to the outside. The unfinished unit should measure 3".
4. Follow the instructions in Steps 1-2 to add the large Fabric 2 quarter-squares to the unit. Press to the outside. The unfinished unit should measure 4".
5. Follow the instructions in Steps 1-2 to add the Fabric 1 half-squares to the unit. Press to the outside. The unfinished block should measure 5-1/2".



Stitchin' Tree
Quilts
712.647.3161



