


Have A Little Faith PATTERN



# Block 18: Hope Springs Eternal



Pattern for a 5" finished block—All seams are 1/4".  
Pressing directions are indicated.

Fabric needed for one block & Cutting instructions

<b>Fabric 1</b>	Fat 1/16th yard or scrap (1) 2-1/2" square
<b>Fabrics 2-3-4-5</b>	Fat 1/16th yard or scrap of each fabric (1) 2"x4" rectangle of each fabric

Turn on the television, open the newspaper, listen to the radio, and you will see and hear abundant stories of gloom and doom — war in the Middle East, terrorist attacks throughout the world, widespread famine, economic crisis, political scandal, drug trafficking, gang violence., natural disasters. The English poet Alexander Pope wrote, "Hope springs eternal in the human breast: Man never is, but always to be blest." But where do we find hope in a seemingly hopeless world? Where do we turn when we need to be comforted? Lucky for us, our comfort is easy to find in these Bible verses about hope. It is easy to rush through our day and miss what God is telling us. God provided us with these verses for a reason. Read through them, each and every one, and one day, when you are losing hope, or need comfort, recall these verses and find strength in His word.

1. Faith and hope are intertwined. "Now faith is the assurance of things hoped for, the conviction of things not seen." **Hebrews 11:1** The Oxford Annotated Bible with the Apocrypha, Expanded Edition,
2. Hope of eternal life. "In hope of eternal life which God, who never lies, promised ages ago" **Titus 1:2**
3. Hope is given to us. "For I know he plans I have for you, says the Lord, plans for welfare and not for evil, to give you a future and a hope." **Jeremiah 29:11**
4. Hope is good. "Now may our Lord Jesus Christ himself, and God our Father, who loved us and gave us eternal comfort and good hope through grace, comfort your hearts and establish them in every good work and word." **2 Thessalonians 2:16-17.**
5. Hope is living. "Blessed be the God and Father of our lord Jesus Christ! By is great mercy we have been born anew to a living hope through the resurrection of Jesus Christ from the dead," **1 Peter 1:3**
6. Hope is glorious. "To them god chose to make known how great among the Gentiles are the riches of the glory of this mystery, which is Christ in you, the hope of glory." **Colossians 1:27**
7. Jesus is our hope. "...and of Christ Jesus our hope..." **1 Timothy 1:1**
8. Suffering creates hope. "More than that, we rejoice in our sufferings, knowing that suffering produces endurance, and endurance produces character, and character produces hope, and hope does not disappoint us, because God's love has been poured into our hearts through the Holy Spirit which has been given to us." **Romans 5:3-5**
9. Hope brings peace. "May the God of hope fill you with all joy and peace in believing, so that by the power of the Holy Spirit you may abound in hope." **Romans 15:13**

Hope is mentioned over 130 times in the Bible. If God gave you hope through any of these verses, find a way to share hope with someone else who needs it.

Stitchin' Tree Quilts

712.647.3161

www.stitchintree.com

Please contact us if you find an error in this pattern or have difficulty following these instructions.


© 2015 Stitchin' Tree LLC Woodbine, Iowa. All Rights Reserved.  
Limited reproduction rights may be granted in accordance with contract terms.



Have A Little Faith PATTERN



# Block 18: Hope Springs Eternal

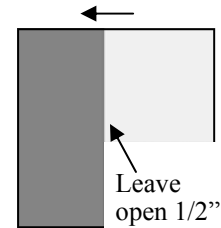


Pattern for a 5" finished block—All seams are 1/4".  
Pressing directions are indicated.


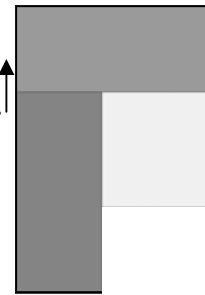
## Instructions

Note: This block may look easy, but it contains a Y seam, so it is not as easy as it looks.

1. Place the Fabric 1 square and Fabric 2 rectangle together, as shown. Stitch to 1/2" from the bottom of the square. Leave the last 1/2" open (for now). We will come back and finish the seam at the end. Press toward the outside.

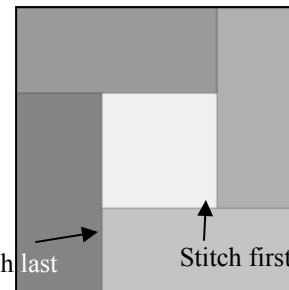


2. Stitch the Fabric 3 rectangle to the top of the unit from Step 1. Press toward the outside.



3. Stitch the Fabric 4 rectangle to the right side of the unit from Step 2. Press to the outside.

4. Stitch the Fabric 5 rectangle to the bottom of the unit from Step 3. Press to the outside. After you've pressed the seam, complete the block by finishing the seam with the Fabric 2 rectangle on the left. Press seam to the outside. The unfinished block should measure 5-1/2" square.



Stitchin' Tree Quilts

712.647.3161

www.stitchintree.com

Please contact us if you find an error in this pattern or have difficulty following these instructions.


© 2015 Stitchin' Tree LLC Woodbine, Iowa. All Rights Reserved.  
Limited reproduction rights may be granted in accordance with contract terms.



Have A Little Faith PATTERN



# Block 18: Hope Springs Eternal



I chose Bright Hopes to represent Block 18. When you look at the block, imagine that hope is the center square, just as hope is the center of our faith.

The space below is provided for your personal reflection.

---

---

---

---

---

---

---

---

---

---

---

---

---

---

---

---

---

---

---

---

---

---

---

*Stitchin' Tree Quilts*

712.647.3161

www.stitchintree.com

Please contact us if you find an error in this pattern or  
have difficulty following these instructions.

© 2015 Stitchin' Tree LLC Woodbine, Iowa. All Rights Reserved.  
Limited reproduction rights may be granted in accordance with contract terms.

