


Have A Little Faith PATTERN



Block 15: Fool's Gold



Pattern for a 5" finished block—All seams are 1/4".
Pressing directions are indicated.

Fabric needed for one block & Cutting instructions	
Fabric 1	Fat 1/16th yard or scrap (5) 1-1/2" squares (4) 1-1/2"x3-1/2" rectangles
Fabric 2	Fat 1/16th yard or scrap (12) 1-1/2" squares
Fabric 3	Fat 1/16th yard or scrap (8) 1-1/2" squares

When I was a young child, my grandfather drove the maintainer on the gravel roads in our county. Once, when he stopped by our house at lunch time, he showed me a rock that he had picked up on the road. It was a chunk of limestone with GOLD on it. I spent hours that summer searching for more gold and wondered why more people were looking for riches on the county road. I was obsessed. Oh, the hours I wasted before I learned that it was pyrite, fool's gold. The fool's gold became a false god to me — I had been obsessed with finding more.

When God commanded us to have no other gods before him (Exodus 20:3-4), he wasn't speaking only of idols and gods of worship, he also meant other forms of idolatry. The apostle James warns "...You do not have, because you do not ask. You ask and do not receive because you ask wrongly, to spend it on your passions. Unfaithful creatures! Do you not know that friendship with the world is enmity with god? Therefore whoever wishes to be a friend of the world makes himself an enemy of God." **James 4:2-4** The Oxford Annotated Bible with the Apocrypha, Expanded Edition,

Think about it. What we treasure apart from God becomes our idols — our false gods. The false gods of modern society include money, ambition, unhealthy relationships, food, status, substance abuse, pride, obsession, health, technology (the list can go on and on). They can steal our time, our talent, our hearts and our lives. We can easily become enslaved to these idols. They leave little room in our lives to worship God as we should. When we waste our time worshipping false gods, we may find time to talk the talk (giving lip service to God) but we have little time to walk the walk. We're too busy chasing "the dream."

Once we recognize these false gods for what they truly are, we can ask God's help in casting them out of our lives and fill the empty space with HIM alone. Psalm 51 prays for healing and moral renewal. It is as relevant now as it was when first written. "Create in me a clean heart, O God, and put a new and right spirit within me. Cast me not away from thy presence, and take not thy holy Spirit from me. Restore to me the joy of thy salvation, and uphold me with a willing spirit." **Psalm 51:10-12.**

Stitchin' Tree Quilts

712.647.3161

www.stitchintree.com

Please contact us if you find an error in this pattern or have difficulty following these instructions.


© 2015 Stitchin' Tree LLC Woodbine, Iowa. All Rights Reserved.
Limited reproduction rights may be granted in accordance with contract terms.



Have A Little Faith **PATTERN**

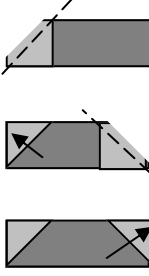
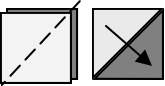
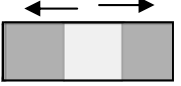

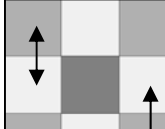


Block 15: Fool's Gold



Pattern for a 5" finished block—All seams are 1/4".
Pressing directions are indicated.

Instructions

1. Begin by making the trapezoid units. Place a small Fabric 2 square on the left side of a Fabric 1 rectangle. Stitch diagonally. Trim seam and press toward the background fabric. Place a Fabric 3 square on the right side of the unit. Stitch diagonally. Trim seam and press toward the Fabric 3 square. Make (4) units. The unfinished unit should measure 1-1/2"x3-1/2".

2. Construct the half-square triangles by placing a Fabric 1 and Fabric 3 square right sides together. Stitch diagonally as shown. Trim seam to 1/4". Press toward the Fabric 1 side. Make (4) units. The unfinished unit should measure 1-1/2"x1-1/2".

3. The center unit is a 9-patch. Construct (2) rows with Fabric 2 squares on each side of a Fabric 3 square. Press toward the Fabric 2 squares. The unfinished rows should measure 1-1/2"x3-1/2".

4. Construct the center row of the 9-patch with Fabric 3 squares on each side of a Fabric 1 square. Press toward the Fabric 1 square. The unfinished unit should measure 1-1/2"x3-1/2".

5. Stitch the rows from Step 3 to the top and bottom of the row from Step 4. Press seams open. The unfinished unit should measure 3-1/2"x3-1/2".


Stitchin' Tree Quilts

712.647.3161

www.stitchintree.com

Please contact us if you find an error in this pattern or have difficulty following these instructions.


© 2015 Stitchin' Tree LLC Woodbine, Iowa. All Rights Reserved.
Limited reproduction rights may be granted in accordance with contract terms.



Have A Little Faith **PATTERN**




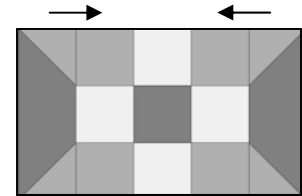
Block 15: Fool's Gold



Pattern for a 5" finished block—All seams are 1/4".
Pressing directions are indicated.

Instructions

6. Stitch (2) units from Step 1 to the sides of the unit from Step 5, matching seams. Press to the center. The unfinished unit should measure 3-1/2"x5-1/2".
7. Stitch the half-square units from Step 2 to the sides of the remaining trapezoid units from Step 1. Press toward the half-square units. Make (2) units. The unfinished unit should measure 1-1/2"x5-1/2".
8. Stitch the units from Step 7 to the top and bottom of the unit from Step 6. Press seams open. The unfinished block should measure 5-1/2"x5-1/2".



Stitchin' Tree Quilts

712.647.3161

www.stitchintree.com

Please contact us if you find an error in this pattern or
have difficulty following these instructions.

© 2015 Stitchin' Tree LLC Woodbine, Iowa. All Rights Reserved.
Limited reproduction rights may be granted in accordance with contract terms.



