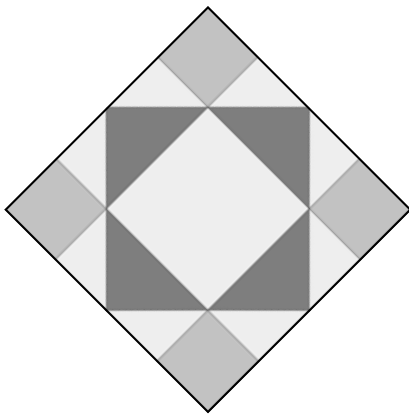


Have A Little Faith PATTERN



Block 14: Ultimate Sacrifice



Pattern for a 5" finished block—All seams are 1/4".
Pressing directions are indicated.

Fabric needed for one block & Cutting instructions	
Fabric 1	Fat 1/16th yard or scrap (4) 1-3/4"x3" rectangles
Fabric 2	Fat 1/16th yard or scrap (4) 1-3/4" squares
Fabric 3	Fat 1/16th yard or scrap (1) 3" square (8) 1-3/4" squares

Jesus Christ made the ultimate sacrifice that we might have eternal life with Him. He calls for us to follow his example: "A new commandment I give to you, that you love one another; even as I have loved you, that you also love one another." **John 13:34** The Oxford Annotated Bible with the Apocrypha, Expanded Edition, When you think about it, that's a pretty high expectation. To love others so much that we'd be willing to sacrifice ourselves for them? Not so easy...

My first experience with adult, sacrificial love came when I spoke my wedding vows. Before God and family, I vowed to love, honor, and cherish. It was my first opportunity to love as Christ had loved me. But it hasn't always been easy. Sacrificing for my husband didn't come naturally for me. I guess I was a little too selfish. At times, I found myself making "deals" with my husband. "I'll haul the kids to the soccer tournament, but next week, it's your turn..." But, Jesus didn't sacrifice for me because he might get something he wanted in exchange. He just LOVED me. Marriage isn't always give and take. Sometimes, it's just GIVE.

Parenthood calls us to love sacrificially. Our little bundles of joy take over our lives from the moment they enter them. They take our time, our love and our personal space (and our food, our possessions, our finances, our car). And we gladly give it. We find ourselves giving up things that used to be important to us, all in the name of love. In the New Testament, this type of love is described as *agape* love (Greek term, meaning self-sacrifice). It's funny, but with the kids, I didn't keep score (like I did with my husband). I never said, "Okay, this week I'll take you to soccer, but next week, I get to go to book club at the library," or "Okay, you can have those Old Navy jeans, but next time, I get to buy a new outfit..." I may have had those thoughts, but never (or rarely) spoke them.

With my grandchildren, I think I finally get it. I just love them. Maybe now, I am finally loving as Christ loved me. Jesus doesn't keep score. He doesn't expect anything in return. He loves me when I pray daily, and even when I do not. He loves me when I love and help others, and even when I do not. "Beloved, if God so loved us, we also ought to love one another. **1 John 4:11**

When we sacrifice our time or treasures, or put our personal interests aside, we give others a glimpse of Christ in us.

Stitchin' Tree Quilts

712.647.3161

www.stitchintree.com

Please contact us if you find an error in this pattern or have difficulty following these instructions.

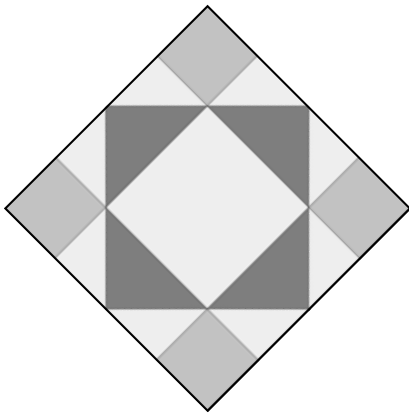
© 2015 Stitchin' Tree LLC Woodbine, Iowa. All Rights Reserved.
Limited reproduction rights may be granted in accordance with contract terms.



Have A Little Faith PATTERN

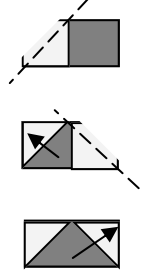
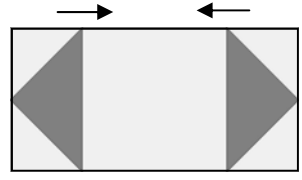
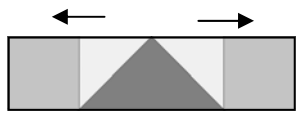



Block 14: Ultimate Sacrifice



Pattern for a 5" finished block—All seams are 1/4".
Pressing directions are indicated.

Instructions

1. Begin by making the flying geese units. Place a small Fabric 3 square on the left side of a Fabric 1 rectangle. Stitch diagonally. Trim seam and press toward the background fabric. Place a Fabric 3 square on the right side of the unit. Stitch diagonally. Trim seam and press toward the Fabric 3 square. Make (4) units. The unfinished unit should measure 1-3/4"x3".

2. Stitch a unit from Step 1 to each side of the large Fabric 3 square. Press toward the Fabric 3 square. The unfinished unit should measure 3"x5-1/2".

3. Stitch a Fabric 2 square to each side of the remaining units from Step 1. Press toward the Fabric 2 square. Make (2) units. The unfinished units should measure 1-3/4"x5-1/2".

4. Stitch the units from Step 3 to the top and bottom of the unit from Step 2. Press seams open. The unfinished block should measure 5-1/2"x5-1/2".


Stitchin' Tree Quilts

712.647.3161

www.stitchintree.com

Please contact us if you find an error in this pattern or
have difficulty following these instructions.

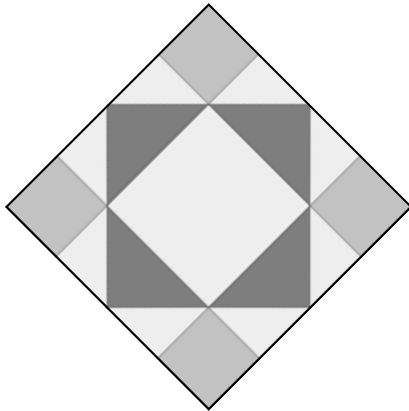
© 2015 Stitchin' Tree LLC Woodbine, Iowa. All Rights Reserved.
Limited reproduction rights may be granted in accordance with contract terms.



Have A Little Faith PATTERN



Block 14:Ultimate Sacrifice



I've chosen the block, King's Crown for Block 14 Ultimate Sacrifice. Jesus Christ made the ultimate sacrifice to secure eternal life for us. He died on the cross under a sign that said "King of the Jews".

The space below is provided for your personal reflection.

Stitchin' Tree Quilts

712.647.3161

www.stitchintree.com

Please contact us if you find an error in this pattern or
have difficulty following these instructions.

© 2015 Stitchin' Tree LLC Woodbine, Iowa. All Rights Reserved.
Limited reproduction rights may be granted in accordance with contract terms.

