


Have A Little Faith PATTERN



Block 13: Domino Effect



Pattern for a 5" finished block—All seams are 1/4".
Pressing directions are indicated.

Fabric needed for one block & Cutting instructions	
Fabric 1	Fat 1/16th yard or scrap (2) 1-1/2" squares (2) 2-1/4" squares
Fabric 2	Fat 1/16th yard or scrap (6) 1-1/4"x1-1/2" rectangles (6) 1-1/4"x2-1/4" rectangles
Fabric 3	Fat 1/16th yard or scrap (8) 1-1/4" squares

My grandmother once told me that I "never should say 'no' if the answer

could be 'yes,' because it might be Jesus asking." Yes, this was her way to get me to do something I did not want to do (I was a typical rebellious teen), but her words have stayed with me, and I often find myself over-committed, yet happy to help others. In 2000, the movie, "Pay It Forward" (based on the novel of the same name by Catherine Ryan Hyde), told the story of a social studies teacher who challenges his class to change the world, and a little boy who does. As a result of the book and movie, the concept of "paying it forward" has been implemented throughout the world. There is a Pay It Forward Foundation (check it out at payitforwardfoundation.org) that continues the movement of conducting good deeds for others. To pay it forward, doing good deeds for others, and they in turn will do good deeds for others, is a twist on the maxim, "One good turn deserves another." What is the real reason we perform good deeds?

The prophet Isaiah gave words to God's directive, "learn to do good; seek justice, correct oppression; defend the fatherless, plead for the widow." **Isaiah 1:17** The Oxford Annotated Bible with the Apocrypha, Expanded Edition, 1977. Some people perform good deeds, then publicize their efforts to promote themselves in the eyes of others. Good deeds should not be about us. They should not to be performed to make us look good or advance us in any way. Rather, when we do good deeds, we should be motivated by Jesus' example. "And whatever you do, in word or deed do everything in the name of the Lord Jesus, giving thanks to God the Father through him." **Colossians 3: 17**. Many people conduct their good works in total anonymity. My son, his wife and four children were dining in a restaurant. When they finished their meal, they were surprised to learn that a total stranger had picked up their tab. I often wonder about the man or woman who picked up their tab. Was this a random act of kindness, or was this person "paying it forward?"

Faith and good deeds go hand in hand. James would advocate that saving faith is inseparable from good deeds. "What does it profit, my brethren, if a man says he has faith but has not works? ... So faith by itself, if it has no works, is dead." **James 2:14-17**. When we perform good deeds, we draw others to Christ, by repeating the example that He set for us. It is impossible to know the ultimate effect of even the smallest of gestures. If our good deed is "paid forward," others may be drawn closer to God in order to glorify Him. Our good deeds may indeed have a domino effect!

Stitchin' Tree Quilts

712.647.3161

www.stitchintree.com

Please contact us if you find an error in this pattern or have difficulty following these instructions.


© 2015 Stitchin' Tree LLC Woodbine, Iowa. All Rights Reserved.
Limited reproduction rights may be granted in accordance with contract terms.



Have A Little Faith PATTERN





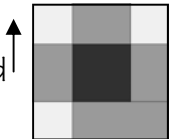

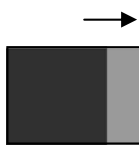


Block 13: Domino Effect



Pattern for a 5" finished block—All seams are 1/4".
Pressing directions are indicated.

Instructions

1. Stitch a 1-1/2" Fabric 2 rectangle to each side of a 1-1/2" Fabric 1 square. Press toward the rectangles. Make (2) units. The unfinished unit should measure 1-1/2"x3".

2. Stitch a 1-1/4" Fabric 3 square to the left side of a 2-1/4" Fabric 2 rectangle. Press toward the Fabric 2 rectangle. Make (2) units. The unfinished unit should measure 1-1/4"x3".

3. Stitch the unit from Step 2 to the bottom of the unit from Step 1. Press seam toward the unit from Step 2. Make (2) units. The unfinished unit should measure 2-1/4"x3".

4. Stitch a 1-1/4" Fabric 3 square to each side of a 1-1/2" Fabric 1 rectangle. Press toward the rectangle. Make (2) units. The unfinished unit should measure 1-1/4"x3".

5. Stitch the unit from Step 4 to the top of the unit from Step 3. Press toward the unit from Step 4. Make (2) units. The unfinished unit should measure 3" square.

6. Stitch a 1-1/4" Fabric 3 square to the right side of a 2-1/4" Fabric 2 rectangle. Press toward the rectangle. Make (2) units. The unfinished unit should measure 1-1/4"x3".

7. Stitch a 2-1/4" Fabric 2 rectangle to the right side of a 2-1/4" Fabric 1 square. Press toward the rectangle. Make (2) units. The unfinished unit should measure 2-1/4"x3".


Stitchin' Tree Quilts

712.647.3161

www.stitchintree.com

Please contact us if you find an error in this pattern or
have difficulty following these instructions.


© 2015 Stitchin' Tree LLC Woodbine, Iowa. All Rights Reserved.
Limited reproduction rights may be granted in accordance with contract terms.



Have A Little Faith PATTERN



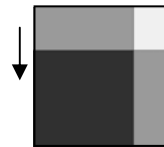
Block 13: Domino Effect



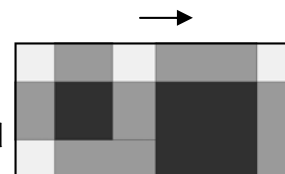
Pattern for a 5" finished block—All seams are 1/4".
Pressing directions are indicated.

Instructions


8. Stitch the unit from Step 6 to the top of the unit from Step 7. Press toward the unit from Step 7. Make (2) units. The unfinished unit should measure 3" square.



9. Stitch the unit from Step 8 to the right side of the unit from Step 5. Press toward the unit from Step 8. Make (2) units. The unfinished unit should measure 3"x5-1/2".



10. Stitch the two units from Step 9 together matching seams. Press seam open. The unfinished block should measure 5-1/2" square.



Stitchin' Tree Quilts

712.647.3161

www.stitchintree.com

Please contact us if you find an error in this pattern or have difficulty following these instructions.

© 2015 Stitchin' Tree LLC Woodbine, Iowa. All Rights Reserved.
Limited reproduction rights may be granted in accordance with contract terms.



