

RESOLUTION 2020-04

Lane County Guidelines for COVID-19

WHEREAS, on the 27th day of May, 2020, the Board of County Commissioners of Lane County, Kansas set forth guidelines for COVID-19 in Lane County, Kansas; securing the health, safety, and economic well-being of residents of Lane County, Kansas;

WHEREAS, the following adoption will begin May 27, 2020 and ending on or before June 15, 2020;

NOW THEREFORE BE IT RESOLVED, by the Board of County Commissioners of Lane County, Kansas will adopt Phase Three of Governor Laura Kelly's Ad Astra: A Plan to Reopen Kansas with exceptions:

General Provisions

1. Mass gatherings of more than 100 individuals are not recommended. Mass gatherings are defined as instances in which individuals are in one location and are unable to maintain 6 feet distance between individuals (not including individuals who reside together) with only infrequent or incidental moments of closer proximity.
2. Any federal restrictions imposed and still in effect must be followed.

Guidance for Individuals

1. Masks: Individuals may choose to wear cloth masks in public settings as appropriate.
2. Outdoor Activities: When in public, individuals should maintain 6 feet of distance from others with only infrequent or incidental moments of closer proximity.
3. Social Gatherings: Avoid socializing in person with groups of more than 100 individuals in both indoor and outdoor settings, especially in circumstances that do not allow for a physical distance of 6 feet or more between individuals or groups with only infrequent or incidental moments of closer proximity.
4. High-Risk Individuals: High-risk individuals (those with underlying medical conditions, including, chronic lung disease, asthma, heart conditions, severe obesity, chronic kidney disease, liver disease or otherwise immunocompromised) may resume public interactions but should practice physical distancing and minimize exposure to large social settings when precautionary measures may be difficult.
5. Travel: Engage in nonessential travel but follow KDHE travel and quarantine guidelines for travel to high-risk areas.

Guidance for Employers

1. Telework: Employers may begin reducing telework and start bringing employees back to work in an office setting.
2. On-site Operations: Avoid gatherings of employees in groups of more than 100 where social distancing protocols cannot be maintained except for infrequent or incidental moments of closer proximity AND phase in employees on-site as possible while maintaining 6 feet of distance between employee workstations.
3. Potentially Sick Employees: Any employees exhibiting symptoms should be required to stay at home and asked to call their health care provider.
4. Business Travel: Engage in nonessential travel but follow KDHE travel and quarantine guidelines for travel to high-risk areas.
5. Lane County Hospital will remain on lock down until June 15th. No visitors are allowed.

Business Restrictions

1. Maintain at least 6 feet of distance between consumers. Restaurants or dining establishments may meet this requirement by using physical barriers sufficient to prevent virus spread between seated customers or groups of seated customers.
2. Follow fundamental cleaning and public health practices as designated by KDHE. Businesses should follow industry specific guidelines as outlined on [covid.ks.gov](https://www.covid.ks.gov). Following additional best practices guidance from each business sector are strongly encouraged.
3. Avoid any instance in which groups of more than 100 individuals are in one location and are unable to maintain 6 feet of distance with only infrequent or incidental moments of closer proximity. This does not limit the total occupancy of a business, but requires that businesses limit mass gatherings in areas and instances in which physical distancing cannot be maintained such as in tables, entrances, lobbies, break rooms, checkout areas, etc.

Educational Facilities




1. K-12 facilities should continue to follow the guidelines of the Continuous Learning Plan developed by the Kansas State Department of Education. Districts with facilities in more than one county or city should follow any applicable directives issued by the county or city in which their district office is located.

2. It is recommended that higher education facilities should remain closed for in-person learning or events involving groups of more than 100 individuals present at a time.
3. It is safe for childcare facilities to reopen or continue operations pursuant to state and local regulations.

Activities and Venues

1. Maintain at least 6 feet of distance between individuals or groups.
2. Follow fundamental cleaning and public health practices. Any additional sector specific best practices guidance from each are strongly encouraged.
3. Avoid any instances in which more than 100 individuals are in one location and are unable to maintain 6 feet of distance with only infrequent or incidental moments of closer proximity. This does not limit the total occupancy of a facility, but requires that facilities limit mass gatherings in areas and instances in which physical distancing cannot be maintained, such as in entrances, lobbies, locker rooms, etc.

**RESOLVED BY THE BOARD OF COUNTY COMMISSIONER OF LANE COUNTY,
KANSAS THIS 27TH DAY OF MAY 2020.**


_____, Chairperson

_____, Member

_____, Member

ATTEST:



County Clerk