



# 2020 First Saturday Sampler Block of the Month

# Grateful

A quilt by  
Cheran Bee

Month Four - 16" Corner block  
**For King or Queen quilt only**

**Important information:**      **\*\*\*YOU WILL ONLY MAKE ONE OF THIS BLOCK\*\*\***

**\*\*\*You will ONLY need to make this block if you are making the King or Queen size quilt!!!\*\*\***

We will be demonstrating and using Bloc Loc rulers for trimming and squaring up your blocks. Each set of cutting directions will include cut sizes for using Bloc Loc rulers AND traditional piecing.

Cutting directions for Bloc Loc rulers will be in RED.

Cutting directions for traditional piecing will be in BLUE.

~~~~~

### Cutting instructions:

#### Background (light):

- (4) 5-1/4" x 5-1/4" squares, or (4) 4-7/8" x 4-7/8" squares, use for HST large star points
- (8) 3-1/4" x 3-1/4" squares, or (8) 2-7/8" x 2-7/8" squares for HST's
- (4) 4-1/2" x 4-1/2" squares for corner units.

#### Large star points (Dark):


- (4) 5-1/4" x 5-1/4" squares, or (4) 4-7/8" x 4-7/8" squares, use for HST large star points

#### Inner pinwheel (Dark):

- (2) 3-1/4" x 3-1/4" squares, or (2) 2-7/8" x 2-7/8" squares for HST's

#### Remaining HST's (Medium)

- (6) 3-1/4" x 3-1/4" squares, or (6) 2-7/8" x 2-7/8" squares for HST's



Match up the pairs of squares, light and dark and  
 Draw a diagonal line on the back of the light squares.  
 Sew 1/4" on each side of the diagonal line and then  
 Cut apart on the drawn line as shown. Each pair will  
 Result in two Half Square Triangles.




Press seam allowance toward the darker fabric.

Square up so that you have:


- (8) 4-1/2" x 4-1/2" half square triangles for large star points
- (4) 2-1/2" x 2-1/2" Dark half square triangles for center of block
- (12) 2-1/2" x 2-1/2" Medium half square triangles for center of block

Gather the 4 dark value 2-1/2" HST's and the remaining 12  
 Medium value HST's to make 4 center block units as shown.  
 Square up to 4-1/2"



Assemble the (8) large HST's and the sub units that you made above as shown in the block below.

**Block will be 16-1/2" x 16-1/2"**



*Be grateful for*  
 Every second of  
 Every day that you  
 Get to spend with  
 The people you love.  
 Life is so very  
 Precious.

