


Thread Socks - should you use them?


Kelly Gallagher-Abbott
Jukebox Quilts

Nope. That's the quick answer. I cringe when I hear others recommend these. There isn't a better way to mess with perfect tension than to put a thread sock on. Put one on, then gently and consistently pull your thread through your thread path just above your needle. You'll feel differences as the thread is pulled off different areas of the spool. In the worst situations, we've had to replace needle bars because when the thread caught in the sock, the thread was pulled hard enough that it caused the needle to be deflected, hitting the needle plate and bending the needle bar.

Quilters use thread socks if the thread wants to "puddle" around the base of the spool. Glide Polyester, monopoly, and metallic threads are notorious for this. The thread can then get caught on the bottom of the spool and lead to thread breaks and frustration.



Threads like this metallic want to unwind and "puddle" around the bottom of the spool. With the Innova, the disc below the thread prevents it from catching on the bottom of the cone.



This is the WRONG way to use a thread net, it will add drag and tension to the thread as it comes off the spool.

Copyright 2019
All Rights Reserved

www.jukeboxquilts.com




All you need to do is to prevent the thread from getting caught. The Innova has a great soft base for the spools that prevents this. You can create your own with a circle of batting with a hole in the center to slip over your thread post, or by creating a shallow bowl with batting or a thread sock as shown. What you don't want is for the "bowl" to come in contact with the thread on the spool, just prevent the thread from catching on the bottom of the spool.



This is a thread net folded in half and mostly tucked up inside the cone to make a bowl where there are no exposed edges of the netting that might catch the thread.



A circle of batting prevents the thread from catching under the spool.



You can also make a bowl of batting, just make sure none of the batting touches the thread.

Copyright 2019
All Rights Reserved



www.jukeboxquilts.com

