

Infinity Scarf

Approximate Finished Size: 9" x 17"

Featuring: Luxe Cuddle® Mountain Fox Pewter/Beige

Fabric Requirements:

Luxe Cuddle® Fabric – 1 yard (makes 3 scarves)

Notions:*

Rotary Cutter and Mat

Coordinating Thread

90/14 Stretch Needle

Hand Sewing Needle

Walking Foot (recommended)

Scissors

Pins

*We used Dritz® Flat Flower Head Pins, Signature® 40 Cotton Thread from A & E, SCHMETZ® Size 90/14 Stretch Needle, OLFA® Rotary Cutter, Dritz® Omnigrid Cutting Mat, and Kai® Scissors.



The information in this pattern is presented in good faith.
Every effort has been taken to assure the accuracy herein.

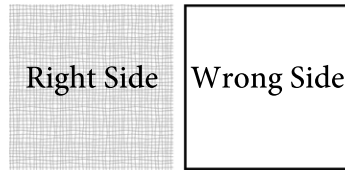
© 2016 Shannon Fabrics, Inc., 3131 South Alameda Street, Los Angeles, CA 90058. 866.624.5252
info@shannonfabrics.com www.shannonfabrics.com

Infinity Scarf



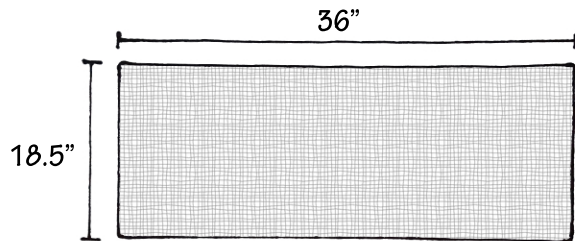
Infinity Scarf

Instructions:




Cut a strip of Luxe Cuddle® 18.5" width of fabric x 36" lengthwise from your yardage. You should be able to get 3 scarves from 1 yard of Luxe Cuddle®.

Place your strip right side up on a flat surface.

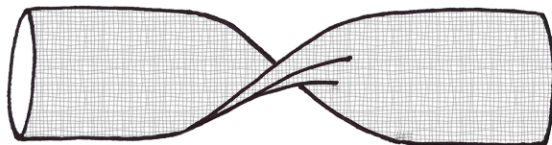


Fold the fabric in half lengthwise, right sides together. Pin well. Extend your stitch length to 3.0-3.5. Using a 3/8" seam allowance, sew along the length of the scarf, being sure to backstitch at the beginning and end.

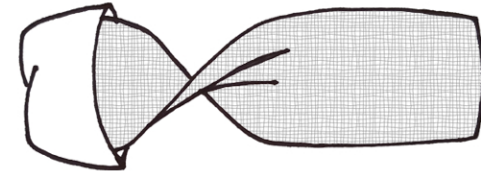
Turn right side out.




Placing your hand on one end of the scarf, take the other end and flip it one time over, creating a twist in the middle.



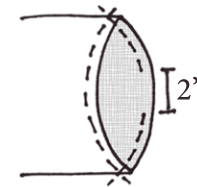
Starting at one end, begin turning your scarf wrong side out, taking care so that the twist in the middle remains.



Continue turning the scarf wrong side out until the short ends meet. Your seams should be on opposite sides of each other.



Pin at the seams, right sides together. Match up the rest of the edges and pin. Using a 3/8" seam allowance, sew along the ends of the scarf, leaving a 2" gap for turning. Be sure to backstitch when beginning and ending your seam.



Gently turn right side out and hand sew the opening with an invisible or slip stitch.

Wear with a casual outfit or add a brooch for a more classy look!

For more tips on working with Cuddle, visit www.shannonfabrics.com.