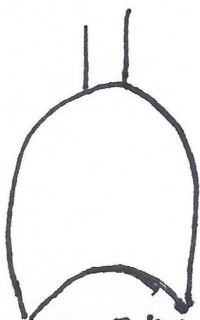




HEAD



MIDDLE

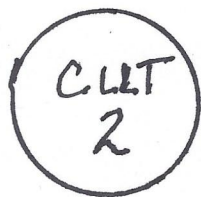




BOTTOM



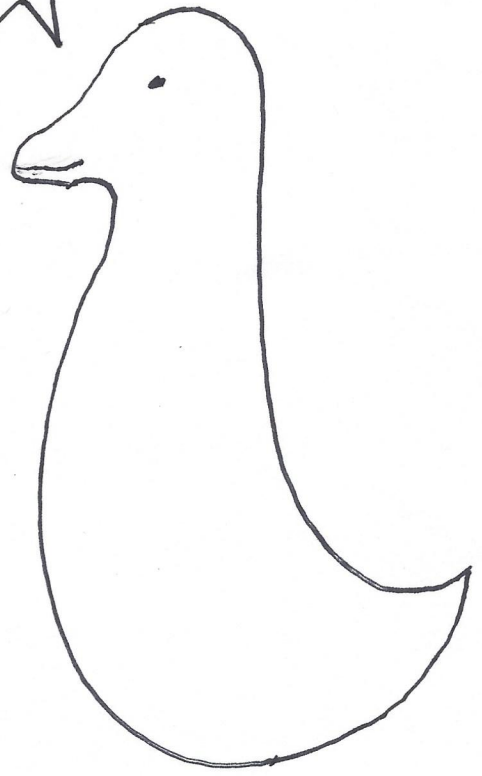
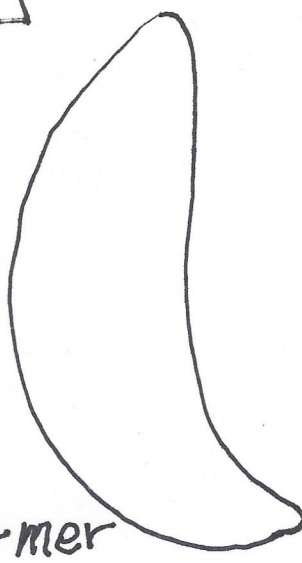
CLLT WAGON

1 1/2" x 3 3/4"

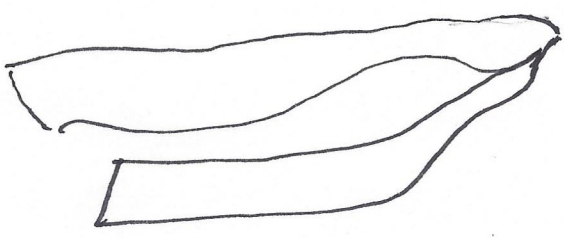




Hoof Cut 4



CUT 2 LEG Warmer



## **A Year With Frankie & Grace**

### **Month 1 January**

Frankie is the deer and his best friend is Grace the crow. Each month I will offer a free pattern.

I am using a cotton background with wool appliques. If you are using cotton, flannel or homespun make sure to reverse the appliques and add  $\frac{1}{4}$ ".

1. Cut a background piece 11" x 11". After applying the appliques trim down to 10  $\frac{1}{2}$ " x 10  $\frac{1}{2}$ ".
2. For the appliques use whichever method you prefer.
3. I like adding embroidery stitching blanket, french knots, stem, etc. to finish the appliques.
4. Enjoy,

Sherry Merkle

[www.acoupleofsistersdesigns.com](http://www.acoupleofsistersdesigns.com)

