

# My **BERNINA** PRODUCT GUIDE

## At-a-Glance BERNINA Longarm Features

### Q Series

BERNINA Q 24 with Frame

BERNINA Q 20 with Table

BERNINA Q 20 with Frame

BERNINA Q 16 with Table



# BERNINA Longarm Quilting Machines...

**Q 16**



**Q 20**



**Q 24**



# The Benefits of Buying a BERNINA Machine...

## Stability

BERNINA is a fourth generation, family-owned company with a history of great customer care.

## Swiss Quality

BERNINA is a trusted brand you can invest in with confidence.

## Precision Stitching

BERNINA machines have consistent performance and reliable results.

## Innovative Design

BERNINA is always working on new features, pushing the engineering envelope to provide consumers with the latest technology and the most unique features in home sewing.

## Built to Last

BERNINA machines maintain a high re-sell value over the years.

## Instant Success

BERNINA machines are easy-to-use with consistent thread tension and strong needle piercing power through all fabric types.



# BERNINA Q 24 with Frame

## 4 Sewing Modes

BSR 1, BSR 2, BSR 3, Manual

### GENERAL MACHINE FEATURES and BENEFITS

<b>Centrally Located Touch Screen</b>	The centrally located 4.3" TFT screen is ultra-responsive & features high resolution colors. The touch screen provides a realistic view of both the selected stitch including any alterations and the presser foot.
<b>Bright LED Lights</b>	50 LED lights brightly illuminate both the stitching area and over the free arm.
<b>Unique Threading Path</b>	The forward position of the thread stand is easy to reach and the threading path is simple to follow. Thread the needle in one simple process with semi-automatic needle threader.
<b>Front &amp; Back Hand Wheels</b>	A hand wheel is available on the front of the machine to use when moving the needle manually while working from the front side and one on the back while working from back/pantograph side.
<b>Throat Space - 24" Length 11" Height</b>	For quilt frame models, the wide, quilt-able space reduces the number of times the quilt needs to be advanced and very large pantographs can be readily utilized.
<b>Programmable Front Handles</b>	Customized in position and length. Program the toggle switches on each end with different sewing commands: start/stop, securing stitches, needle up/down, presser foot up/down, and sewing speed up/down.
<b>Digital Upper Thread Tension Control</b>	With the Digital Upper Thread Tension Control, a numeric value is assigned to the actual thread tension and can be easily adjusted onscreen at any time. No more guessing as to what tension is being used.
<b>On-screen Help</b>	Find help where and when you need it, including Function Information, Animations and Tutorials.
<b>Powerful DC Motor</b>	Designed for extended usage and increased speeds, a very powerful DC motor provides consistent stitching on multiple layers.
<b>On-board Bobbin Winder</b>	Quickly prepare customized bobbins with ease right from the front of the machine. With the onscreen pop-up controls, easily increase or decrease the bobbin winding speed according to the thread used.
<b>Hook System</b>	The BERNINA Rotary Hook ensures the legendary BERNINA stitch quality, even at high speeds. The M class bobbins have an extra-large thread capacity keeping you quilting longer without interruption.

































### LONGARM MACHINE FEATURES and BENEFITS

<b>Maximum Sewing Speed</b>	2200 stitches per minute (SPM) - Enjoy high speed capacity with the legendary BERNINA stitch quality.
<b>BERNINA Longarm Stitch Regulation</b>	Two integrated BERNINA Stitch Regulators, one on each side of the stitch hole in the needle plate, allow for very precise sensing of the machine and fabric movement keeping your stitches even and consistent.
<b>Max/Min Stitch Length in BSR Mode</b>	Maximum Stitch Length - 1 stitch per inch (SPI); Minimum Stitch Length - 24 stitches per inch (SPI)
<b>Idle Speed</b>	Helps to achieve a smooth and fluid quilting experience and assists when micro-stippling or pebbling.
<b>Three BSR Modes</b>	BSR1 combines your selected SPI with an Idle Speed and is ideal for micro-stippling or pebbling. In BSR2, the needle stops stitching when the machine or fabric is not being moved and is recommended for Ruler Work. BSR3 provides a perfectly tensioned basting stitch with selectable 1, 2 or 4 SPI.
<b>Manual Mode</b>	Use the Manual stitch mode for free-motion quilting when a non-regulated stitch is desired. On the frame models, the handle toggles are programmable for adjusting the speed up/down.
<b>Stitch Counter</b>	As a handy reference, count the stitches completed in a quilting project.
<b>Calculator</b>	Easily calculate patterns and quilt sizes plus any other math you need on the spot.
<b>Securing Stitches</b>	Program 2 - 6 securing stitches; easily change as needed according to your project and weight of thread used. On the frame models, the handle toggles are programmable with the securing stitches function.
<b>Hopper Mechanism</b>	For free-motion stitching, the hopper mechanism ensures the needle and presser foot are working together to form beautiful stitches preventing "flagging" that can cause skipped stitches.
<b>User Profile</b>	There are five user profiles—one with factory settings and four programmable profiles. Once the perfect balance of thread tension, idle speed and running speed are determined for a project, store up to four settings and retrieve with just two clicks.
<b>Presser Foot System</b>	Compatible with the full range of patented full-shank BERNINA Free-motion Presser Feet.
<b>Machine Needle System</b>	Compatible with domestic machine needles (130/705 system), these flat-back needles are easy to insert with correct positioning.
<b>Twin Needle Stitching</b>	Compatible with twin needle, up to 4.0 mm spacing, create unique designs with two rows of parallel stitching. Use with optional twin-needle stitch plate.

**FRAME FEATURES and BENEFITS**

<b>Strength and Style</b>	For quality machine performance you need a quality frame, robust enough to handle the size and speed of the BERNINA Longarm machines allowing you to complete projects with ease.
<b>Frame Size (length x depth)</b>	<b>Large: 4.00 x 1.2 m (approx. 158" x 47")</b> - Quilt up to 120" quilts with ease. <b>Classic: 3.60 x 1.2 m (approx. 142" x 47")</b> - Quilt up to 108" quilts with ease. <b>Small: 2.75 x 1.2 m (approx. 109" x 47")</b> - Quilt up to 71" quilts with ease.
<b>Variable Working Height</b>	<b>Large, Classic and Small: 0.9 x 1.2 m (approx. 35" x 47")</b> - The frame can be adjusted to the height of the quilter during set-up.
<b>Quilt-able Space</b>	<b>19"</b> - The wide quilt-able space reduces the amount of times the quilt needs to be advanced.
<b>Leader Length</b>	<b>Large: 132"</b> - Up to 126" of backing fabric can be easily loaded, giving enough room on either side to service the machine and reach the bobbin area. <b>Classic: 121"</b> - Up to 115" of backing fabric can be easily loaded, giving enough room on either side to service the machine and reach the bobbin area. <b>Small: 83"</b> - Up to 77" of backing fabric can be easily loaded, giving enough room on either side to service the machine and reach the bobbin area.

**SEWING FUNCTIONS - FRAME MODEL**

	Home		Sewing Menu		Programmable Function - No Function		Regulated Stitch Mode 1 - Selected SPI + Idle Speed
	Upper Thread Tension		Setup Program		Programmable Function - Start/Stop		Regulated Stitch Mode 2 - Move Machine to Stitch
	Presser Foot Position Up/Down		Ecco		Programmable Function - Securing		Regulated Stitch Mode 3 - Basting
	User Profile		Tutorial		Programmable Function - Presser Foot Up/Down		Non-regulated Stitch Mode
	Bobbin Thread Filling		Calculator		Programmable Function - Decrease Basic Speed		Confirm Adjusted Settings
	BERNINA Stitch Regulator		Stitch Counter		Programmable Function - Increase Basic Speed		Cancel Adjusted Settings
   			Help		Programmable Function - Needle Stop Up/Down		Information
Process Navigation   Close Window			Reset		Needle Stop Up/Down - Permanent		Delete

# BERNINA Q 24 with Frame

## Accessories

**1 BERNINA Quilt Frame****1 Presser Feet:**

- Darning Foot #9

**Additional Accessories:**

- User Manual
- Accessory Box
- 2 Front Handles
- Thread Lubricating Unit
- Silicone Oil
- 2 Thread Discs
- 6 Bobbins (total)
- 2 Cone Holders

- Oiler
- Lint Brush
- Seam Ripper
- Large White Spool Net
- Red Small Spool Net
- 1 pkg. Asst. Needles
- Manual Threader
- Small Screwdriver
- Torx Screwdriver T6
- Torx Screwdriver T10
- Torx Screwdriver T20
- Torx Screwdriver T25
- Torx Screwdriver T30
- Microfiber Cleaning Cloth
- Bobbin Thread Tension Gauge

**WARRANTY****BERNINA Q 24**

- 5 Years Mechanical or 200 million stitches
- 2 Years Electrical or 200 million stitches
- 2 Years Electronic or 200 million stitches

**BERNINA Quilt Frame**

- 5 Years Mechanical (excludes normal wear and tear)



# BERNINA Q 20 with Table

**4 Sewing Modes**  
BSR 1, BSR 2, BSR 3, Manual

## GENERAL MACHINE FEATURES and BENEFITS

<b>Centrally Located Touch Screen</b>	The centrally located 4.3" TFT screen is ultra-responsive & features high resolution colors. The touch screen provides a realistic view of both the selected stitch including any alterations and the presser foot.
<b>Bright LED Lights</b>	50 LED lights brightly illuminate both the stitching area and over the free arm.
<b>Unique Threading Path</b>	The forward position of the thread stand is easy to reach and the threading path is simple to follow. Thread the needle in one simple process with semi-automatic needle threader.
<b>Front &amp; Back Hand Wheels</b>	A hand wheel is available on the front of the machine to use when moving the needle manually while working from the front side and one on the back while working from back/pantograph side.
<b>Throat Space - 20" Length 11" Height</b>	For the table model, there's plenty of space to comfortably manage large quilt projects giving you the freedom to create with ease.
<b>Programmable Foot Control</b>	The back-kick of the foot control can be programmed with different sewing commands: securing stitches, needle up/down, and presser foot up/down.
<b>Digital Upper Thread Tension Control</b>	With the Digital Upper Thread Tension Control, a numeric value is assigned to the actual thread tension and can be easily adjusted onscreen at any time. No more guessing as to what tension is being used.
<b>On-screen Help</b>	Find help where and when you need it, including Function Information, Animations and Tutorials.
<b>Powerful DC Motor</b>	Designed for extended usage and increased speeds, a very powerful DC motor provides consistent stitching on multiple layers.
<b>On-board Bobbin Winder</b>	Quickly prepare customized bobbins with ease right from the front of the machine. With the onscreen pop-up controls, easily increase or decrease the bobbin winding speed according to the thread used.
<b>Hook System</b>	The BERNINA Rotary Hook ensures the legendary BERNINA stitch quality, even at high speeds. The M class bobbins have an extra-large thread capacity keeping you quilting longer without interruption.





























## LONGARM MACHINE FEATURES and BENEFITS

<b>Maximum Sewing Speed</b>	2200 stitches per minute (SPM) - Enjoy high speed capacity with the legendary BERNINA stitch quality.
<b>BERNINA Longarm Stitch Regulation</b>	Two integrated BERNINA Stitch Regulators, one on each side of the stitch hole in the needle plate, allow for very precise sensing of the machine and fabric movement keeping your stitches even and consistent.
<b>Max/Min Stitch Length in BSR Mode</b>	Maximum Stitch Length - 1 stitch per inch (SPI); Minimum Stitch Length - 24 stitches per inch (SPI)
<b>Idle Speed</b>	Helps to achieve a smooth and fluid quilting experience and assists when micro-stippling or pebbling.
<b>Three BSR Modes</b>	BSR1 combines your selected SPI with an Idle Speed and is ideal for micro-stippling or pebbling. In BSR2, the needle stops stitching when the machine or fabric is not being moved and is recommended for Ruler Work. BSR3 provides a perfectly tensioned basting stitch with selectable 1, 2 or 4 SPI.
<b>Manual Mode</b>	Use the Manual stitch mode for free-motion quilting when a non-regulated stitch is desired.
<b>Stitch Counter</b>	As a handy reference, count the stitches completed in a quilting project.
<b>Calculator</b>	Easily calculate patterns and quilt sizes plus any other math you need on the spot.
<b>Securing Stitches</b>	Program 2 - 6 securing stitches; easily change as needed according to your project and weight of thread used. On the table model, the foot control back-kick can be programmed with securing stitches.
<b>Hopper Mechanism</b>	For free-motion stitching, the hopper mechanism ensures the needle and presser foot are working together to form beautiful stitches preventing "flagging" that can cause skipped stitches.
<b>User Profile</b>	There are five user profiles—one with factory settings and four programmable profiles. Once the perfect balance of thread tension, idle speed and running speed are determined for a project, store up to four settings and retrieve with just two clicks.
<b>Presser Foot System</b>	Compatible with the full range of patented full-shank BERNINA Free-motion Presser Feet.
<b>Machine Needle System</b>	Compatible with domestic machine needles (130/705 system), these flat-back needles are easy to insert with correct positioning.
<b>Twin Needle Stitching</b>	Compatible with twin needle, up to 4.0 mm spacing, create unique designs with two rows of parallel stitching. Use with optional twin-needle stitch plate.

**TABLE FEATURES and BENEFITS**

<b>Koala Table for BERNINA</b>	Designed to elegantly handle the speed and weight of the Q 20 for optimal performance with style, form meets function in this premium crafted table.
<b>Table Size Basic (depth x width)</b>	<b>.91 x 1.15 m (approx. 36" x 45")</b> - The generous space supports a wide variety of projects with ease.
<b>Table Size Expanded (depth x width)</b>	<b>.91 x 1.96 m (approx. 36" x 77")</b> - Need more space; the table readily expands to support larger projects.
<b>Table Height</b>	<b>.75 m (approx. 30")</b> - This standard table height accommodates a variety of task chairs for a custom fit.
<b>Generous Storage Space</b>	Keep your tools and accessories organized and at hand for quick retrieval.

**SEWING FUNCTIONS - TABLE MODEL**

	Home		Sewing Menu		Programmable Function - Securing		Regulated Stitch Mode 1 - Selected SPI + Idle Speed
	Upper Thread Tension		Setup Program		Programmable Function - Presser Foot Up/Down		Regulated Stitch Mode 2 - Move Machine to Stitch
	Presser Foot Position Up/Down		Ecco		Programmable Function - Needle Stop Up/Down		Regulated Stitch Mode 3 - Basting
	User Profile		Tutorial		Needle Stop Up/Down - Permanent		Non-regulated Stitch Mode
	Bobbin Thread Filling		Calculator		Reset		Confirm Adjusted Settings
	BERNINA Stitch Regulator		Stitch Counter		Delete		Cancel Adjusted Settings
		 Process Navigation   Close Window		 Help		 Information	

# BERNINA Q 20 with Table

## Accessories

**1 BERNINA Sit-down Table****1 Presser Feet:**

- Darning Foot #9

**Additional Accessories:**

- User Manual
- Accessory Box
- Programmable Foot Control
- Thread Lubricating Unit
- Silicone Oil
- 2 Thread Discs
- 6 Bobbins (total)
- 2 Cone Holders

- Oiler
- Lint Brush
- Seam Ripper
- Large White Spool Net
- Red Small Spool Net
- 1 pkg. Asst. Needles
- Manual Threader
- Small Screwdriver
- Torx Screwdriver T6
- Torx Screwdriver T10
- Torx Screwdriver T20
- Torx Screwdriver T25
- Torx Screwdriver T30
- Microfiber Cleaning Cloth
- Bobbin Thread Tension Gauge

**WARRANTY****BERNINA Q 20**

- 5 Years Mechanical or 200 million stitches
- 2 Years Electrical or 200 million stitches
- 2 Years Electronic or 200 million stitches

**BERNINA Sit-down Table**

- 5 Years Mechanical (excludes normal wear and tear)



# BERNINA Q 20 with Frame

## 4 Sewing Modes

BSR 1, BSR 2, BSR 3, Manual

### GENERAL MACHINE FEATURES and BENEFITS

<b>Centrally Located Touch Screen</b>	The centrally located 4.3" TFT screen is ultra-responsive & features high resolution colors. The touch screen provides a realistic view of both the selected stitch including any alterations and the presser foot.
<b>Bright LED Lights</b>	50 LED lights brightly illuminate both the stitching area and over the free arm.
<b>Unique Threading Path</b>	The forward position of the thread stand is easy to reach and the threading path is simple to follow. Thread the needle in one simple process with semi-automatic needle threader.
<b>Front &amp; Back Hand Wheels</b>	A hand wheel is available on the front of the machine to use when moving the needle manually while working from the front side and one on the back while working from back/pantograph side.
<b>Throat Space - 20" Length 11" Height</b>	For quilt frame models, the wide, quilt-able space reduces the number of times the quilt needs to be advanced and very large pantographs can be readily utilized.
<b>Programmable Front Handles</b>	Customized in position and length. Program the toggle switches on each end with different sewing commands: start/stop, securing stitches, needle up/down, presser foot up/down, and sewing speed up/down.
<b>Digital Upper Thread Tension Control</b>	With the Digital Upper Thread Tension Control, a numeric value is assigned to the actual thread tension and can be easily adjusted onscreen at any time. No more guessing as to what tension is being used.
<b>On-screen Help</b>	Find help where and when you need it, including Function Information, Animations and Tutorials.
<b>Powerful DC Motor</b>	Designed for extended usage and increased speeds, a very powerful DC motor provides consistent stitching on multiple layers.
<b>On-board Bobbin Winder</b>	Quickly prepare customized bobbins with ease right from the front of the machine. With the onscreen pop-up controls, easily increase or decrease the bobbin winding speed according to the thread used.
<b>Hook System</b>	The BERNINA Rotary Hook ensures the legendary BERNINA stitch quality, even at high speeds. The M class bobbins have an extra-large thread capacity keeping you quilting longer without interruption.

### LONGARM MACHINE FEATURES and BENEFITS
































<b>Maximum Sewing Speed</b>	2200 stitches per minute (SPM) - Enjoy high speed capacity with the legendary BERNINA stitch quality.
<b>BERNINA Longarm Stitch Regulation</b>	Two integrated BERNINA Stitch Regulators, one on each side of the stitch hole in the needle plate, allow for very precise sensing of the machine and fabric movement keeping your stitches even and consistent.
<b>Max/Min Stitch Length in BSR Mode</b>	Maximum Stitch Length - 1 stitch per inch (SPI); Minimum Stitch Length - 24 stitches per inch (SPI)
<b>Idle Speed</b>	Helps to achieve a smooth and fluid quilting experience and assists when micro-stippling or pebbling.
<b>Three BSR Modes</b>	BSR1 combines your selected SPI with an Idle Speed and is ideal for micro-stippling or pebbling. In BSR2, the needle stops stitching when the machine or fabric is not being moved and is recommended for Ruler Work. BSR3 provides a perfectly tensioned basting stitch with selectable 1, 2 or 4 SPI.
<b>Manual Mode</b>	Use the Manual stitch mode for free-motion quilting when a non-regulated stitch is desired. On the frame models, the handle toggles are programmable for adjusting the speed up/down.
<b>Stitch Counter</b>	As a handy reference, count the stitches completed in a quilting project.
<b>Calculator</b>	Easily calculate patterns and quilt sizes plus any other math you need on the spot.
<b>Securing Stitches</b>	Program 2 - 6 securing stitches; easily change as needed according to your project and weight of thread used. On the frame models, the handle toggles are programmable with the securing stitches function.
<b>Hopper Mechanism</b>	For free-motion stitching, the hopper mechanism ensures the needle and presser foot are working together to form beautiful stitches preventing "flagging" that can cause skipped stitches.
<b>User Profile</b>	There are five user profiles—one with factory settings and four programmable profiles. Once the perfect balance of thread tension, idle speed and running speed are determined for a project, store up to four settings and retrieve with just two clicks.
<b>Presser Foot System</b>	Compatible with the full range of patented full-shank BERNINA Free-motion Presser Feet.
<b>Machine Needle System</b>	Compatible with domestic machine needles (130/705 system), these flat-back needles are easy to insert with correct positioning.
<b>Twin Needle Stitching</b>	Compatible with twin needle, up to 4.0 mm spacing, create unique designs with two rows of parallel stitching. Use with optional twin-needle stitch plate.



**FRAME FEATURES and BENEFITS**

<b>Strength and Style</b>	For quality machine performance you need a quality frame, robust enough to handle the size and speed of the BERNINA Longarm machines allowing you to complete projects with ease.
<b>Frame Size (length x width)</b>	<b>Large: 4.00 x 1.2 m (approx. 158" x 47")</b> - Quilt up to 120" quilts with ease. <b>Classic: 3.60 x 1.2 m (approx. 142" x 47")</b> - Quilt up to 108" quilts with ease. <b>Small: 2.75 x 1.2 m (approx. 109" x 47")</b> - Quilt up to 71" quilts with ease.
<b>Variable Working Height</b>	<b>Large, Classic and Small: 0.9 x 1.2 m (approx. 35" x 47")</b> - The frame can be adjusted to the height of the quilter during set-up.
<b>Quilt-able Space</b>	<b>15"</b> - The wide quilt-able space reduces the amount of times the quilt needs to be advanced.
<b>Leader Length</b>	<b>Large: 132"</b> - Up to 126" of backing fabric can be easily loaded, giving enough room on either side to service the machine and reach the bobbin area. <b>Classic: 121"</b> - Up to 115" of backing fabric can be easily loaded, giving enough room on either side to service the machine and reach the bobbin area. <b>Small: 83"</b> - Up to 77" of backing fabric can be easily loaded, giving enough room on either side to service the machine and reach the bobbin area.

**SEWING FUNCTIONS - FRAME MODEL**

	Home		Sewing Menu		Programmable Function - No Function		Regulated Stitch Mode 1 - Selected SPI + Idle Speed
	Upper Thread Tension		Setup Program		Programmable Function - Start/Stop		Regulated Stitch Mode 2 - Move Machine to Stitch
	Presser Foot Position Up/Down		Ecco		Programmable Function - Securing		Regulated Stitch Mode 3 - Basting
	User Profile		Tutorial		Programmable Function - Presser Foot Up/Down		Non-regulated Stitch Mode
	Bobbin Thread Filling		Calculator		Programmable Function - Decrease Basic Speed		Confirm Adjusted Settings
	BERNINA Stitch Regulator		Stitch Counter		Programmable Function - Increase Basic Speed		Cancel Adjusted Settings
	Process Navigation   Close Window		Help		Programmable Function - Needle Stop Up/Down		Information
			Reset		Needle Stop Up/Down - Permanent		Delete

# BERNINA Q 20 with Frame

## Accessories

**1 BERNINA Quilt Frame****1 Presser Feet:**

- Darning Foot #9

**Additional Accessories:**

- User Manual
- Accessory Box
- 2 Front Handles
- Thread Lubricating Unit
- Silicone Oil
- 2 Thread Discs
- 6 Bobbins (total)
- 2 Cone Holders

- Oiler
- Lint Brush
- Seam Ripper
- Large White Spool Net
- Red Small Spool Net
- 1 pkg. Asst. Needles
- Manual Threader
- Small Screwdriver
- Torx Screwdriver T6
- Torx Screwdriver T10
- Torx Screwdriver T20
- Torx Screwdriver T25
- Torx Screwdriver T30
- Microfiber Cleaning Cloth
- Bobbin Thread Tension Gauge

**WARRANTY****BERNINA Q 20**

- 5 Years Mechanical or 200 million stitches
- 2 Years Electrical or 200 million stitches
- 2 Years Electronic or 200 million stitches

**BERNINA Quilt Frame**

- 5 Years Mechanical (excludes normal wear and tear)



# BERNINA Q 16 with Table

**4 Sewing Modes**  
BSR 1, BSR 2, BSR 3, Manual

## GENERAL MACHINE FEATURES and BENEFITS

<b>Centrally Located Touch Screen</b>	The centrally located 4.3" TFT screen is ultra-responsive & features high resolution colors. The touch screen provides a realistic view of both the selected stitch including any alterations and the presser foot.
<b>Bright LED Lights</b>	50 LED lights brightly illuminate both the stitching area and over the free arm.
<b>Unique Threading Path</b>	The forward position of the thread stand is easy to reach and the threading path is simple to follow. Thread the needle in one simple process with semi-automatic needle threader.
<b>Front &amp; Back Hand Wheels</b>	A hand wheel is available on the front of the machine to use when moving the needle manually while working from the front side and one on the back while working from back/pantograph side.
<b>Throat Space - 16 1/2" Length 11" Height</b>	For the table model, there's plenty of space to comfortably manage large quilt projects giving you the freedom to create with ease.
<b>Programmable Foot Control</b>	The back-kick of the foot control can be programmed with different sewing commands: securing stitches, needle up/down, and presser foot up/down.
<b>Digital Upper Thread Tension Control</b>	With the Digital Upper Thread Tension Control, a numeric value is assigned to the actual thread tension and can be easily adjusted onscreen at any time. No more guessing as to what tension is being used.
<b>On-screen Help</b>	Find help where and when you need it, including Function Information, Animations and Tutorials.
<b>Powerful DC Motor</b>	Designed for extended usage and increased speeds, a very powerful DC motor provides consistent stitching on multiple layers.
<b>On-board Bobbin Winder</b>	Quickly prepare customized bobbins with ease right from the front of the machine. With the onscreen pop-up controls, easily increase or decrease the bobbin winding speed according to the thread used.
<b>Hook System</b>	The BERNINA Rotary Hook ensures the legendary BERNINA stitch quality, even at high speeds. The M class bobbins have an extra-large thread capacity keeping you quilting longer without interruption.





























## LONGARM MACHINE FEATURES and BENEFITS

<b>Maximum Sewing Speed</b>	2000 stitches per minute (SPM) - Enjoy high speed capacity with the legendary BERNINA stitch quality.
<b>BERNINA Longarm Stitch Regulation</b>	Two integrated BERNINA Stitch Regulators, one on each side of the stitch hole in the needle plate, allow for very precise sensing of the machine and fabric movement keeping your stitches even and consistent.
<b>Max/Min Stitch Length in BSR Mode</b>	Maximum Stitch Length - 1 stitch per inch (SPI); Minimum Stitch Length - 24 stitches per inch (SPI)
<b>Idle Speed</b>	Helps to achieve a smooth and fluid quilting experience and assists when micro-stippling or pebbling.
<b>Three BSR Modes</b>	BSR1 combines your selected SPI with an Idle Speed and is ideal for micro-stippling or pebbling. In BSR2, the needle stops stitching when the machine or fabric is not being moved and is recommended for Ruler Work. BSR3 provides a perfectly tensioned basting stitch with selectable 1, 2 or 4 SPI.
<b>Manual Mode</b>	Use the Manual stitch mode for free-motion quilting when a non-regulated stitch is desired.
<b>Stitch Counter</b>	As a handy reference, count the stitches completed in a quilting project.
<b>Calculator</b>	Easily calculate patterns and quilt sizes plus any other math you need on the spot.
<b>Securing Stitches</b>	Program 2 - 6 securing stitches; easily change as needed according to your project and weight of thread used. On the table model, the foot control back-kick can be programmed with securing stitches.
<b>Hopper Mechanism</b>	For free-motion stitching, the hopper mechanism ensures the needle and presser foot are working together to form beautiful stitches preventing "flagging" that can cause skipped stitches.
<b>User Profile</b>	There are five user profiles—one with factory settings and four programmable profiles. Once the perfect balance of thread tension, idle speed and running speed are determined for a project, store up to four settings and retrieve with just two clicks.
<b>Presser Foot System</b>	Compatible with the full range of patented full-shank BERNINA Free-motion Presser Feet.
<b>Machine Needle System</b>	Compatible with domestic machine needles (130/705 system), these flat-back needles are easy to insert with correct positioning.
<b>Twin Needle Stitching</b>	Compatible with twin needle, up to 4.0 mm spacing, create unique designs with two rows of parallel stitching. Use with optional twin-needle stitch plate.

**TABLE FEATURES and BENEFITS**

<b>Koala Table for BERNINA</b>	Designed to elegantly handle the speed and weight of the Q 20 for optimal performance with style, form meets function in this premium crafted table.
<b>Table Size Basic (depth x width)</b>	<b>.91 x 1.15 m (approx. 36" x 45")</b> - The generous space supports a wide variety of projects with ease.
<b>Table Size Expanded (depth x width)</b>	<b>.91 x 1.96 m (approx. 36" x 77")</b> - Need more space; the table readily expands to support larger projects.
<b>Table Height</b>	<b>.75 m (approx. 30")</b> - This standard table height accommodates a variety of task chairs for a custom fit.
<b>Generous Storage Space</b>	Keep your tools and accessories organized and at hand for quick retrieval.

**SEWING FUNCTIONS - TABLE MODEL**

	Home		Sewing Menu		Programmable Function - Securing		Regulated Stitch Mode 1 - Selected SPI + Idle Speed
	Upper Thread Tension		Setup Program		Programmable Function - Presser Foot Up/Down		Regulated Stitch Mode 2 - Move Machine to Stitch
	Presser Foot Position Up/Down		Eco		Programmable Function - Needle Stop Up/Down		Regulated Stitch Mode 3 - Basting
	User Profile		Tutorial		Needle Stop Up/Down - Permanent		Non-regulated Stitch Mode
	Bobbin Thread Filling		Calculator		Reset		Confirm Adjusted Settings
	BERNINA Stitch Regulator		Stitch Counter		Delete		Cancel Adjusted Settings
		 Process Navigation   Close Window		 Help		 Information	

# BERNINA Q 16 with Table

## Accessories

**1 BERNINA Sit-down Table****1 Presser Feet:**

- Darning Foot #9

**Additional Accessories:**

- User Manual
- Accessory Box
- Programmable Foot Control
- Thread Lubricating Unit
- Silicone Oil
- 2 Thread Discs
- 6 Bobbins (total)
- 2 Cone Holders

- Oiler
- Lint Brush
- Seam Ripper
- Large White Spool Net
- 1 pkg. Asst. Needles
- Manual Threader
- Small Screwdriver
- Torx Screwdriver T6
- Torx Screwdriver T25
- Microfiber Cleaning Cloth
- Bobbin Thread Tension Gauge

**WARRANTY****BERNINA Q 20**

- 5 Years Mechanical or 200 million stitches
- 2 Years Electrical or 200 million stitches
- 2 Years Electronic or 200 million stitches

**BERNINA Sit-down Table**

- 5 Years Mechanical (excludes normal wear and tear)