

# Lacy Girly Scarf


- 1/3 yard 60" wide rayon or light weight cotton
- 4 yards lace trim
- Thread to match lace

STEP 1 Tape pattern pieces together where indicated.  
Place pattern on fold and cut 1.


STEP 2 Serge or zig-zag raw edges of scarf.

STEP 3 On curved side of scarf.  
Place lace on top of fabric edge overlapping about 1/4".  
Sew from end to end with matching thread.


STEP 4 On straight edge of scarf.  
Extend lace about 9" on each end of the scarf and sew down with matching thread.



STEP 3



STEP 4





[www.pacificfabrics.com](http://www.pacificfabrics.com)

Join Together Here

Join Together Here