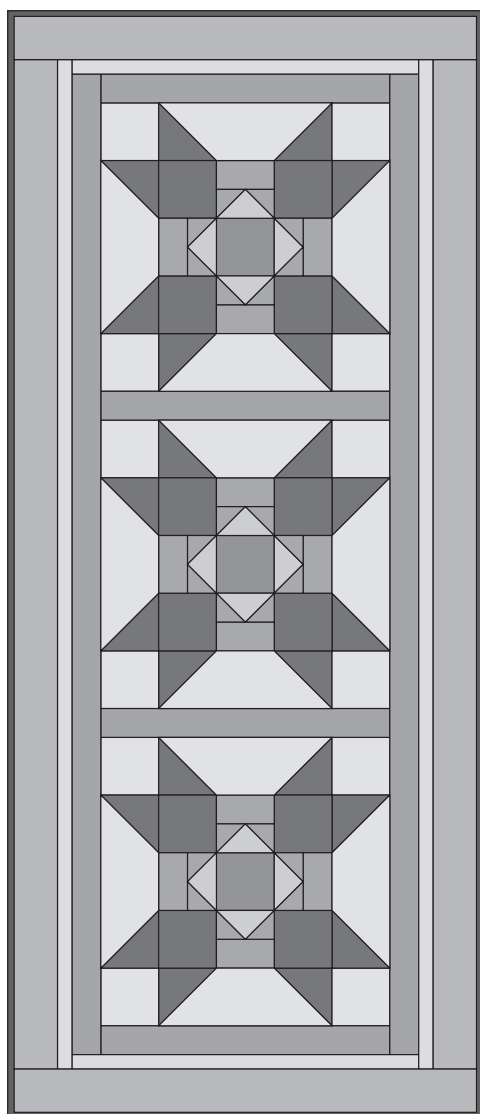




Pine Needles

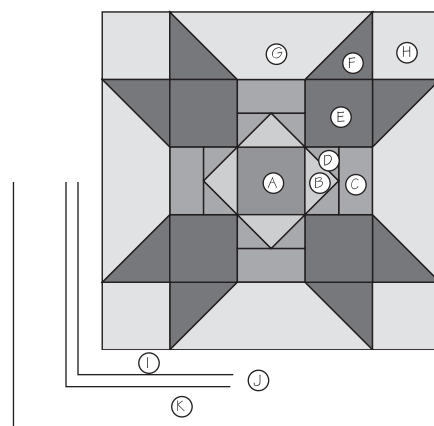
Fine Fabrics • Quilting • Needlework



Approximate size: 18" by 40"

GATHER TOGETHER

"Gather Together" is a simple table runner for all your family holiday gatherings! Make a few extra and send them home with your guests! Hospitality for all!



Fabric requirements

(work from center outwards and refer to diagram above)

- Fabric 1, Piece A — scraps (or a piece at least 6" x 6")
- Fabric 2, Piece B & Border J — 1/4 yard
- Fabric 3, Piece C & D and Border K — 1/2 yard
- Fabric 4, Piece E & F — 1/4 yard
- Fabric 5, Piece G & H — 1/4 yard
- Fabric 6, Border/sashing I — 1/4 yard
- Backing — 5/8 yard
- Binding — 1/2 yard

Cut

- Fabric 1, Piece A — cut three squares 2-1/2" x 2-1/2"
- Fabric 2, Piece B — cut 12 rectangles 2-1/2" x 1-1/2"
- Fabric 2, Border J — cut three strips 1" by the width of fabric
- Fabric 3, Piece C — cut 12 rectangles 2-1/2" x 1-1/2"
- Fabric 3, Piece D — cut 24 squares 1-1/2" x 1-1/2"
- Fabric 3, Border K — cut three strips 2-3/4" by the width of fabric
- Fabric 4, Piece E — cut 12 squares 2-1/2" x 2-1/2"
- Fabric 4, Piece F — cut 24 squares 2-1/2" x 2-1/2"
- Fabric 5, Piece G — cut 12 rectangles 6-1/2" x 2-1/2"
- Fabric 5, Piece H — cut 12 squares 2-1/2" x 2-1/2"
- Fabric 6, Border/sashing I — cut four strips 1-1/2" by width of fabric

diagram 1

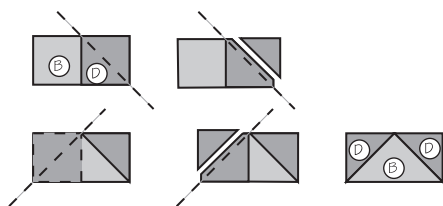


diagram 2

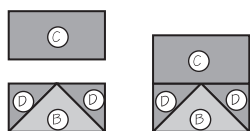


diagram 3

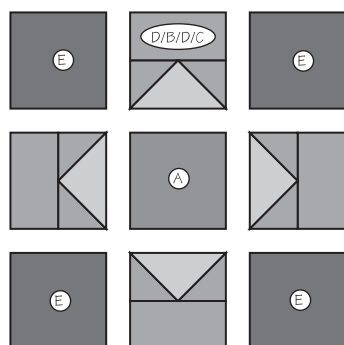


diagram 4

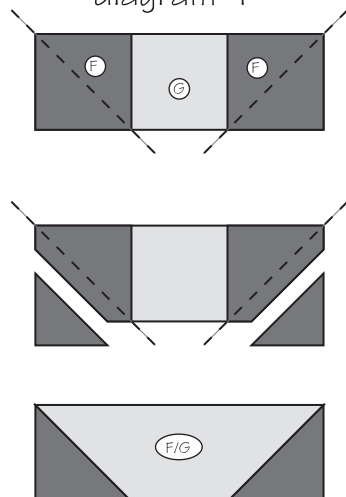
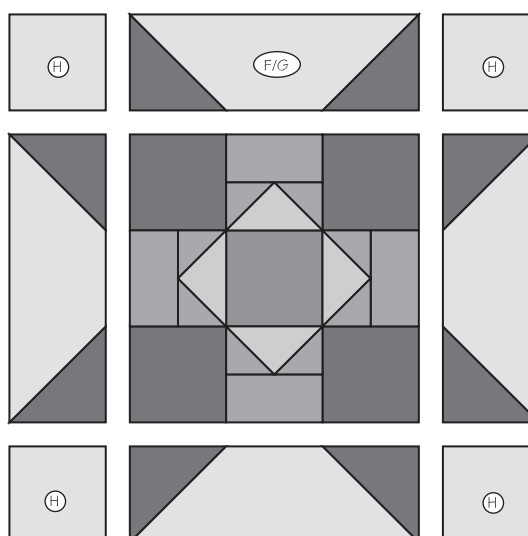


diagram 5



Construction — All seams are 1/4 inch

1. On the diagonal, sew one of piece D to piece B. See diagram 1. Trim seam and press corner open. Repeat on opposite end of piece B. Make 12 of unit D/B/D.
2. Sew one unit D/B/D to one piece C. See diagram 2. Make 12 of unit D/B/D/C.
3. Sew unit D/B/D/C to pieces A and E. See diagram 3. Make three block centers.
4. On the diagonal, sew one of piece F to piece G. See diagram 4. Trim seam and press corner open. Repeat on opposite end of piece G. Make 12 of unit F/G.
5. Sew unit F/G and piece H to block center. See diagram 5. Make three complete blocks. Blocks should measure 10-1/2" x 10-1/2" unfinished, (10" x 10" finished).
6. Sew border/sashing (I) between the three blocks. Trim to fit blocks. Sew border (I) to tablerunner. Trim ends to fit.
7. Sew border (J) to tablerunner. Trim ends to fit.
8. Sew border (K) to tablerunner. Trim ends to fit.
9. Baste, quilt, bind and enjoy!