

FREE PATTERN

SMALL CONFETTI 33" X 45"



Raid your stash and start cutting 3½" wide strips. You'll have enough to make this quilt up in no time.

Makes a quick and scrappy baby quilt!

© 2011 Seattle Quilt Company. All Rights Reserved. Limited reproduction rights may be granted.

Fabric Requirements:

| | |
|-------------------|-----------------------------------|
| FEATURE PRINTS: | 1 1/2 to 2 yards assorted fabrics |
| BACKING (PIECED): | 1 3/8 yd |
| WADDING: | 39" X 51" |
| BINDING: | 1/2 yd |

SEATTLE QUILT COMPANY

Tel: (281) 394-0438

Email: lisa@seattlequiltcompany.com

www.seattlequiltcompany.com

FSQC-SC1



SMALL CONFETTI

All seams are 1/4". Press seams as indicated.

Cutting Instructions:

FROM THE ASSORTED FEATURE PRINTS:

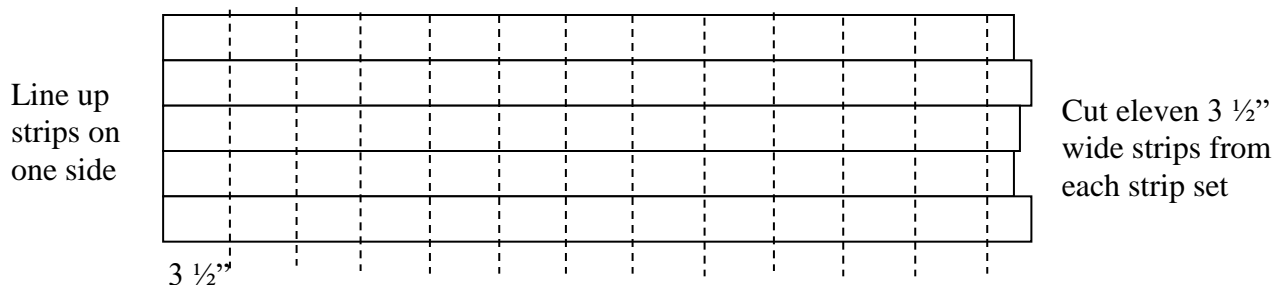
- Cut a total of fifteen strips, $3\frac{1}{2}$ " x width of fabric.

FROM THE BINDING FABRIC:

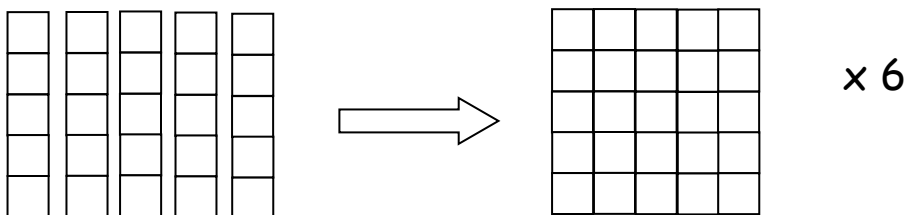
- Cut five strips $2\frac{1}{2}$ " x width of fabric.

Sewing Instructions:

Sew five strips together and cut into $3\frac{1}{2}$ " slices. Repeat two times with remaining strips.




Sew five slices together to form a 25-patch block. Make six, 25-patch blocks.



SMALL CONFETTI

Set quilt together two blocks across and three blocks down. Take three remaining $3\frac{1}{2}$ " slices and add one to the end of each row.



Finished dimensions are approx. 33" x 45".

Layer and quilt.

Join the binding strips end to end and attach to quilt using your preferred method.

Enjoy!