

Meeting Place
Harmon Senior Center
65th and Summitview
Yakima, WA

First and Third Wednesday of the
Month September through June
(except Jul, Aug & Dec.)

All skill levels welcome
Bring a project to work
on
Show and tell each
meeting

YVQG COMMITTEE CHAIRS

NEWS LETTER

Zella West
Mzjwest@charter.net

2019 QUILT SHOW CHAIR

Deb Funkhouser, 509-697-3980
Diane Poulin, 509-969-7800
Renee Miles, 509-930-9612

RETREAT

Connie Bowman, 509-949-3045

PROGRAMS

Kathy Winters, 509-576-3908

LECTURE WORKSHOPS

Ginger Marshall, 509-969-7261

LOTTO BLOCK

Sasha Anzures, 509-307-4900

SHOW AND TELL HOST

Connie Bowman, 509-949-3045

SUNSHINE

Carol Rhoades, 509-249-27555

BIRTHDAYS

Alexis Sweeza

COMFORT QUILTS

Ann Wyant-808 295-0913

MEMBERSHIP

Linda Murray

CHRISTMAS PARTY

Kathleen Smith

WEBSITE

Diane Poulin, 509-969-7800

SECRET SISTER

Lynn Langley

COOKIE COORDINATOR

Susan Schell

GUILD PUBLICITY

Karla Griffin 509-966-8824

RAFFLE QUILT CHAIR

Kathy Christian

PARLIAMENTARIAN

Tess Miller 509 426-8483



Piece Talk

Yakima Valley Quilters' Guild
P.O. Box 2813
Yakima, WA 98907

www.yakimavalleyquiltersguild.org

Feb, 2019

Volume 19, Issue

Page 1

President: Renee Miles, 509-930-9612
Vice President: Sasha Anzures, 509-307-4900
Secretary: Ann Wyant, 808-295-0913
Treasurer: Lisa Stevens, 509-930-7740

MISSION STATEMENT: The purpose of this organization is to preserve and continue the traditions, culture and history of quilting; to promote fellowship among interested persons in all aspects of quilting; to contribute to the knowledge of and to promote the appreciation of fine quilts; to sponsor and support quilting activities through charity; to encourage quilt making and collecting; and to contribute to the growth of knowledge of quilting techniques, textiles, patterns and quilt makers through educational meetings and travel.

President's Letter: Renee's Snippets

Quilts In The City 2019

Even though our quilt show is less than 75 days away there is still so much to do. Consider volunteering for at least 4 hours during the show. If you work 4 hours at the Quilt Show—you will receive free admission! Here are some of the committees that will need helpers. You can also contact yvqg2015@gmail.com and just let us know you are willing to help.

Quilt drop off and pick up, Renee Miles: grandmanay2@gmail.com

Quilt Show set up, Deb Funkhouser: tfunkhouser@fairpoint.net

Decorations and admission, Kathy Christian: kjgechristian@gmail.com

Hostesses, Lois Dean: lizzdean@hotmail.com

Quilters Boutique, Linny Cummings: linny4884@aol.com

Quilt registration, Lisa Stevens: tnlstevens@icloud.com

Guild Display, Carolyn Christensen: clc6@charter.net

Quilting 101, Paula Brooks: paula.brooks@live.com

March 20, program night, will be focused on the quilt show. Some of the committee chairs will be giving a brief run down of what it is they do and how you can help them. Kathy Winters is our program chair and she has included a note about the March program night in this newsletter.

Happy quilting and I hope to see you soon.

Inspire, Create, Educate and Motivate
Renee Miles,

You can email me at yvqgagenda@gmail.com or call 509-930-9612

March Calendar of Events

March 6th

Summitview Country Estates
101 N 48th Avenue

Board meeting at 5:30 pm

General meeting at 7:00 pm

Lotto block due, Secret Sister gifts due

March birthdays, Show & Tell



March 13-17th

Guild Retreat Camp Dudley

Register with Connie Bowman

rcbowman@charter.net

March 20th

Guild Meeting at 7:00 pm

Brief announcements, Show & Tell

Program Night

~Learn how to:

*make flanged binding

*make labels

*make hanging sleeves

*and MORE project stations

Quilt Show Information,

Lisa Stevens will be ready to assist anyone
needing help with registering their quilt.

Volunteer sign up

** See article on page 4 for more details!

Vendors, Vendors, Vendors

Such an important part of a quilt show!

Greeting Members!

We have some exciting new vendors this year: Milk Bottle Quilts, Quilting Lessons, Glenda the Good Stitch, Crazy Quilt Gals (or they returning?), Experience Quilts and Purple Door Fabric. Returning vendors include Quilter's Café, Threadmonger, Carriage Country Quilts, Ewok's Eversharp, B&C Sewing, Martelli Enterprises and Outlaw Creations. Others have indicated their plans to attend but have not yet registered.

The quilt show vendors finance the quilt show space at the Convention Center. It is important that they do well financially and enjoy the experience or they will not return in future years. They go to considerable work and expense to attend our quilt show. We need to help them have an enjoyable experience. They attend other quilt shows around the area and we want them to report favorably on our quilt show.

If any of you are interested in taking over the Vendor Committee please speak with Nancy or myself as we will be stepping down after this show. It's a fun and rewarding committee; one where you get to meet and make friends with so many of the people that you will see at most of the shows you go to. Now is a good time to get on board so that you can work with us through this show and will have a step-up (so to speak) when you take over for 2021.

Diane Poulin and Nancy Ramsey
Vendor Committee



Ok, I confess. I had to do some research on these vendors that are going to be at our show in May. Seriously, how can you NOT google Glenda the Good Stitch or Crazy Quilt Gals or Threadmonger? Such creativity. And, tonight I learned a new tool—how to post hyperlinks in the newsletter. (Think old dog, new tricks.) So if all of this magic computer stuff works, you too can click the link below and get some pre-scoop info on our vendors!!! Click away ladies! (PS—if this doesn't work, please don't tell me, I'm so excited thinking I got it right!)

Milk Bottle Quilts <https://www.milkbottlequiltco.com/>

Glenda the Good Stitch <https://www.sewfitacademyonline.com/pages/meet-glenda-the-good-stitch>

Crazy Quilt Gals <https://crazy-quilt-gals.myshopify.com/>

Experience Quilts <https://www.experiencequilts.com/>

Purple Door Fabric <https://www.purpledoorfabric.com/>

The Quilter's Café <http://www.thequilterscafe.us/>

Threadmonger <http://threadmongers.blogspot.com/>

Carriage County Quilts <https://www.carriagecountryquilts.com/>

Ewok's Eversharp **Address:** 2808 Cascade Ridge, East Wenatchee, WA 98802 **Phone:** (509) 886-4645

B&C Sewing <http://www.bandcsewing.com/>

HOSTESSES!

Where do you get inspiration for future quilts? If you're like me, one of the best places to get ideas is to see the works of your fellow quilters. Sometimes, those quilts inspire, sometimes they make you envious, sometimes they're the ultimate artistic joy. Regardless of your reason for going, we all love quilt shows. Once, years ago, I thought I'd go just for the shopping ... then it was the learning (okay, shopping happened when I learned how to use a new ruler) then it was the awe of the amazing talents we have here in this valley and questions: How did she fit those seams together? Where did they find the fabrics? When did he find the time? Oh so many ideas!

It takes many hands and many hours to share our hard work with others. **WE NEED YOU!**

Quilt take in happens Wednesday May 15th 5 ladies at a time 9am-6pm

Set up and hanging the quilts happens Thursday May 16th 6 or more at a time PLUS all the men we can get. These folks are setting up from 7am until all is done.

We will have up to 4 at a time selling admissions and raffle tickets Friday May 17th and Saturday May 18th and another 4 working the Quilter's Boutique at the same time. Inside the show area there are 6 door guards (no one is "accidentally" taking home your quilt), 2 to supervise the guild display, and 2 to give breaks around the show, all day, both days. At 5pm Saturday, we will need SIXTY folks to take quilts down, ensure they are returned to their respective owners, and clear the room.

Whew! That's a LOT of hands. But we do it and have for many, many shows. Please be thinking about where you fit in. Better still, call or email and I'll get your name down in your favorite slot before everyone else has a chance on March 20th.

Only FOUR hours of your time, covers your admission to the show both days.


Lois Dean, Hostess co-chair (509-833-7362 or lizzdean@hotmail.com)



QUILTER'S BOUTIQUE!

We are still gathering items for the Quilter's Boutique. We would like to have everyone bring their items to the program meeting the third week of April (April 17th). We have two large totes left to fill with items and would like to see them both full! We all need to make an effort to contribute articles as this is a big money maker for the Guild. We thank everyone who has contributed and are looking forward to more items to come!

If any questions, please contact Jeanne @ dghowerton2@aol.com



Use up some of that stash and make some wonderful items for the Quilter's Boutique ~
Then you can buy MORE fabric!!!



QUILT SHOW FLOWERS & T-SHIRTS

Flowers

Every year the guild buys flowers, such as hanging baskets, single plants, and planters from an FFA group. Guild members purchase them before the show and we use them to decorate at the show. A price list and list of items for sale will be available at the next meeting. The guild does not make any profit from this project, all proceeds go to the FFA.

T-shirts

It has been our practice in the past to purchase new T-shirts the year of the show. We buy them from Designs LTD. She has our logo set up so we don't have to pay for that each time and we have had good luck with the shirts and the prices are reasonable. Over the years we have had several colors, sometimes they were all the same and other times they were multiple colors. Purchase is not mandatory and you can wear a shirt from another year if you desire. We have also had multiple styles. Pictures of the possibilities for this year and prices will be available at the next meeting.

Questions? Talk to Kathy Christian at kjgechristian@gmail.com



WELCOME TO NEW MEMBERS

We have welcomed several new members since the beginning of the year. Keep a look out for them and say hello, so they feel more included in the Guild. The new members are:

Colleen Kindelspire, retired in 2017 and loves blues.

Sally Kobli, retired, and lives in Tieton.

Carolyn Castino, she also loves blues, and lives in Terrace Heights

Charlene Fitzgerald, friends with Paula

Irma Guzman, likes to make bed size quilts, loves all colors.

Debi Brown, came to see Eddie Walker and joined the guild.

Melani Cole, also came to see Eddie Walker and joined the guild.

Please help incorporate these new members into our wonderful Yakima Valley Quilters Guild.





It takes many hands (and MANY hours) to put on a quilt show! Attend the March program meeting (March 20th) to learn how YOU can help out with the show. Don't worry if you've never done this before ~ it's easy and, like Uncle Sam, we need you! **SIGN UP TODAY AND HELP MAKE QUILTS IN THE CITY 2019 A SUCCESS!**

Quilter's Challenge:

Sign up for at least two ~ four hour blocks of time to help make the 2019 Quilt Show a success. Meet new people, say hello to old friends and see some beautiful quilts! Sign up today!



Our March 20th program will focus on everyone gearing up for the Quilt Show. May 15th ~ 17th is just around the corner and time goes so quickly! *We all need to*

start getting ready! We will feature demos and stations for you to visit regarding finishing of your quilt for the show. Items of interest will be the making of sleeves, labels, bindings as well as computer help with registering your quilt. Bring your finished name tag and we will have crystals available for embellishing and magnet clasps for attaching to your shirt. There will be a discussion about, and signs up for, all the various quilt volunteers to make the show even possible. In addition, we will have the opportunity to order new shirts and aprons as well as flower baskets. Please remember that these items need to be paid for at the time of ordering. This will be an important and informative meeting. Please mark your calendars and plan to attend! Our success depends upon your participation. **See you there!** By Kathy Winters



A Safety Tip from Ginger:

"Keep your rotary blades closed and your Band-Aids closer!!"

Meet Eddie Walker



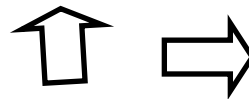

Trunk Show and Pickle Dish Class February 20 & 21st

The Guild welcomed Eddie Walker Wednesday evening for a potluck, trunk show, a little humor and a discussion about UFO's. This was my first time meeting Eddie and by the end of the evening, I was sorry I was going to miss the class the next day. Her fun and bright personality really made the evening. Eddie is from Walla Walla and has been a quilt teacher for the past 16 years. Her joy is taking patterns and making things easier. Eddie talked about her UFO stash (all in various parts and pieces) and about how she and her husband Ken have begun the trek of "thinning out" their home; thinking of downsizing. Now Ken sounds like quite the husband. You see he offered to help her straighten up her sewing room, BUT had strict orders NOT to throw anything away. And, Ken helps Eddie bind, iron and actually hands her pieces to sew together! (Now ladies, I don't know about you, but my husband is ALLERGIC to my sewing room!) Eddie has watched Marie Kondo who is the Queen of tidying up ~ and Marie says to only keeping those things that bring you a spark of joy. This show changed how Eddie looks at her UFO/stash. Eddie says that we quilt because we love it and if we have a UFO or some fabric that we don't love, then change directions! Give that UFO/fabric away to someone else who might love it and do something with it. She had a jelly roll and started to make a quilt block that wasn't really pretty. So, she took that jelly roll and turned it into a very cute jelly roll rug. Change directions! Quilting should bring joy!

Trunk show photos:



More Trunk Show Quilts! By Eddie Walker



Remember the story of the jelly roll block that just wasn't working? Well here's the proof! Photo in the middle is the block, and the photo on the right is the jelly roll rug!

**HELPFUL
HINT!**

Eddie Walker was talking about the 100% wool pressing mats. She suggested going to carpet store and asking for a wool carpet pad. Same thing as a wool pressing pad. If you ask for a remnant its only a dollar or two for a 18 inch square and its the same thing!



Pickle Dish Class

The Eddie Walker class was sew much fun! Eleven quilters enjoyed the Pickle Dish quilt class taught by Eddie Walker on Feb 21st. Eddie is such a delightful teacher, breaking down the block into easy, simplified steps for piecing this complicated looking quilt. In addition to teaching how to make the pickle dish quilt, Eddie also explain how to use the ten degree ruler to make other quilts including the Wedding Ring & "single girl" quilts.

The Harman Center venue was wonderful, staff so helpful with set up. The full wall windows let in plenty of natural light, & the fold out wall was perfect for use as a design wall.



Pickle Dish!



Who knew pickle dishes could be so much FUN??





June 20, 2019: Anna Joyce
 "Hand Dying Workshop"

Thursday June 20th -- 9am-noon, est \$65
 All materials are included in class fee,
 Each student will be supplied 2 yds of fabric

Registration opens March 1st, 2019

Class size limited to 30! REGISTER TODAY!

REGISTRATION:

Name: _____ Phone: _____

Address: _____ E-Mail: _____

City, State, Zip: _____

Make check payable to Yakima Valley Quilters' Guild,

Mail registration form w/payment to 314 N 46th Ave, Yakima, WA 98908

Questions?: contact Ginger Marshall virginger@yahoo.com, 509-731-3525.

Please NOTE: Your place in class will be held only upon receipt of payment; also, we are unable to refund fees within 2 weeks of class. You are welcome to sell your place to another quilter, if unable to attend.



Anna Joyce is an artist, designer and author based in Portland, OR. Check out her web page below (beautiful stuff!!) or follow her on Instagram!

<http://annajoycedesign.com/about>





Quilts In The City QUILT REGISTRATION FORM

2019 Yakima Valley Quilters' Guild QUILT SHOW
Yakima Valley Convention Center
10 N. 8th Street, Yakima, WA 98901
MAY 17-18, 2019

Please fill out **ONE** form for each quilt you are entering. Entries are taken on a first come first served basis. Please register your quilts as early as possible so that our team will have ample time to plan the show display. You may copy this form for as many quilts as you are entering. Online registration is preferred but if you don't have access to a computer, please send your registration form(s) to: **Lisa Stevens 3216 Fruitvale Blvd, Ste. A, Yakima, WA 98902**

Online registration will open February 16th, 2019 and close April 15th, 2019
at <http://www.yakimavalleyquiltersguild.org>

PLEASE PRINT EXACTLY AS IT WILL APPEAR ON YOUR QUILT DISPLAY CARD

Name _____ Phone _____
Address _____ email _____
Name of Quilt _____ Size _____ (width) X _____ (length)
Owner _____ Pattern/Designer _____
Pieced by _____ Quilted by _____

Please write a **brief** paragraph of what you'd like us to print about your quilt on it's show display card. _____

Is this quilt to be hung in the Main Show area? _____ Yes _____ No
Is this quilt to be hung with a Friendship group? _____ Yes _____ No
If yes, please give the name of group: _____
Is this quilt to be hung in the Guild projects display? _____ Yes _____ No
Is this quilt to be hung with the Black & White Challenge? _____ Yes _____ No
Is this piece hand quilted? _____ Yes _____ No

Every precaution to present and safeguard your quilt will be taken. However, the undersigned agrees that he/she will not hold the Yakima Valley Quilters' Guild or any of its volunteers responsible for any loss or damage incurred to any item exhibited in the show. Check with your homeowners insurance for coverage of your entries while displayed

Deliver quilts to Yakima Convention Center Wednesday, May 15th, 10:00 am to 6:00 pm
Pick up quilts at Yakima Convention Center Saturday, May 18th, 6:00 pm to 7:00 pm

Signature _____ Date _____

Thank you to those who filled out the questionnaire at the last meeting. Here are the results!!



my Guild because:

I just love to sew and make friends too! People are nice and kind.

I can learn a lot about quilting.

I get to be excited about sewing with other people who love to sew as well. Show and Tell is AWESOME!!

I can make connections with other quilters, learn new techniques, quilt retreats trips and sew-alongs!

Of the time I can spend with others who LOVE to quilt. I also like to hear how they do certain sewing parts

I love getting to know others who love quilting.

There are so many nice people coming these days. The new members a breath of fresh air!

Gaining inspiration for new projects and making new friends!

I love to quilt and I love to be with people who love the same thing!

They are very helpful and informative; wonderful committees. This group is very fun this year. Greeters are **AWESOME!!**



I Wish...

my Guild would:

Have more potlucks!!

Have a time to bring quilting problems to the group for information.

Have a mentoring program for new members and novice quilters.

Play more games!!

Have more sew days ~ expand show and tell ~ Less business

Offer scholarships for the workshops ~ be more welcoming.

Have more teaching ~ how to make things ~ activity nights.

ALWAYS BE KIND AND HELPFUL!

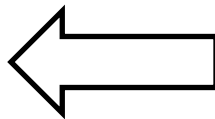
Have scholarships for classes and retreats!

QUILTER'S UNIVERSITY!

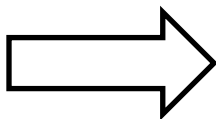
Quilter's University welcomed three new students during the month of February! Tara, Gloria and Irma learned about their machine, quilting tools and with a review of color theory, they picked out their fabrics for their table runners. There were lots of laughs and lots of learning. They will be finishing their table runners during the second class on March 2nd.



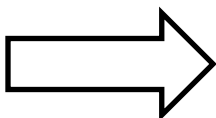
Paula, I think that's a little bit bigger than a 1/4" seam!!



Paula is describing how to use the ruler—and some are definitely easier to use than others!



Irma is showing us how to rotary cut! Cutting is always a little scary for the first time.



Interested in helping others learn how to quilt? Volunteer to help with Quilter's University. We teach from a great textbook and I always learn something. It is so wonderful to help introduce others to quilting. Please contact Paula Brooks for more information at:

Paulacameronbrooks@gmail.com



BLACK, WHITE AND A TOUCH OF COLOR

Join the 2019 Quilt Show Challenge by creating a piece that is no larger than 20" x 20". Use black and white with just a touch of **color**. Your piece must be entered like any other quilt for the show. Start now and you'll have it done before April 15th—the deadline to sign up for the Show! For more details, check out:

Yakimavalleyquiltersguild.org

Have you started your black, white and a touch of color yet? It's not to late! It's a small quilt, just 20x20, so let your imagination run WILD. Well, not you Bertha—last time you let your imagination run wild you were arrested! And besides, we're now out of bail money!

*take time
to make
your soul
happy*

Be kind, for everyone you
meet is fighting a hard battle.

Philo

~ Coming in June of 2019 ~

A committee will be formed to create the NEXT spectacular Raffle Quilt for 2021! Have some ideas? Know some GREAT quilt patterns? This committee and quilt is so important because all funds raised by selling raffle tickets for this quilt are donated to 'Ohana Mammography services. Step up and volunteer to be Chair of this committee! Contact Renee At YVQGagenda@gmail.com





CLAM CHOWDER by Linda Lortie

8-10 strips bacon—divided

2 Tbsp butter

2 chopped celery stalks

1 leek—chopped

1 onion chopped garlic

cloves—minced

4 potatoes cubed

1 Cup broth

1 bottle clam juice

2 tsp thyme

1/3 Cup flour

2 Cups 1/2 and 1/2

3 Cups clams, drained and chopped

Bay leaf

Chives for garnish

Salt and pepper to taste

Tri-City Quilter's Guild Quilt Show
"Quilts Out West"

Friday, March 29th ~ 10 am—6 pm

Saturday, March 30th ~ 10am—5 pm

Location: Three Rivers Convention Center, 7016
W. Grandridge Blvd., Kennewick, WA

Naches Heights Creative Quilting

Tina Bolin

610 Shannon Road
Yakima, WA 98908

(509)930-0344

nachesheightscreativequilting.com

Tina@nachesheightscreativequilting.com

Carol's Quilting

Specializing in Edge2Edge quilting

Carol Raschko

Cell(509)949-5006

Studio(509)697-3342

carolsquiltingbarn@gmail.com

Sewing, Quilting, &
Embroidery Specialists

Baby Lock * Janome * Juki

Rob Pottenger, Owner

509-453-8301

613 W. Yakima Ave Yakima, WA 98902

www.yakimasews.comLink to B&C Sewing classes: <http://www.bandcsewing.com/classes/>

Other Quilting Events



"COLOR DANCE IN FABRIC & THREAD"

MARCH 15-17, 2019

EVERGREEN STATE FAIRGROUNDS IN MONROE, WA

Quilts, fabrics, and other quilt-related goods will be available for purchase from the vendors in our merchant mall. Free demonstrations of various quilt-making techniques will be offered throughout each day.

Admission is \$9 ~ parking is free!

Hours:

Friday, March 15th: 10:00 AM - 5:00 PM

Saturday, March 16th: 10:00 AM - 5:00 PM

Sunday, March 17th: 10:00 AM - 4:00 PM



39th Annual Quilt Show

Latah County Fairgrounds, Moscow, Idaho

April 2019 (Saturday) 10:00 am- 5:00 pm

April 2019 (Sunday) 10pm-4pm

More than 200 quilts, vendors, and refreshments

Admission: Adults \$5.00, Seniors and Children Under 10 \$3.00

Group discounts available, contact Debbie Goetz at grammygoetz@frontier.com

The big event for all Palouse Patchers is the annual Quilt Show held in April. The show has been an annual event since 1981 and just gets better every year. A beautiful raffle quilt is made each year and tickets are sold at the fair and up to the end of the show. The raffle quilt is displayed at local businesses and the quilt show. The lucky winner is drawn near the end of the show. Proceeds from the show help fund our educational events and are also dispersed to a variety of community organizations with the approval of the membership.

Carriage Country Quilts First Annual
Quilting Retreat
April 8-11, 2019
Camp Burton, Vashon Island

DEBBIE BUSBY
WILL BE TEACHING
A WOOL CLASS!

Fee: \$399
Fee includes meals (Monday dinner-Thursdays breakfast),
lodging, a wool kit and class with Debbie Busby of Wooden
Spool Designs!

TO SIGN UP:
\$200 DEPOSIT IS DUE TO SIGN UP. THE
REMAINDER WILL BE DUE MARCH 15.

VISIT WWW.CARRIAGECOUNTRYQUILTS.COM/RETREAT
FOR MORE DETAILS! CALL THE SHOP
AT 206-878-9414 TO SIGN UP!

Advice for Beginning Quilters

*Find a quilting mentor! Whether family, friend, or someone you just met at Guild, there are always quilters happy to share their love of quilting with someone new.

*Watch videos Seeing a technique demonstrated is great help when you are learning. Even if you are familiar with a technique, there is always so much to learn from each other. Take time to grow your skill by watching experienced quilters. Check out YouTube videos; Missouri Star and Jordan Fabrics just to name a few.

*What is the beginner's ideal first project? 71% of quilter's said to keep it small and simple. Little projects offer big success for new quilters. 22% felt you should pick a project you love. 6% said you should make a quilt for yourself to start. You'll always remember where you began. For Quilting University students, we start with a table runner to learn important basic techniques.

*When starting out remember to keep a photo log of your journey. Some projects will be better than others, but take a photo to remember each quilt by.

*From AQSblog.com

Recipe



THAT'S IT! REALLY!!! This makes a GREAT hot dip that you can cook the night before and then put in the crock pot and heat up the next day. If you're really B.R.A.V.E. you can use the Rotel that is HOT!! For the potluck, I used the original Rotel which has a little bit of flavor. Just brown your sausage and break it up into small pieces, add the Rotel and cream cheese and you will have a wonderful dip to serve on chips or baked potatoes. I also find that just one of each is never enough dip, so I will double or triple the recipe ~ easy, peasy and tastes great!!



Be creative! Throw in some corn, or beans, or cheddar cheese! You can never have too many quick and easy recipes!!



Recipes

COZY AUTUMN WILD RICE SOUP

TOTAL TIME: 1 HOUR PREP TIME: 15 MINS COOK TIME: 45 MINS YIELD: 8 SERVINGS

INGREDIENTS:

- 6 cups vegetable stock (*or chicken stock*)
- 1 cup uncooked [wild rice](#)*
- 8 ounces baby bella mushrooms, sliced
- 4 cloves garlic, minced
- 2 medium carrots, diced
- 2 ribs celery, diced
- 1 large (*about 1 pound*) sweet potato, peeled and diced
- 1 small white onion, peeled and [diced](#)
- 1 bay leaf
- 1 1/2 tablespoon [Old Bay seasoning](#)
- 3 tablespoons butter
- 1/4 cup all-purpose flour
- 1 1/2 cups milk
- 2 large handfuls of kale, roughly chopped with thick stems removed
- Kosher salt and freshly-cracked black pepper



CROCK-POT (SLOW COOKER) METHOD:

Combine vegetable stock, wild rice, mushrooms, garlic, carrots, celery, sweet potato, onion, bay leaf and Old Bay seasoning in the bowl of a [large slow cooker](#). Stir briefly to combine.

1. Cook on high for 4 hours or on low for 8 hours, until the rice is cooked and tender.
2. Meanwhile, during those final 10 minutes of slow cooking, prepare your cream sauce on the stove. In a medium saucepan, cook the butter over medium-high heat until melted. Whisk in the flour until combined, and cook for 1 minute. Gradually add in the milk, and whisk until combined. Continue cooking, stirring frequently, until the mixture *nearly* comes to a simmer and has thickened. (It should be very thick.)
3. Add the cream sauce and kale to the soup, and stir gently until combined. Taste and season with salt and pepper (plus any extra Old Bay seasoning, if you would like) as needed.
Serve warm. Or transfer to sealed container(s) and refrigerate for up to 4 days.

FOR MORE COOKING OPTIONS (STOVE TOP OR INSTANT POT) GOOGLE COZY AUTUMN WILD RICE SOUP

Thanks to Lisa Stevens for the recipe!

LINK TO RECIPE:


<https://www.gimmesomeoven.com/cozy-autumn-wild-rice>

Photos

February 6th Meeting




Wonderful table decorations greeted us again at our February 6th Business Meeting. And, look what followed us in ~ a herd of elephants! One lucky winner, Cindy Fontaine won all of the blocks and she graciously shared half of the herd with Lisa Stephens. And, do you see our next block of the month up there? Its that ever-so-cute heart!! Make your today and bring to the March 6th meeting!



Our show and tell definitely had a theme. I guess those little elephants inspired more than just lotto blocks. Way to go Sasha!!




Photos



Some quilts were headed for donations in the community, some were works of art, some were for family members. Each in their own way, a work of beauty and love. Each Show and Tell is a wonderful surprise of work done by the ladies in the Guild. Let's be supportive of ALL who are brave enough to show their work.

Thanks for sharing!




Quilts are like our friends:

Some are free and easy
Some are very square
Some are complicated
Some are treasured forever
Some will be with us a short time
Some are simply a hot mess!
Some are beautiful works of art
Some give the best hugs
Some have sharp points
Some are warm and cuddly
Some are fluffy
Some are a little lopsided and
Some will make us smile!

Photos



Who doesn't LOVE a great quilt backing? Take those scraps and turn them into a quilt back! It's vibrant, fun and you can release your creative side!! Just keep sewing!



AMAZING!

DEADLINES FOR PIECE TALK INFORMATION

March 15 for April—June issue

June 15th for July—September issue

November 15th for October-December issue

E-mail Zella West—Mzjwest@charter.net

Have an idea for an article?

How about some super awesome tips?

Drop me an email and let's include them in the next *Piece Talk*!

Zella West ~ Mzjwest@charter.net

Sunshine Committee:

If anyone knows of a guild member who needs a little sunshine, due to illness or in sympathy, we can send them a card. Please let **Carol Rhoades** know at 509 249-2755.

www.yakimavalleyquiltersguild.org

**Yakima Valley Quilters Guild
PO Box 2813
Yakima WA 98907**