

Meeting Place
Harmon Senior Center
65th and Summitview
Yakima, WA

First and Third Wednesday of the
Month September through June
(except Jul, Aug & Dec.)

All skill levels welcome
Bring a project to work
on
Show and tell each
meeting



February 5th ~
5:30 pm - Board Meeting
7:00 pm - General Meeting
Final donation to Rod's House
Row Quilts are Due!

February 19th ~
5:30 pm - Program Early Start
Shading with crayon or pencil - will
be repeated at 7:00 pm
Learn about February
Pay It Forward

February 29th ~
Bus Trip to Sew Expo

March 4th ~
5:30 pm ~ Board Meeting
7:00 pm ~ General Meeting

March 18th ~
7:00 pm ~ General Meeting
Program Night

April 15th ~
7:00 pm Colleen Blackwood -
trunk show & lecture - FREE

April 16th ~
9:00 am - 4 pm
Colleen Blackwood class



Piece Talk

Yakima Valley Quilters' Guild
P.O. Box 2813
Yakima, WA 98907
www.yakimavalleyquiltersguild.org

Feb, 2020

Volume 20, Issue 1

Page 1

President: Nancy Raynor, 509-406-6186
Vice President: Vickie Ashlock 509-424-1124
Secretary: Ann Wyant, 808-295-0913
Treasurer: Deb Funkhouser, 509-697-3980

MISSION STATEMENT: The purpose of this organization is to preserve and continue the traditions, culture and history of quilting; to promote fellowship among interested persons in all aspects of quilting; to contribute to the knowledge of and to promote the appreciation of fine quilts; to sponsor and support quilting activities through charity; to encourage quilt making and collecting; and to contribute to the growth of knowledge of quilting techniques, textiles, patterns and quilt makers through educational meetings and travel.

Hello! Welcome to 2020 and all of the exciting things that the Guild will be doing this year!

First, I'd like to introduce our Pay It Forward Program. This is where other non-profits in our Valley will be nominated by Guild members and the Guild will support one different program each month. In January, Diane Poulin has stepped up to lead donations for Rod's House. This is a great community asset that serves homeless teens. Rod's House would love scarves, hats, blankets, smaller quilts, school supplies, personal hygiene supplies and any grab and go food. There are also opportunity to help make and serve meals at Rod's house. The Guild will be accepting donations through the February 5th meeting.

In February, our charity will be the Nic-U unit at the hospital. We would like to deliver many of the Nic-U hearts and small quilts for their use. The Nic-U hearts are simple flannel hearts that are sewn together and mothers use them when they breast feed. Then, when the babies are put in their incubators, the flannel goes with the baby so they are able to smell the mother's scent. It is comforting to the baby. The Guild will be providing pre-cut hearts that you can pick up, sew and return at the next Guild meeting. How easy! Don't have time for a quilt? No problem, do a heart. Thanks to Deb Funkhouser and Kathy Winters for taking on this charity.

Have a favorite charity in the community? Bring it to the next Guild meeting and maybe your charity will be chosen. Want to give your charity a boost in the selection process? Then volunteer to be the lead! You can do it!

Second, we still need a Chair of the Raffle Quilt. The quilt will be constructed this summer so that ticket sales can start this fall. This is a very fun position and you will have lots of help from all of the Guild members. You can always grab a friend and co-chair this extremely important Guild project. This project is the main fundraiser for the Guild; with monies raised going to O'Hana. There have already been a few suggestions; Christmas quilt, batik quilt or a patriotic quilt.

Finally, thank you to Shirley Walker who volunteered to lead the "Member Spotlight" where one or two members will be selected for recognition by the Guild for their work, their attitude or just plain being a nice person. Our first two recipients were chosen in January. Look for the article inside!

My wish for the Guild this year is to be a positive and uplifting group and to be better known in the community for our quilting and other work as well. Won't you join me in making a difference?

Nancy Raynor ~ 509-406-6186

P.S. I'm not much of an e-mail person, but would love to hear your voice. Please feel free to give me a call and chat!

Committee Happenings

YVQG COMMITTEE CHAIRS

Treasure Trunk

Taryn Lunyou ~ 50-945-6606

2021 QUILT SHOW CHAIR

Kathleen Smith, 509-965-2630

RETREAT

Connie Bowman, 509-949-3045

PROGRAMS

Michaela Hughes, 509-698-3827

LECTURE WORKSHOPS

Tina Bolin, 509-930-0344

Cheryl Miller, 509-969-2871

LOTTO BLOCK

Nancy Ramsey, 509-899-1623

SHOW AND TELL HOST

Connie Bowman, 509-949-3045

SUNSHINE

Sandy Russell, 509-698-2355

BIRTHDAYS

Karla Griffin 509-966-8824

COMFORT QUILTS

Ann Wyant-808 295-0913

MEMBERSHIP

Linda Murray, 509-969-2687

Diane Poulin, 509-969-7800

DOOR PRIZES

Lexi Sweezea

CHRISTMAS PARTY

Kathleen Smith, 509-965-2630

WEBSITE

Paula Hudon, 509-833-9129

SECRET SISTER

Position Open

COOKIE COORDINATOR

Linda Lortie, 509-949-6684

GUILD PUBLICITY

Karla Griffin 509-966-8824

RAFFLE QUILT CHAIR

You! Volunteer Now!

QUILTER'S UNIVERSITY

Paula Brooks, 509-945-5854

MEMBER SPOTLIGHT

Shirley Walker, 509-829-6506

QUILTS OF VALOR

Susan Schell, 509-379-4704

BUDDY BAGS

Paula Brooks, 509-945-5854

Refreshments:

Have a killer cookie recipe? Have a dessert you would like to try out? Sign up with **Linda Lortie** to bring refreshments for one of our meetings!



Quilts of Valor:

Ann Wyant will be bringing some red, white and blue fabrics from the Guild's stash for QOV blocks. Take some fabric, make a block, bring it back and all the blocks will be made into quilts for QOV donations. See **Susan Schell** for more information!



Row Quilts Are Due February 5th!

It is now time to show everyone your Summer Row Quilts! Be sure to bring them to the February 5th meeting!



As a Guild member, you are eligible to attend Quilter's University for FREE! This is a great class for beginner's or for anyone that wants to learn more about quilting and improve their skills. Be sure to give **Paula Brooks** a call to learn more!

Committee Openings:

Raffle Quilt Chair ~

This position reports directly to the Guild Board and is expected to attend Board meetings during your time this Committee is active. This Committee has a budget and working within the budget is important. You may want to appoint others to the committee to help find three (3) quilt patterns that can be presented to the members to vote on their favorite. The quilt is usually a queen sized quilt. You will also be responsible for the construction of the quilt, with help from the general membership. The quilt should be ready by Spring and tickets will go on sale at that time. This is a vital position for our Guild as the raffle quilt is the main fundraiser for O'hana. Please consider becoming Raffle Quilt Chair ~ or grab a friend and you can Co-Chair this project.

Secret Sister Chair ~

This position reports to the Board of the Guild, has a budget and is encouraged to attend the Board meetings at 5:30 pm the first Wednesday of the month. This committee is responsible for assisting Guild members that want to participate in Secret Sisters gifting and then implement the gifting during the Guild's business year. Methods may include changing up participants to allow inclusion of new members, a theme, using quilt blocks or fat quarters, or other ideas keeping with the wishes of the participants.

If you are interested in any of these positions, please contact Nancy Raynor at 509-406-6186 or nancyr@qwestoffice.net

Lectures and Workshop for 2021 ~2022

This position reports to the Board of the Guild, has a budget and is encouraged to attend the Board meetings at 5:30 pm the first Wednesday of the month. Lectures and workshops are usually held twice yearly in the Spring and in the Fall. A third workshop may be planned as schedule, interest and budget allows. Proposed presenters, dates, and costs will be communicated to the Executive Board for approval. Included is the responsibility of scheduling quilt teachers/presenters for the Program Night (third Wednesday) of either March or April and again in either September or October. Workshops are typically scheduled the following day and could be either one or two day classes.

For more information, see job descriptions!

Newsletter Assistant ~

This person will assist Zella by capturing names and description of quilts during show and tell and taking pictures at meetings and or events that she is not able to attend. Contact Zella directly at

Mzjwest@charter.net



Yakima Valley Quilters' Guild

Pay it Forward!

There have been times in our lives that we have all had a hand up in one form or another. So what if we Pay it Forward! as one of our Guild's charity commitments? The idea behind Pay it Forward! Is that we have a monthly charity or group that we donate to. Most are ones that we already work with but we have a couple of new ones to introduce. So let's start with January and Rod's House! <https://rodshouse.org/about>

It started with one girl...

In the winter of 2006, a young girl entered the non-profit agency For A Better Tomorrow. She requested rubber bands so that she could tie her pant legs out of the snow. She was 14 years old, pregnant and homeless. The father of her child had left town, her mother was institutionalized for drug use and her father was dying of cancer. After this incident, concerned community members, including Rod Bryant, came to a shocking realization; there were no services in Yakima to accommodate the unique needs of youth who are experiencing homelessness. Through the combined efforts of these individuals, donations from social service agencies and countless volunteer hours, Rod's House came into being.

Now, 10 years later, Rod's House has helped 1,500+ youth and young adults through the following programs...

Not every person wants to sew for every charity that we represent and donate to, so this will give you an opportunity to find the one you might be passionate about and want to give to. What we would be looking for in January are blankets, like the throws that Fred Meyers has on sale now for \$3.99. You can find them (sometimes) at WalMart as well for around the same price. There are socks, gloves on sale all over town, warm scarves, hand and foot warmers. These are homeless kids, on the street in the dead of winter. They need everything! In addition to the clothing, they need toiletries (unused), shampoo, soap, toothpaste, toothbrushes, warm winter items and how about throwing in a can or two of soup! There is a pantry there and the kids can take lunch bags when they leave for the day so Cup of Noodles, Mac & Cheese, snack items, cases of water or vitamin water and Styrofoam meal containers. There is such a huge need and remember that Rod's House is just a day facility, the kids are out at 6:00 pm.

Let me share a success story of one of Rod's kids. <https://www.onlyinyourstate.com/washington/cheese-zombies-in-wa/>

We will be announcing the schedule for the year in January so you can decide who or how many you want to help with! And...we could use a couple of volunteers for the committee too!

Bring your donations to both meetings in January and if you don't want to shop we will accept cash donations and shop for you! For more information contact Diane Poulin, 509 969-7800 or dianepoulin15@gmail.com.

Let's be a part of the solution!



KINDNESS
is
CONTAGIOUS

Focus on February ~ Pay It Forward

Hello quilters!

During the month of February we are focusing on our local NICU for our charitable giving. In addition to making a small quilt we can now make flannel "bonding" hearts! I have made up 18 kits to give out at our February 6th meeting. Each kit includes flannel squares to sew up a small, simple quilt, a flannel piece for the back and the batting. Also included is a pattern and flannel for making 1 or 2 bonding hearts. We have used up much of our donated flannel and it's a good feeling to see it go to such a worthy cause. These little quilts go together in less than a few hours so they are a perfect for everyone's busy schedules.

In addition we have created some "mini kits" to pass out. These include just the heart pattern with flannel. So please plan to take a kit home and make our charitable month, "Focus on February" successful!

We are thanking everyone in advance for supporting this worthy cause. **Kathy & Deb**

Here are some guidelines - And for those who want to make up their own:

100% cotton flannel for both top & back

Flannel makes a good batting too

Pre-washed non-scented detergent

Machine quilt - no tying or embellishments

Binding is optional - you can sandwich 3 layers and turn to top stitch and quilt.

Sizes 18 x 18" to 36 x 36"




Flannel bonding hearts have no batting

2-9" squares of flannel makes one heart

We have the heart template to share

Simple sew, turn, press and close technique



At the January meeting, a new program was created that will spotlight one or two members each month for their work with the Guild, their positive attitude or just being caught doing something nice at the meeting.

In January, the spotlight shined on Paula Hudon and Zella West.

Paula helped with the last quilt show and is currently the web master and parliamentarian for the Guild. Paula loves to quilt and has donated her beautiful quilts to different charities in the valley. She has an easy smile and will help where needed.

Zella has been a Guild member for a couple of years. She and Paula worked together on the last quilt show and Zella was actually the winner of a raffle quilt that Paula created for the American Cancer Society. (What's the chances of this?) Zella quilts and creates the newsletter in her spare time.

Zella and Paula each received a small gift from Nancy for their service.

Shirley Walker has volunteered to be the lead with this new program. Catch someone being nice? Did someone help you with technique or new tool? Let Shirley know and maybe they will be in our next Member Spotlight!

Coming in April

Yakima Valley Quilters Guild presents
Colleen Blackwood

Trunk show and lecture April 15, 2020 7pm at the Harmon Center

Class on her original pattern **Double or Nothing**

April 16, 2020 9am till 4 pm at the Harmon Center

Yakima WA 98908

Colleen has enjoyed quilting for over 40 years, and teaching classes for over 30 of those years. Traditional piecing is the backbone for most of her quilts, but the color and fabric placement can make a traditional block take on a new look. Fabric combinations are her favorite part of quilt designing.

Colleen lives in Pendleton Oregon with her husband, dogs, horses and a large garden. She has taught at the Sisters Quilters Affair in Sisters Oregon for nearly 20 years and offers classes throughout the Pacific Northwest as time allows.

Thursday April 16, Colleen will be teaching a class on her original design **Double or Nothing**.

Tradition takes a turn for a more contemporary look in this quilt.

Learn new ways to create some of the cuts needed in the blocks using a standard 6 x 12 ruler.

Each star can be made of an individual fabric, or the entire quilt can have a very planned color scheme

Some cutting and construction methods used are more advanced than beginner level in order to stretch everyone's skills

Class cost is \$40.00



Check out Colleen's website @ laughinglizzie.com for more of her quilt designs and poetry.

Name _____

Phone number _____ email address _____

To register fill this out and return with payment to Tina Bolin or Cheryl Miller. Make checks out to Yakima Valley Quilters Guild. Class fee \$40.00

Class requirements will be sent out later, after registration

Yakima Valley Quilters' Guild



Sewing & Stitchery e.x.p.o.

Saturday, February 29, 2020

\$60.00 per person and includes bus and your ticket into the show

* Depart at 7:00 am sharp from Dominoes at the corner of 3rd and Washington.

Be sure to park to the back of the lot!

* Stop in Ellensburg at the Buzz Inn truck stop to pick up passengers

* Drive straight to Puyallup, * Lunch is on your own

* Load back on the bus between 4 and 4:30 pm (we will depart as soon as everyone is on)

* Stop in North Bend for a quick dinner

* Drop Ellensburg passengers off at the Buzz Inn (imagine that!)

• Arrive back in Yakima around 8:30 to 9:00 pm

The bus will be locked during the day so anything you leave on there during the day will be safe but you will not have access to the bus.

Vendors—Lots of them!

Quilting, Clothing, Cross Stitch—everything you can imagine!

Don't be afraid to buy the big items as we have the storage under the bus for the longarm!

Warm raspberry scones....oh so good!

Contact: Diane Poulin

3 N 86th Ave ~ Yakima, WA 98908

509 969-7800

dianepoulin15@gmail.com

www.yakimavalleyquiltersguild.org

Please mail your payment and this form to Diane Poulin at the address above...



Name: _____ Email: _____

Address: _____


Phone: _____ Cash _____ Check # _____

January Show N Tell

February Lotto Block is the big red heart. January lotto block winner was Linda Murray! Congrats Linda!



January Show N Tell



January Show N Tell



January Show N Tell



"Everyone HAS a gift
For SOMETHING, even if
it IS the gift OF being a
good Friend."
-Marian ANDERSON




Bertha's Recipes

BERTHA'S FAVORITE TOFU RECIPE:

Step One: Throw that stuff in the trash

Step Two: Grill some meat!!



*I didn't have potatoes,
so I substituted rice.*

*I didn't have paprika,
so I used another spice.*

*I didn't have tomato sauce,
so I used tomato paste.*

*A whole can not a half can,
I don't believe in waste.*

*A friend gave me this recipe,
She said you couldn't beat it.*

*There must be something
wrong with her,
I couldn't even eat it!*



Home Made Spray Starch

2 cups distilled water
1/3 cup Sta-Flo liquid starch
1/4 cup cheap cheap vodka
10 drops essential oil
Lavender smells really good.

Now, there really is no reason to taste test the vodka, unless, you feel the need, like Bertha. It's funny how she always makes her way to my house on Home Made Spray Starch Day!



P.S. I have never made home made spray starch. Please let me know if you have!

We Say Goodbye to the Pillsbury Doughboy

It is with the saddest heart that I must pass on the following news: Please join me in remembering a great icon of the entertainment community. The Pillsbury Doughboy died yesterday of a yeast infection, and complications from repeated pokes in the belly. He was 71. Doughboy was buried in a lightly greased coffin. Dozens of celebrities turned out to pay their respects, including Mrs. Buttersworth, Hungry Jack, the California Raisins, Betty Crocker, the Hostess Twinkies, and Captain Crunch. His gravesite was piled high with flours. Aunt Jemima delivered the eulogy and lovingly described Doughboy as a man who never knew how much he was kneaded. Doughboy rose quickly in the show business, but his life was filled with turnovers. He was not considered a very smart cookie, wasting much of his dough on half-baked schemes. Despite being a little flaky at times, he still, as a crusty old man, was considered a roll model for millions. Doughboy is survived by his wife, Play Dough, two children, John Dough and Jane Dough; plus they had one in the oven. He is also survived by his elderly father, Pop Tart. The funeral was held at 350 for about 20 minutes.



Recipes



Ingredients

- 2 cups shortbread cookie crumbs
- 1/4 cup melted butter
- 3 (8 ounce) packages cream cheese, softened
- 1 cup sour cream
- 1 cup white sugar
- 4 eggs
- 1/4 cup fresh lemon juice
- 1 teaspoon vanilla extract
- 1 lemon, zested
- 4 egg whites
- 1/4 cup white sugar
- 1/4 teaspoon cream of tartar (optional)
- 1 1/2 cups lemon curd

DIRECTIONS:

1. Preheat oven to 325 degrees F (165 degrees C).
2. Mix cookie crumbs and melted butter together in a bowl until evenly combined; press into the bottom of a 9-inch springform pan.
3. Beat cream cheese, sour cream, and 1 cup sugar together in a bowl using an electric mixer until smooth and creamy. Add eggs one at a time, beating well after each addition. Mix lemon juice, vanilla extract, and lemon zest into cream cheese mixture, scraping bottom and sides of the bowl. Spread mixture over cookie crust in the springform pan.
4. Bake in the preheated oven until almost set in the center, about 1 hour. Cool to room temperature and refrigerate until completely cooled, at least 3 to 4 hours.
5. Preheat oven to 375 degrees F (190 degrees C).
6. Beat egg whites in a bowl using an electric mixer until soft peaks form; add 1/4 cup sugar and cream of tartar and beat until stiff, but not dry, peaks form.
7. Spread lemon curd over cheesecake. Mound whipped egg whites over the curd, sealing around all the edges.

Bake in the preheated oven until meringue is golden brown, about 10 minutes. Chill uncovered in refrigerator, about 1 hour.



Creamy Jalapeno Ranch Dip

- 1 C Sour Cream
- 4 Tablespoon Cilantro Chopped
- 1 Jalapeno, seeded
- 2 tsp Lime Juice ~ freshly squeezed
- 1 tsp each of: salt, onion powder and garlic power



Combine all dressing ingredients in the bowl of a food processor, blender or magic bullet and blend until creamy and smooth (about 30 seconds).

Positive Words

impact

You never really know the true impact you have on those around you. You never know how much someone needed that smile you gave them. You never know how much your kindness turned someone's entire life around. You never know how much someone needed that long hug or deep talk. So don't wait to be kind. Don't wait for someone else to be kind first. Don't wait for better circumstances or for someone to change. Just be kind, because you never know how much someone needs it.

- Nikki Banas



~ SHOW N TELL REQUESTS ~

1. While sharing, please state your first and last name and tell us a little bit about the quilt. Is it gift? Did you like making it? Who quilted it? How long did you work on it? These are just a few ideas.
2. Quilt holders, please hold the quilt, **still**, towards the camera for a couple of seconds. This allows for a better picture for the newsletter.
3. If your quilt or project did not make it into the newsletter, it is because it was too blurry or I wasn't able to get a picture at all.

(No, Bertha, it is **NOT** because I had too much wine before the meeting)

Tradio ~ For Sale or Trade

FOR SALE:

HQ SIXTEEN LONG ARM QUILTING MACHINE

16" Throat, Stitch Regulator, Extensions included \$4000

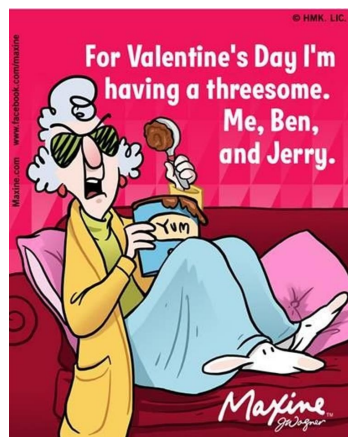
Includes: Electric bobbin winder, 8' wooden table, several spools of thread, extra leaders, laser stylus, pantograph patterns, some rulers, extension pipes, rail extensions, extra bobbins, needles. All set up so you can try it out. Contact Kathy Christian 509-952-5869 or email at kjgechristian@gmail.com



FOR SALE: Beautiful Singer Treadle machine and cabinet, \$300 obo. Dan Corbett did a recent service on this machine and it does work and there is only one shuttle. Call or text Sue Parker at 509-833-3396



Have some extra fabric or a machine you would like to sell or trade? Maybe you have a friend with a machine for sale? Advertise here for free in our newsletter! Send your email (with photo if available) to Mzjwest@charter.net



Bonnie Hunter's Mystery Quilt....

Everyone is progressing at their own speed on Bonnie's Mystery Quilt "Frolic". I admit, I was about to sack it all up and give it away (or maybe give it to the garbage), but now that I see it, I'm glad I didn't. If you are not a mystery person, but like the looks of this quilt, it's not too late to get it for free. Just visit: <https://quiltville.blogspot.com/p/frolic-mystery.html>

Lois Dean



Susan Yearout



Taryn Lunyou



Zella West



Clues will remain on Bonnie Hunter's website until February 15th, when they will be removed and the pattern will be available in its entirety for sale. Be sure to get your clues printed before the 15th!



2020 Member Dues

YAKIMA VALLEY QUILTERS' GUILD MEMBERSHIP FORM

{ } \$30.00 Year Regular Membership { } \$20.00 Year (for those 75 years & plus)

Name _____ Email address: _____
 Mailing Address _____ City _____ State _____ Zip _____
 Telephone (Home:) _____ (Cell:) _____ Date _____

I would be willing to work on the following committees:
 Please check at least one!

___ Birthdays ___ Bylaws ___ Cookies ___ Charity Quilts ___ Fundraising ___ Historian
 ___ Lotto Block ___ Marketing/Publicity ___ Membership ___ Monthly Programs
 ___ Newsletter ___ Raffle Quilt ___ Raffle Quilt Marketing ___ Retreats ___ Secret Sister ___ Sunshine
 ___ Treasure Trunk ___ Website ___ Workshops/Lectures (2020) ___ Quilting University ___ Audit
 (January) ___ Nominations (September) ___ Guild Member of the Year (October) ___ Quilt Show (Biennial)

There are multiple committees and areas that we need your help with. This is part of being a guild member but more importantly, it is fun and you get to know your fellow members so much better! You won't be sorry...you might be tired but not sorry!

MEMBERSHIP QUESTIONNAIRE - Tell us about yourself....

Birthday _____ General Information: Husband's name, children's name & ages if they live at home, do you work and where, etc.

Tell us more about yourself: Favorite colors, quilt patterns, fabrics, etc., other hobbies besides quilting. Do you rate yourself as a beginner, intermediate or advanced quilter? Do you like to make bed size quilts, wall hangings, clothing, etc. This is information that helps the Guild to get to know you better and helps us know what our members are interested in.



Make Checks payable to **Yakima Valley Quilters' Guild.**

Mail this completed form and payment to:

YVQG P.O. Box 2813, Yakima WA 98907

2020 Puyallup Sew Expo



A bus full of quilters ~ On Leap Year Day!

Over 100
classes each
day and over 80
instructors!

It is not too late to save your seat for the 2020 bus trip to Sew Expo! If you have never been to Sew Expo, then you are literally *missing the bus*! Quilters travel from across the United States to visit this sewing and quilting expo, and we are lucky enough to have it in our backyard. There are all kinds of classes and vendors ~ it IS amazing! Contact Diane Poulin to save your seat today!

Dianepoulin15@gmail.com or 509-969-7800

Classes are now posted: <https://sewexpo.com/>

Dear Mrs. Inc. (Part 2)

I was at a meeting the other night and by-laws were mentioned. It got me thinking, does our Guild have by-laws? What are they for? Are there other important documents as well? Signed, Befuddled

Dear Befuddled,

Last newsletter we mentioned the three major guiding documents the Guild uses; Articles of Incorporation, By-Laws and Job Descriptions. Now, let's look at Articles of Incorporation. The Articles of Incorporation are the founding documents that actually give birth to a corporation and describe the way the organization plans to operate. The Articles also provide tax advantages for non-profits, and are filed with the State of Washington. Because they are filed with the state, and used in the determination of our tax-exempt status, they may not be changed without the approval of the State of Washington.

The Bylaws are the written statement of purpose that explain to current and future officers and members what the original mission of the organization is. They discuss why the business was started and it's goals. This statement of purpose is especially important for nonprofit organizations such as ours, since it is used to determine if the organization qualifies for tax exemption status with the IRS, as well as for legal 501(c)(3) or 501(c)(4) status.

Mrs. Inc.

WANT TO LEARN HOW TO APPLIQUE?

Please join us, The Apple K-ers! Our meetings are the second Wednesday of each month, starting in February from 6:30PM to 8 PM-if you'd like more information, email Carol Meier at cjm1371@icloud.com, or call Carol at 206-948-6605. IT'S FREE!

**WANT TO ADVERTISE IN THIS SPACE?**

Only \$35 for the year. Please make your checks Payable to the Yakima Valley Quilter's Guild, PO Box 2813, Yakima WA 98907 or bring to the next meeting!

Existing vendors, last advertising opportunity unless you renew with your check by February 20th!

ADVERTISE HERE!

Q: What is the best part about Valentine's Day?

A: The day after when all the chocolate goes on sale.

Carol's Quilting

Specializing in Edge2Edge quilting

Carol Raschko

Cell(509)949-5006

Studio(509)697-3342

carolsquiltingbarn@gmail.com

**Naches Heights Creative Quilting**

Tina Bolin

610 Shannon Road
Yakima, WA 98908

(509)930-0344

nachesheightscreativequilting.com

Tina@nachesheightscreativequilting.com



404 W. Chestnut Ave
Yakima, WA 98902
(509) 901-7792

LONG ARM QUILTING & RENTAL
www.sandyssewingcenter.com

LOTTO BLOCK ~ February



https://media.rainpos.com/5629/2020_feb_lotto_block.pdf

Lotto Block this month is appropriately a heart! Directions may be found on the Guild's website on the above link. The rules are simple: Make a block (or two or six), bring them to the next meeting, enter your name in the drawing and if your name is pulled, you win ALL of the Lotto Blocks. What a great start on another quilt! Join the fun!

Stashbuster Challenge 2020


https://media.rainpos.com/5177/the_stash_buster_challenge_2020_block_instructions_20191231184932.pdf

Many of our members have joined the Stashbuster Challenge 2020. This Challenge is one simple block and sizes are given for a 4", 6", and 8". Some members have even made a 12" block! It goes together very easy and even if you mess it up, it still looks like a scrappy quilt. It can be done in scraps or matchy matchy, whichever you prefer. The Challenge is that if you make one block a week for a year (52 blocks) you can enter your name into a drawing! And, you can win by winnowing down your stash!! (Even I can do one block a week.) And, the best part? There are about a zillion ways that you can put this one little block together. (No, Bertha I am not kidding. A zillion.) Be sure to check out the website for all the details on sewing instructions and quilt layouts. Promise, you won't regret it!

Diane Poulin



Zella West



Kathy Winters



Lisa Stevens



Another option using a little applique



Kathy Winters

This baby quilt takes only 2 fat quarters and 2 strips plus the border using the stash buster block. Measures 30 x 30" and goes together so fast.

Happy Valentine's Day



**Have an idea for an article?
How about some super awesome tips?
Drop me an email and let's include them in the next *Piece Talk*!**
Zella West ~ Mzjwest@charter.net

Sunshine Committee:

If anyone knows of a guild member who needs a little sunshine, due to illness or in sympathy, we can send them a card. Please let .

www.yakimavalleyquiltersguild.org

**Yakima Valley Quilters Guild
PO Box 2813
Yakima WA 98907**