

**Meeting Place**  
**Harmon Senior Center**  
65th and Summitview  
Yakima, WA

First and Third Wednesday of the  
Month September through June  
(except Jul, Aug & Dec.)

All skill levels welcome  
Bring a project to work  
on  
Show and tell each  
meeting

**YVQG COMMITTEE CHAIRS**

**NEWS LETTER**

Zella West  
Mzjwest@charter.net

**2019 QUILT SHOW CHAIR**

Deb Funkhouser, 509-697-3980  
Diane Poulin, 509-969-7800  
Renee Miles, 509-930-9612

**RETREAT**

Connie Bowman, 509-949-3045

**PROGRAMS**

Kathy Winters, 509-576-3908

**LECTURE WORKSHOPS**

Ginger Marshall, 509-969-7261

**LOTTO BLOCK**

Sasha Anzures, 509-307-4900

**SHOW AND TELL HOST**

Connie Bowman, 509-949-3045

**SUNSHINE**

Carol Rhoades, 509-249-27555

**BIRTHDAYS**

Alexis Sweeza

**COMFORT QUILTS**

Ann Wyant-808 295-0913

**MEMBERSHIP**

Linda Murray

**CHRISTMAS PARTY**

Kathleen Smith

**WEBSITE**

Diane Poulin, 509-969-7800

**SECRET SISTER**

Lynn Langley

**COOKIE COORDINATOR**

Susan Schell

**GUILD PUBLICITY**

Karla Griffin 509-966-8824

**RAFFLE QUILT CHAIR**

Kathy Christian

**PARLIAMENTARIAN**

Tess Miller 509 426-8483



# Piece Talk

Yakima Valley Quilters' Guild  
P.O. Box 2813  
Yakima, WA 98907

[www.yakimavalleyquiltersguild.org](http://www.yakimavalleyquiltersguild.org)

**JAN, 2019**

**Volume 19, Issue 2**

**Page 1**

**President: Renee Miles, 509-930-9612**  
**Vice President: Sasha Anzures, 509-307-4900**  
**Secretary: Ann Wyant, 808-295-0913**  
**Treasurer: Lisa Stevens, 509-930-7740**

**MISSION STATEMENT:** The purpose of this organization is to preserve and continue the traditions, culture and history of quilting; to promote fellowship among interested persons in all aspects of quilting; to contribute to the knowledge of and to promote the appreciation of fine quilts; to sponsor and support quilting activities through charity; to encourage quilt making and collecting; and to contribute to the growth of knowledge of quilting techniques, textiles, patterns and quilt makers through educational meetings and travel.

## President's Letter: Renee's Snippets

We are off and running with our new year. All new officers, returning and new committees all working together to bring you the best of our creativity. Some new ideas that have come to life and we are bringing you more information like this "in-between" newsletter. With this being a quilt show year we have more going on, new members and a different look to meeting and program nights.

I would like to share some of my sewing tips. Several years ago I started pressing seams open whenever possible. It takes more time but well worth it. My pieced item lays flatter and end up the size it is supposed to be. I also use steam in my iron. Having accurate 1/4 inch seams is a plus. Some pattern designers use a more scant 1/4 seams. Many times I will make one part of a block and measure before sewing any more. I am able to tell if I am on track and will end up with the right size block or piece. When chain piecing I use a little tag at the start and end so I am not cutting thread. It is similar to Leaders and Enders but mine is a tag. I make my tags from the left over binding pieces.

My favorite website for ideas is Pinterest. <https://www.pinterest.com/> you can certainly get you creative juices flowing. I typed black and white quilts just to see what would come up and oh my. If you are struggling to figure out what your black and white challenge might be, try this. I also enjoy Craftsby which is now called Blueprint <https://www.myblueprint.com/home> I have some wonderful classes saved and have made several quilts from these classes. They have so much more than quilts too. Take a look.

Happy quilting and I hope to see you soon.

**Inspire, Create, Educate and Motive**

Renee Miles,

You can email me at [yvqgagenda@gmail.com](mailto:yvqgagenda@gmail.com) or call 509-930-9612

Join Us

**JOIN US!** February 20th at 5:30 pm for a potluck with Eddie Walker to be followed by her **FABULOUS** trunk show! (You don't want to miss this!) It is **FREE** to ALL guild members and only \$10 for non-members. P.S. This is a **GREAT** time to bring a friend and introduce them to all of the great activities of the Guild! Rumor has it that there is also one or two seats left for her class on February 21st! See all the details at <http://www.yakimavalleyquiltersguild.org/>

## Kindness Coins



At our last meeting, President Renee gifted to the Board members a Kindness Coin. She said that we were to pass the coin along to anyone that we “caught” being nice to others. Well, as Paul Harvey would say, here is the rest of the story.....

Recent research demonstrates that kindness benefits our physical and mental health, and that recognizing kindness in others increases a person's happiness and satisfaction. But just as solving a calculus problem requires advanced math skills, the challenges of daily life require advanced kindness skills. By focusing on kindness and being intentional in our personal interactions, we can improve our ability to connect. The mission of Ben's Bells is to inspire individuals and communities to engage in kindness education and practice.

Renee, thank you for your Kindness Coin. I think this is a **GREAT** idea to help remind us to be positive and project that positivity at our meetings. I know who I am going to give my coin to at the next meeting. Who will you give your coin to?

### Quilter's Challenge:

If you have a coin, pass it on at the next meeting.

If you do not have a coin, say hello to someone you do not know and find out one thing about them.



**A positive attitude is contagious, but don't wait to catch it from others. Be a carrier.**

## February Calendar of Events

- February 6th    Board Meeting at 5:30 pm  
                    General Meeting at 7:00 pm  
                    Lotto block due (cutest elephant outside of the zoo!)  
                    Secret Sister names handed out  
                    February birthdays  
                    Show and Tell
- February 16th    Quilt Show registration begins  
                    Contact Lisa Stevens
- February 20th    Eddie's Potluck 5:30 pm  
                    Trunk Show 7 - 9 pm
- February 21st    Pickle Dish Class, register with Ginger Marshall  
                    Download the form at [Yakimavalleyquiltersguild.org](http://Yakimavalleyquiltersguild.org)
- March 2nd        Puyallup Sew Expo Bus Trip  
                    Register with Diane Poulin



### **What's more fun than a barrel of moneys? A bus full of quilters!!**

It is not too late to save your seat for the 2019 bus trip to Sew Expo! If you have never been to Sew Expo, then you are literally *missing the bus*! Quilters travel from across the United States to visit this sewing and quilting expo, and we are lucky enough to have it in our backyard. There are all kinds of classes and vendors ~ it IS amazing! Contact Diane Poulin to save your seat today! [Dianepoulin15@gmail.com](mailto:Dianepoulin15@gmail.com) or 509-969-7800



## Sew it's a SEW Day!



When: Saturday, February 23, 2019 ~ 9 am until 4pm

Where: West Valley Fire Station, 10000 Zier Road, Yakima

Why: To Sew, of course!

Who: EVERYONE!!

There is lots of room to spread out with long tables and good lighting. Bring an extension cord and a cushion for the folding chairs. You are free to bring any project or handwork. It will be a brown bag lunch. (No refrigerator is available.) The guild will provide water, coffee and cookies. It's always a fun day of sewing and fellowship. We look forward to seeing you there so mark your calendar and plan to join us.



### Black Russian Cake

375 for 60-70 minutes

1 pkg yellow cake mix  
1 6oz pkg instant chocolate pudding  
1/2 Cup sugar, 4 eggs  
1 Cup vegetable oil  
3/4 Cup Water, 1/4 Cup Kahlua, 1/4 Cup Vodka

#### Glaze:

1/2 Cup powdered sugar  
1/4 Cup Kahlua



Mix all ingredients on low speed for 1 minute.

Mix all ingredients on medium speed for 4 minutes

Pour into greased and floured Bundt pan. Bake at 375 degrees for 60-70 minutes and test with a toothpick. Cool cake for 15 minutes on rack before inverting to a plate. With a fork or toothpick, poke holes in top and sides of cake. Pour glaze over warm cake. Cool, sprinkle with powdered sugar. Serve with whipped cream if desired.



## 2019 Secret Sister with a Twist



**IT'S NOT TOO LATE!** Sign up for 2019 Secret Sister with a Twist before February 1st! The first Secret Sister gift exchange will be March 20, due to scheduling changes. Here, Lynn Langley showing Guild members some examples of "up-cycling" at our last meeting. Lynn, what beautiful works of art!!

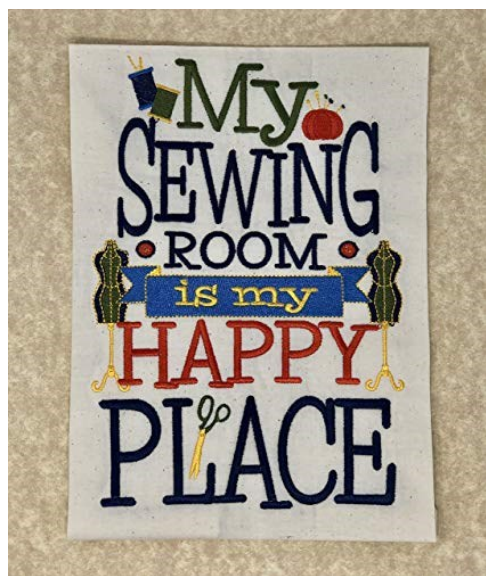
### Quilter's Challenge:

Try something new! You may like it, or you may not, but like my Mom says, "You'll never know unless you try!" And, never give up on a technique completely. What you may not like now, may change in the future!



### *What sound does an elephant make?*

*Well, I don't know what sound an elephant makes, but if you win these Lottery Blocks at the February 6th meeting, I'm sure YOU will say YAY!! Join the lottery block fun by making one (or more) of the lottery blocks and bring to the next meeting. One winner will be selected to win all of the blocks! Block pattern (no, not paper piecing) can be found at [yakimavalleyquiltersguild.org](http://yakimavalleyquiltersguild.org). Make yours today!!*



## ***Yakima Valley Quilters' Guild Workshop Registration 2019***

February 21, 2019—Registration is now open, spaces are available, 30 student limit ~ IT'S NOT TOO LATE!!

\*Lecture and trunk show 2/20/2019—7pm to 9pm  
5:30 pm Potluck  
**Free admission for guild members**

\*Workshop 2/21/2019 9am—3pm \$25.00 fee

Questions? Contact [Virginger@yahoo.com](mailto:Virginger@yahoo.com)  
509-731-3525



## ***Yakima Valley Quilters Guild Spring Retreat ~ March 13th thru 17th***

**Did you know that clean mountain air makes for the BEST quilt retreats? Well it does, so says past attendees at the Camp Dudley quilt retreat! Sign up today for the Spring Retreat at Camp Dudley on White Pass. You can sew to your heart's content with old friends and make new friends! Besides sewing, you can go for walks, read or just relax and enjoy the time together! The cost is only \$22 per day. You will also be cooking one meal with one or two partners. Breakfast and Dinner are provided, but lunch and snacks are on your own. And, remember the best part.....**

***What happens at retreat, stays at retreat!***

*P.S. What about that bag of Pay Day candy bars??*

**Contact Connie Bowman  
509.949.3045  
[rcbowman@charter.net](mailto:rcbowman@charter.net)**





No act of  
**KINDNESS**  
no matter  
how small  
is ever  
wasted.

—Aesop


collectedfromaesop.com

COMMUNITY SERVICE



Ann Wyant is checking out some community quilts at our last meeting for members to sew and return for distribution. Don't have a lot of time? Let Ann know ~ she will help you find an easier or smaller quilt to work on. **Annwya@msn.com**

**ICE BAGS** Our own Shirley Walker created this comfort ice bag cover for women and men undergoing biopsys. 'Ohana says they use about 90 of these a month.! Find the pattern on our website at [Yakimavalleyquiltersguild.org](http://Yakimavalleyquiltersguild.org).



**Kitty beds!** As Taryn Lunyou found out, this is a great activity to introduce kids to sewing. For each yard of fleece you can get four beds. Cut rectangles 18x15, layer two of the rectangles together. Sew around the outer edge and add a heart in the middle. Donations can be made at the Yakima Humane Society or deliver to Renee at any Guild meeting!

### Chemo Scarves

Chemo Scarves are donated to North Star Lodge. For patterns go to [Yakimavalleyquiltersguild.org](http://Yakimavalleyquiltersguild.org)—then choose Lotto Blocks, Events. Patterns for both scarves and ice bags can be found there.



Quilter's Challenge:

Choose one! (or 100!)  
These are quick and easy to sew and will bring comfort to others. Do a random act of kindness for someone you don't even know!



~ Coming in June of 2019 ~



**A committee will be formed to create the NEXT spectacular Raffle Quilt for 2021! Have some ideas? Know some GREAT quilt patterns? This committee and quilt is so important because all funds raised by selling raffle tickets for this quilt are donated to 'Ohana Mammography services. Step up and volunteer to be Chair of this committee! Contact Renee At [YVQGagenda@gmail.com](mailto:YVQGagenda@gmail.com)**

### Quilter's Challenge:

This one is a Quilter's Challenge Challenge. Get it? Look to the right! This challenge is to participate in the Quilt Show Challenge. We all tend to put ourselves down; it's not good enough, it's not perfect. Well, this time, let's put ourselves out there and be proud of what we CAN do ~ quilting is a journey that we travel at our own speed. Be proud of what you have accomplished!



### BLACK, WHITE AND A TOUCH OF COLOR

**Join the 2019 Quilt Show Challenge by creating a piece that is no larger than 20" x 20". Use black and white with just a touch of color. Your piece must be entered like any other quilt for the show. Start now and you'll have it done before April 15th—the deadline to sign up for the Show! For more details, check out:**

**[Yakimavalleyquiltersguild.org](http://Yakimavalleyquiltersguild.org)**



**The Quilter's Cafe**  
 authorized BERNINA dealer & services

**Linda Sutton**  
 Mike Sutton - Service Tech  
 509-452-8666

910 Summitview Ave. Ste. 1A  
 Yakima, WA 98902


[thequilterscafe@gmail.com](mailto:thequilterscafe@gmail.com)  
[www.thequilterscafe.com](http://www.thequilterscafe.com)



**Doodlebug Quilting**

**Deb Funkhouser**  
 Longarm Quilting  
 w/Gamill Statler Stitcher

1001 Harrison Road  
 Selah, WA 98942  
 509-697-3980 or  
 509-388-4109  
[tfunkhouser@fairpoint.net](mailto:tfunkhouser@fairpoint.net)  
 10% off  
 for first time customers

Lynn Langley provided this cute coffee cup and yarn pin cushion photo which would make a GREAT Quilter's Boutique item. (or fun gift) Lynn, I picked up a couple of coffee cups this weekend and I'm going to make some for the Boutique. Who will join me? Let Jeanne Howerton know what other fun items you will be donating to the Quilter's Boutique! [Dghowerton2@aol.com](mailto:Dghowerton2@aol.com)

## Tri-City Quilter's Guild Quilt Show "Quilts Out West"

Friday, March 29th ~ 10 am—6 pm

Saturday, March 30th ~ 10am—5 pm

Location: Three Rivers Convention Center, 7016  
 W. Grandridge Blvd., Kennewick, WA

## Naches Heights Creative Quilting

**Tina Bolin**  
 610 Shannon Road  
 Yakima, WA 98908

(509)930-0344  
[nachesheightscreativequilting.com](http://nachesheightscreativequilting.com)  
[Tina@nachesheightscreativequilting.com](mailto:Tina@nachesheightscreativequilting.com)

## Carol's Quilting

\*Specializing in Edge2Edge quilting\*

**Carol Raschko**  
 Cell(509)949-5006  
 Studio(509)697-3342

[carolsquiltingbarn@gmail.com](mailto:carolsquiltingbarn@gmail.com)



Sewing, Quilting, &  
 Embroidery Specialists

Baby Lock \* Janome \* Juki

Rob Pottenger, Owner  
 509-453-8301  
 613 W. Yakima Ave Yakima, WA 98902  
[www.yakimasews.com](http://www.yakimasews.com)

Link to B&C Sewing classes: <http://www.bandcsewing.com/classes/>

## Other Quilting Events



**P&C Quilt Retreat**

**Come join us for Yakima West Valley Quilt Retreat!**  
March 2nd, 2019  
9:30 A.M. - 4:00 P.M.

Sign up by January 30th, 2019  
Cost \$75.00  
Includes Pattern for class  
(No refunds or cancellations)

An information packet will be sent after  
payed registration.

**Retreat Events:**  
Luncheon  
Trunk Show  
And much more!

Bring your sewing items for  
quilting fun!

**For Registrations & Payment**  
Pam Reed: 501 W. Broadway,  
Goldendale WA, 98620

**For Questions Call**  
Pam Reed: 509-773-5232  
Carol Whitmore: 509-780-2441



*Stitches of Love*

KITSAP Quilters

**February 15 & 16, 2019**

Kitsap County Fairgrounds—  
President's Hall Friday and Satur-  
day 10am to 5pm both days

Vendors, Silent Auction, Café, Raf-  
fle Quilt, Quilter's Boutique!



### 39th Annual Quilt Show Latah County Fairgrounds, Moscow, Idaho

April 2019 (Saturday) 10:00 am- 5:00 pm

April 2019 (Sunday) 10pm-4pm

More than 200 quilts, vendors, and refreshments

Admission: Adults \$5.00, Seniors and Children Un-  
der 10 \$3.00

Group discounts available, contact Debbie Goetz  
at [grammygoetz@frontier.com](mailto:grammygoetz@frontier.com)

The big event for all Palouse Patchers is the an-  
nual Quilt Show held in April. The show has been  
an annual event since 1981 and just gets better  
every year. A beautiful raffle quilt is made each  
year and tickets are sold at the fair and up to the  
end of the show. The raffle quilt is displayed at  
local businesses and the quilt show. The lucky  
winner is drawn near the end of the show. Pro-  
ceeds from the show help fund our educational  
events and are also dispersed to a variety of com-  
munity organizations with the approval of the  
membership.



**Carriage Country Quilts First Annual  
Quilting Retreat**  
April 8-11, 2019  
Camp Burton, Vashon Island

**DEBBIE BUSBY  
WILL BE TEACHING  
A WOOL CLASS!**

**Fee: \$399**  
Fee includes meals (Monday dinner-Thursdays breakfast),  
lodging, a wool kit and class with Debbie Busby of Wooden  
Spool Designs!

**TO SIGN UP:**  
\$200 DEPOSIT IS DUE TO SIGN UP. THE  
REMAINDER WILL BE DUE MARCH 15.

VISIT [WWW.CARRIAGECOUNTRYQUILTS.COM/RETREAT](http://WWW.CARRIAGECOUNTRYQUILTS.COM/RETREAT)  
FOR MORE DETAILS! CALL THE SHOP  
AT 206-878-9414 TO SIGN UP!



## Other Quilting Events



### "COLOR DANCE IN FABRIC & THREAD"

MARCH 15-17, 2019

EVERGREEN STATE FAIRGROUNDS IN MONROE, WA

Quilts, fabrics, and other quilt-related goods will be available for purchase from the vendors in our merchant mall. Free demonstrations of various quilt-making techniques will be offered throughout each day.

Admission is \$9 ~ parking is free!

Hours:

Friday, March 15th: 10:00 AM - 5:00 PM

Saturday, March 16th: 10:00 AM - 5:00 PM

Sunday, March 17th: 10:00 AM - 4:00 PM

## Projects



### Shirt Tale Tote

Technique:	Sewing
Designed By:	Linda Turner Griepentrog
Skill Level:	Experienced Beginner
Crafting Time:	An evening
Finished size:	depends on shirt (see notes below) The featured tote is 12" (30.48cm) tall, 15" (38.10cm) wide and 4" (10.16cm) deep (excluding handles)

#### Featuring Coats Dual Duty XP®

Whether you're a thrift store junkie, or just cleaning out your favorite guy's closet, there are some great plaid shirts that need a new life. Pick wool or flannel to reincarnate into this soft shopping tote, with usable pockets already in place.

#### Supplies

- Coats Dual Duty XP® All-purpose thread
- (1) men's plaid shirt
- ¼ yd (68.58cm) lining fabric
- ¼ yd (68.58cm) fusible fleece
- (1) pair 21" (53.34cm) faux leather rolled handles

Version 1.0

makeitcoats.com | 1 of 2

Look at this cute Shirt Tale Tote that Lisa Stevens provided for us. This would be a great "memory" gift. Directions can be found for free at:

<http://www.makeitcoats.com/us/product/shirt-tale-tote/>

Please be sure to thank Lisa for this great pattern AND for the wonderful magnets for our name tags!



# Recipes

## A HAPPY GUILD RECIPE

4 cups of love  
2 cups Loyalty  
3 cups of Forgiveness  
2 cups of Friendship

5 spoons of Hope  
2 spoons of Tenderness  
4 quarts of Faith  
1 barrel of Laughter



Take love and loyalty, mix it thoroughly with faith. Blend it with tenderness, kindness and understanding. Add friendship and hope. Bake it with sunshine. Keep the tried and the true, but try some diversity, some change and some new. Serve daily with generous helpings!

YUM!!!

### SWEET CLUB CRACKERS

By Kathy Winters

5 ounces club crackers  
1/2 C butter  
1/2 C sugar  
1 tsp vanilla  
1/2 C sliced almonds

Arrange a single layer of Club Crackers on a cookie sheet with sides. In saucepan, melt butter, add sugar and boil for 2 minutes. Add in vanilla and stir. Pour immediately over crackers and sprinkle with sliced almonds. Bake in oven for 10-12 minutes at 350 degrees or until lightly browned. Cool, break apart carefully and arrange on a serving platter. About 48 pcs.



CHEESE ZOMBIES!

### CHEESE ZOMBIES FOR 15

By Renee Miles

YUM!!!

Grease a 12" x 15" high large cookie sheet  
Make 2-1/2 pounds of 51% whole wheat dough  
2 Cups very warm water  
1/4 Cup Sugar  
1/4 Cup vegetable oil  
1-1/2 tsp salt  
1-3/4 Tbsp dry yeast  
11 oz whole wheat flour  
10 oz bread flour  
2 pounds sliced American processed cheese

In a mixing bowl with a dough hook add very warm water, sugar, oil and salt. Mix. Add all the yeast and the whole wheat flour. Mix, gradually add enough of the bread flour to make a soft dough. Divide in half and let rise until double in size.

Take half the dough and stretch to all sides of the greased pan.

Layer the cheese 3 slices high evenly around the whole bottom layer of dough. Place the top layer on the cheese layer and gently stretch it to all sides. Pinch the sides so the cheese does not melt out while cooking.

Poke the top layer of dough in several place to prevent bubbles. Bake at 350 degrees until golden brown. Brush with butter. Cut 3 x 5 for 15 servings. Serve warm with tomato soup.

This recipe is curtesy of Toppenish School District Child Nutrition Services. 342 calories per serving.

YUM!!!

# Photos

## January 16th Meeting

### Name tag workshop night!



Great job membership committee with WONDERFUL table decorations!



## SHOW—N—TELL

Not just about quilts!!





# Photos

## SHOW—N—TELL

Quilts, Quilts, Quilts!



Front and back of same quilt! How Beautiful!!





# Photos

## SHOW—N—TELL Quilts, Quilts, Quilts!





## Quilts In The City QUILT REGISTRATION FORM

2019 Yakima Valley Quilters' Guild QUILT SHOW  
Yakima Valley Convention Center  
10 N. 8<sup>th</sup> Street, Yakima, WA 98901  
MAY 17-18, 2019

Please fill out **ONE** form for each quilt you are entering. Entries are taken on a first come first served basis. Please register your quilts as early as possible so that our team will have ample time to plan the show display. You may copy this form for as many quilts as you are entering. Online registration is preferred but if you don't have access to a computer, please send your registration form(s) to: **Lisa Stevens 3216 Fruitvale Blvd, Ste. A, Yakima, WA 98902**

**Online registration will open February 16<sup>th</sup>, 2019 and close April 15<sup>th</sup>, 2019**  
at <http://www.yakimavalleyquiltersguild.org>

**PLEASE PRINT EXACTLY AS IT WILL APPEAR ON YOUR QUILT DISPLAY CARD**

Name \_\_\_\_\_ Phone \_\_\_\_\_  
Address \_\_\_\_\_ email \_\_\_\_\_  
Name of Quilt \_\_\_\_\_ Size \_\_\_\_\_ (width) X \_\_\_\_\_ (length)  
Owner \_\_\_\_\_ Pattern/Designer \_\_\_\_\_  
Pieced by \_\_\_\_\_ Quilted by \_\_\_\_\_

Please write a **brief** paragraph of what you'd like us to print about your quilt on it's show display card. \_\_\_\_\_  
\_\_\_\_\_  
\_\_\_\_\_

Is this quilt to be hung in the Main Show area? \_\_\_\_\_ Yes \_\_\_\_\_ No  
Is this quilt to be hung with a Friendship group? \_\_\_\_\_ Yes \_\_\_\_\_ No  
If yes, please give the name of group: \_\_\_\_\_  
Is this quilt to be hung in the Guild projects display? \_\_\_\_\_ Yes \_\_\_\_\_ No  
Is this quilt to be hung with the Black & White Challenge? \_\_\_\_\_ Yes \_\_\_\_\_ No  
Is this piece hand quilted? \_\_\_\_\_ Yes \_\_\_\_\_ No

\*\*\*Every precaution to present and safeguard your quilt will be taken. However, the undersigned agrees that he/she will not hold the Yakima Valley Quilters' Guild or any of its volunteers responsible for any loss or damage incurred to any item exhibited in the show. Check with your homeowners insurance for coverage of your entries while displayed\*\*\*

**Deliver quilts to Yakima Convention Center** Wednesday, May 15th, 10:00 am to 6:00 pm  
**Pick up quilts at Yakima Convention Center** Saturday, May 18th, 6:00 pm to 7:00 pm

Signature \_\_\_\_\_ Date \_\_\_\_\_



## **DEADLINES FOR PIECE TALK INFORMATION**

**March 15 for April—June issue**

**June 15th for July—September issue**

**November 15th for October-December issue**

**E-mail Zella West—Mzjwest@charter.net**

**Have an idea for an article?**

**How about some super awesome tips?**

**Drop me an email and let's include them in the next *Piece Talk*!**

**Zella West ~ Mzjwest@charter.net**

### **Sunshine Committee:**

If anyone knows of a guild member who needs a little sunshine, due to illness or in sympathy, we can send them a card. Please let **Carol Rhoades** know at 509 249-2755.

**www.yakimavalleyquiltersguild.org**

**Yakima Valley Quilters Guild  
PO Box 2813  
Yakima WA 98907**