

Meeting Place
Harmon Senior Center
65th and Summitview
Yakima, WA

First and Third Wednesday of the
Month September through June
(except Jul, Aug & Dec.)

All skill levels welcome
Bring a project to work
on
Show and tell each
meeting

YVQG COMMITTEE CHAIRS

NEWS LETTER

Zella West
Mzjwest@charter.net

2019 QUILT SHOW CHAIR

Deb Funkhouser, 509-697-3980
Diane Poulin, 509-969-7800
Renee Miles, 509-930-9612

RETREAT

Connie Bowman, 509-949-3045

PROGRAMS

Kathy Winters, 509-949-5361

LECTURE WORKSHOPS

Ginger Marshall, 509-969-7261

LOTTO BLOCK

Sasha Anzures, 509-307-4900

SHOW AND TELL HOST

Connie Bowman, 509-949-3045

SUNSHINE

Carol Rhoades, 509-249-27555

BIRTHDAYS

Alexis Sweeza

COMFORT QUILTS

Ann Wyant-808 295-0913

MEMBERSHIP

Linda Murray

CHRISTMAS PARTY

Kathleen Smith

WEBSITE

Paula Hudon

SECRET SISTER

Lynn Langley

COOKIE COORDINATOR

Susan Schell

GUILD PUBLICITY

Karla Griffin 509-966-8824

RAFFLE QUILT CHAIR

Kathy Christian

PARLIAMENTARIAN

Paula Hudon



Piece Talk



Yakima Valley Quilters' Guild
P.O. Box 2813
Yakima, WA 98907
www.yakimavalleyquiltersguild.org

Dec, 2019

Volume 19, Issue 4

Page 1

President: Renee Miles, 509-930-9612
Vice President: Sasha Anzures, 509-307-4900
Secretary: Ann Wyant, 808-295-0913
Treasurer: Lisa Stevens, 509-930-7740

MISSION STATEMENT: The purpose of this organization is to preserve and continue the traditions, culture and history of quilting; to promote fellowship among interested persons in all aspects of quilting; to contribute to the knowledge of and to promote the appreciation of fine quilts; to sponsor and support quilting activities through charity; to encourage quilt making and collecting; and to contribute to the growth of knowledge of quilting techniques, textiles, patterns and quilt makers through educational meetings and travel.

Renee's Snippets

As I reflect on 2019, I see so many accomplishments in our guild. We started off with "Kindness Coins". I hope that you will continue to pass these on if you get one.

I'd like to thank everyone that helped in so many ways this past year.

Thank you:

Sasha Anzures - Vice President, Lisa Stevens - Treasurer, and Ann Wyant - Secretary, for your service this past year.

Linda Murray and her committee for her welcoming table and lovely seasonal table toppers we enjoyed throughout the year.

All the committee chairs for the best ever quilt show last May! It takes an army of volunteers and we did it!

Lotto blocks each month from Sasha Anzures

Secret Sister with a fun twist from Lynn Langley

Birthday Basket and song each month from Alexis Sweeza

Lectures, trunk shows and classes with Eddie Walker, Janine Burke, Scott Hansen and Teresa Silva organized by Ginger Marshall

Sew Expo and the website from Diane Poulin

Camp Dudley guild retreat in March and October organized by Connie Bowman

Programs which included making a name tag, lotto block holder, making pumpkins, from Kathy Winters and resizing your blocks presented by Ginger Marshall

Summer Challenge and Row by Row exchange from Kathy Winters

Susan Schell for organizing our refreshments

Zella West for the new twist to "Piece Talk" newsletter.

Ruby's Retreat planners Carol Koches and Bonnie Hurst

Christmas dinner from Kathleen Smith

Congratulations to this year's Guild Member of the Year, a treasure indeed - **Lisa Stevens!**

Thank you to all the quilters that made the adorable signature blocks for me. I am excited to get them put together into a very special memory quilt. (See photo Page 7)

I'm a grandma, a mom, I volunteer and I quilt. This is so true for so many of us. All of these bring us joy. Have a wonderful Christmas and I will see you in 2020. **Happy quilting!**



November Meeting Recap

Congratulations to the 2020 Executive Committee:

*President: Nancy Raynor
Vice President: Vickie Ashlock
Secretary: Ann Wyant
Treasurer: Deb Funkhouser
Past President: Renee Miles*

Thank you for volunteering to lead the Guild during 2020.

Bertha says if you do a good job, maybe we will get you gals to run for the oval office!!! (No political ads, we will have enough of those in the near future!)



January Meeting Dates:

January 8, 2020 5:30 pm Board Meeting
 7:30 pm General Meeting

January 15, 2020 7:30 pm Program Night

Dear Guild Members ~ There still are some committee chairs that are vacant and just waiting for you to step forward. A list will be provided at the January meeting.



Yakima Valley Quilters' Guild

Pay it Forward!

There have been times in our lives that we have all had a hand up in one form or another. So what if we Pay it Forward! as one of our Guild's charity commitments? The idea behind Pay it Forward! Is that we have a monthly charity or group that we donate to. Most are ones that we already work with but we have a couple of new ones to introduce. So let's start with January and Rod's House! <https://rodshouse.org/about>

It started with one girl...

In the winter of 2006, a young girl entered the non-profit agency For A Better Tomorrow. She requested rubber bands so that she could tie her pant legs out of the snow. She was 14 years old, pregnant and homeless. The father of her child had left town, her mother was institutionalized for drug use and her father was dying of cancer. After this incident, concerned community members, including Rod Bryant, came to a shocking realization; there were no services in Yakima to accommodate the unique needs of youth who are experiencing homelessness. Through the combined efforts of these individuals, donations from social service agencies and countless volunteer hours, Rod's House came into being.

Now, 10 years later, Rod's House has helped 1,500+ youth and young adults through the following programs...

Not every person wants to sew for every charity that we represent and donate to, so this will give you an opportunity to find the one you might be passionate about and want to give to. What we would be looking for in January are blankets, like the throws that Fred Meyers has on sale now for \$3.99. You can find them (sometimes) at WalMart as well for around the same price. There are socks, gloves on sale all over town, warm scarves, hand and foot warmers. These are homeless kids, on the street in the dead of winter. They need everything! In addition to the clothing, they need toiletries (unused), shampoo, soap, toothpaste, toothbrushes, warm winter items and how about throwing in a can or two of soup! There is a pantry there and the kids can take lunch bags when they leave for the day so Cup of Noodles, Mac & Cheese, snack items, cases of water or vitamin water and Styrofoam meal containers. There is such a huge need and remember that Rod's House is just a day facility, the kids are out at 6:00 pm.

Let me share a success story of one of Rod's kids. <https://www.onlyinyourstate.com/washington/cheese-zombies-in-wa/>

We will be announcing the schedule for the year in January so you can decide who or how many you want to help with! And...we could use a couple of volunteers for the committee too!

Bring your donations to both meetings in January and if you don't want to shop we will accept cash donations and shop for you! For more information contact Diane Poulin, 509 969-7800 or dianepoulin15@gmail.com.

Let's be a part of the solution!

November Meeting Recap

If you missed this November meeting, let's just say that you missed a lot!! I tried to capture as much of the meeting as I could ~ but sometimes these quilt ladies can speak faster than I can write. Hopefully, I have the correct information. If it isn't perfect, then it's close. Yes, ma'am Bertha, I do know that close only counts in horseshoes and hand grenades and in this instance, the Quilt Guild meeting.

2019 Donations Given:

150 Quilts

95+ Chemo Scarves

175+ Cat Beds for Homeless Cats Waiting for Their Forever Home

7 Quilts Directly to Nursing Home

Wags to Riches Quilt Donation

White Pass Ski Patrol Quilt Donation

(this quilt from the 101 donated and thanks to Nancy Abbenhaus who paid for backing and batting and the quilting was donated)

2019 Donations Received:

185 Yards of Fabric

200 pounds of Fabric

101 Quilt Tops

7 Quilt Tops

20 yards of Batting

Accepting Quilt Donations:

Quilts of Valor ~ Susan Schell

American Hero ~ Wounded Warrior



November Meeting Recap

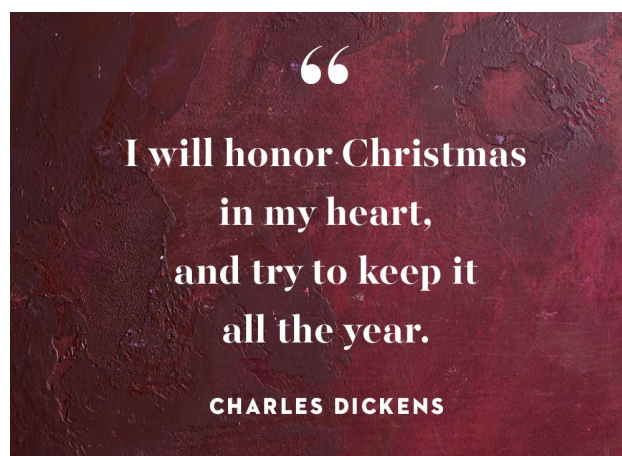


Please meet Ann Martinez who has created Voices For Children Foundation for abused and neglected children in Yakima County. Ann spoke at our November meeting and told us about the Buddy Bag Project, a local program that she created for children in Yakima County. What is a Buddy Bag? A Buddy Bag distributes duffels and backpacks filled with age appropriate personal and comfort items, such as baby care necessities, toys, hand made quilts, books, diapers, undergarments, alarm clocks, and school supplies to help give a child a sense

of belonging and respect at such a helpless time in their life. The key ingredient to a Buddy Bag? **A homemade quilt.** Many guild members make these smaller quilts to be donated for the Buddy Bags. Yakima County has over 700 children each year that are removed from their homes for various reasons. Their parents have been unwilling, or unable, to provide them with appropriate care, and the state has determined that remaining in their family home would put them at serious risk. They have been removed from their home, and everything they know to be put into the Foster care system. It is heartbreaking.

You can donate your smaller quilts (50"x60") or even twin sized quilts to Paula Brooks and let her know it is for the Buddy Bag project. Want to do more?

Check out their website at: <http://voicesforchildrenyakima.org/>



November Meeting Recap



These are our Birthday Beauties for the months of November and December! Happy Birthday to you all!



Secret Sisters had their big reveal during the November meeting. It was fun to watch. Some had guessed their secret sister. Some were surprised. But all had fun. Thanks to Lynn Langley that did Secret sister with a twist!

Congratulations to Susan Yearout who was the Lotto Block winner for November. YAY to Susan!!



November Show N Tell



Thanks to everyone who made a signature block for Renee that has done a tremendous job of being President this year! Thank you ladies and thank you Renee!



Meet Sophie who is only 6, but she pieced and quilted this beautiful quilt for her two year old sister. The quilt is called, Unicorn Rainbows! Who doesn't LOVE Unicorns and Rainbows? Great job Sophie!!! Wow Carol! What a fantastic granddaughter you have!!



LOVE THIS PHOTO!



November Show N Tell



Some of you may remember this heart block from our Lotto block this year. Well, Lynn Langley took that block and made some “heartfelt” flowers out of that block. Of course this is her own fantastic design and creation. Great job Lynn!

Shirley Williams shared this beautiful Christmas Quilt. I love your bright colors!



Carol Meier showed us this STUNNING King sized quilt that she made for her husband. Carol stated that this was probably the most fun quilt that she had ever done. Carol thought that maybe the center portion might be an upcoming class!



November Show N Tell



Susan Yearout shared her beautiful wall hanging of the falling leaves. Susan, this quilt shows so much depth and beautiful fall colors. Thank you for sharing.

Lisa Stevens, Quilt Guild Member of the Year, shared here purchase of a 101 Quilt that she will be gifting to a neighbor. Wow! Lisa, we ALL want to be your neighbors!



Mary Whitney shared her jelly roll race quilt made out of beautiful batiks. Mary, great job!! Thank you for sharing.

November Show N Tell



Renee Miles shared this beautiful muted and soft colored quilt. It make you just want to grab it, a book and sit by the fire.

Nancy Ramsey, who quilts with those Naughty Girls (no, Bertha, you are NOT a member) made this incredible Christmas quilt. It was a row quilt, by the way! Ho Ho Ho!



Kathleen shared this king sized lush quilt that will be a gifted during the holiday season. Kathleen, this is just amazing! Thank you for sharing.



November Show N Tell



I just love when Renee and her sister Heidi quilt together. It's like a two-fer. You get to see two beautiful quilts in two different colorways and in this case, a little different pattern as well. Thanks ladies!!

Kathy Winters shared two quilts in November ~ this one is for a friend's baby and the next one is a wall hanging that she created. Looking good, Kathy!



Christmas Poem



Just For You

This quilt is made of cloth and thread,
To place upon your little bed.
It's not an heirloom just to keep,
But to lie upon as you count sheep.

Or perhaps the floor's the perfect place,
For a Doll and Teddy picnic place.
This quilt can be anything you dream,
From Superman's cape to the robe of a queen.

Pretend it's a raft adrift at sea,
Or just cuddle up when you watch TV.
So use it up and wear it out.
I promise I won't yell or pout.

Just tell me when its days are through,
And I'll make another one just for you.

~Author Unknown~

Christmas Party



Christmas Party



The theme for the gift exchange was reindeer. From the looks of things, you ladies knocked it out of the park! (Or should I say out of Santa's sleigh?)




Christmas Party



I'M DREAMING
of a white
CHRISTMAS,
but if the
WHITE RUNS OUT
I'll drink
THE RED

Thanks to donating Guild members,
the Guild raised \$409 to be given to
the Union Gospel Mission.



And the Crown Goes To:

Lisa Stevens, Yakima Valley Quilt Guild Member of the Year!

Lisa has done an outstanding job this year as Treasurer! Earlier this year she set the books and the budget up in the new accounting program and she was responsible for the funds (both in and out) of the quilt show. She has been a tremendous friend to the Guild and has dedicated many hours to its success. When you see Lisa, be sure to tell her Congratulations!!!



Runner Ups:



There were nine nominations for Quilter of the Year. Each one of these ladies brought something special to our guild. Lisa Stevens, Faye Ives, Zella West, Karla Griffin, Nancy Raynor, Ann Wyant, Connie Bowman, Ginger Marshall, and Linda Murray! Bringing new members and ideas to our group, helping to organize our quilt show, Treasurer, committee work, newsletter, ticket sales, community charities, bringing lecturers and teachers to enhance skills to all levels of quilting and all with smiles.



Why yes, Bertha, I do remember last Mother's Day. How could I forget? The very nice restaurant where we were having lunch was handing out roses for Mother's Day. Maybe it was one too many mimosa's, coupled with your love of the Bachelorette, but you grabbed your rose, and started kissing all of the guys from 9 to 90 screaming I won! I won! We were escorted from the restaurant. Hopefully no one receiving roses at the Guild dinner had to go through such a thing!



Christmas Recipes

So good,
you won't
want to
share!
Better make
a **DOUBLE**
batch!!

Christmas Reindeer Crack

Ingredients:

- 2 cups bugles
- 2 cups fritos
- 3 cups salted pretzels
- 1 cup Chex mix
- 1 cup roasted peanuts
- 1 1/2 cups M&Ms
- 1 pack of white chocolate bark or melting chocolate (Ghirardelli melting chocolate)



Instructions

1. In a Large bowl pour your Pretzels, Fritos, Bugles, Chex Mix, Peanuts & M&M's..
 2. Place the melting chocolate or bark in a bowl & microwave for 90 seconds. Stir and, if needed, heat an additional 15 seconds until it's smooth and creamy. watch it closely, keep stopping to stir , it burns easily if you use this way! I recommend using a double boiler, easier and you always get perfect melted chocolate.
 3. Drizzle melted chocolate over the mixture in the bowl and mix around to coat it all.
 4. Once fully coated, take a large cookie sheet and pour coated mixture onto the sheet and spread it out and allow to cool completely.
 5. Once cooled, break into pieces.
 6. Store in an air tight container- does NOT need to be refrigerated.
- ENJOY!



How to Make Candied Pecans



This recipe is as easy as 1, 2, 3! We guarantee you'll want to make it over and over again!

1. Whisk egg white and water, coating the pecan halves.
2. Sprinkle with a cinnamon, sugar and salt mixture. No measurements, use your taster!
3. Bake and voila, homemade candied pecans!

Pecans are not only easy to make, but there are tons of different ways to enjoy them! Use candied pecans for salad, add them to a bowl of yogurt, or fruit! Add them to dried fruit for a super trail mix or just grab handful of caramelized pecans by themselves for a quick satis-



Hmmmm...one would think, based on these recipes that I have some kind of addiction to sugar.

Christmas Recipes

SORE THROAT?



If you wake up with a sore throat, and begin to feel a cold coming on, mix hot water, 2-tablespoons honey, 2-tablespoon vinegar, dash of cinnamon, and 2 tablespoons of lemon juice, mix well, and drink, you will feel better within the hour! Works every time!

Bertha's Get Well Drink:

1 cup hot cocoa ~ 6 oz.
An undetermined amount of Peppermint Schnapps ~
~ or if you are a wimp, just 1 oz. ~
1 oz. crème de cacao
Whipped Cream and those very cool sprinkles on top or some crushed peppermint.

After two of these, you will definitely feel better! In fact you may not be able to feel at all! Hahahah



CRESCENT ROLL VEGGIE PIZZA

INGREDIENTS

- 2 tubes of refrigerator crescent rolls
- 1 8-ounce package of cream cheese – softened
- 3 TBS sour cream
- 1 envelop of dry ranch salad dressing mix
- 1/4 cup of fresh dill – chopped small
- 1 small head of broccoli
- 3 large carrots
- 1 red bell pepper
- 1 yellow bell pepper
- 1 English Cucumber

INSTRUCTIONS

1. Preheat the oven to 350° as directed on the crescent roll package instructions.
2. Spread crescent rolls across the cookie sheet – covering the cookie sheet and sealing the cuts between each of the rolls.
3. Bake according to crescent roll package instructions.
4. Cool completely before adding toppings (you can also cool it and lightly cover it with a paper towel and leave on the counter top overnight).
5. In a medium-sized bowl, add softened cream cheese, sour cream, ranch dip and fresh dill; stir until fully mixed.
Chop all veggies very small and toss them all together in a bowl.
6. Spread ranch dip evenly across the baked and cooled crescent roll pizza base
7. Add mixed veggies, cut into squares and enjoy!



Thanks to Pam Reed that does this **Crescent Roll Veggie Pizza** better than anyone!!!

Just a Little Humor...

Here's a little story about Bertha and her husband:

An 80 year old lady was arrested for shop lifting.

Judge: "What did you steal?"
She replied, "A can peaches."

The judge then asked her, how many peaches were in the can?

She said, "6."

Judge: I'll give you 6 days in jail.

Before the judge could pronounce the punishment, the husband spoke up and said, "She also stole a can of peas!"

Let Me Sew

Oh, the weather outside is frightful,
But my fabrics so delightful,
And since I've no place to go,
Let me sew, let me sew, let me sew.

I don't see signs of stopping,
And my ideas, they are a-popping,
So unless my stash gets way down low,
Let me sew, let me sew, let me sew.

When my seams finally get just right,
I can sew long into the night.
Right now I'm loving that old storm,
Cause soon I'll have a quilt that is warm!

The fire is slowly dying,
At least I'm not out fabric buy-ing.
So as long as I love to sew,
Let me sew, let me sew, let me snow.

Edited from

[Glenda Stephenson](#) to [My Hobby is Quilting](#)



The happiest people
I know are evaluating and
improving themselves.
The unhappy people are
usually evaluating and
judging others.



Husband and Wife Christmas Shopping 🌲👤




A couple were in a busy shopping center just before Christmas. The wife suddenly noticed that her husband was missing and as they had a lot to do, so she called him on the mobile. The wife said "Where are you, you know we have lots to do." He said "You remember the jewelers we went into about 10 years ago, and you fell in love with that diamond necklace? I could not afford it at the time and I said that one day I would get it for you?" Little tears started to flow down her cheek and she got all choked up... "Yes, I do remember that shop." she replied. "Well I am in the gun shop next door to that."

Teresa Silva (need I say more?)

Teresa, thank you so much for coming to the Guild and sharing your beautiful quilts with us. Each one is just more beautiful than the one before. Although Bonnie Hursch did a fantastic job of taking pictures, I have learned that I can not put a bazillion photos in the newsletter. (Apparently the internet people will not allow this) I do so hope you will find the time to join us again and share your wonderful craft!



Teresa Silva



Teresa Silva



Tradio

FOR SALE:

HQ SIXTEEN LONG ARM QUILTING MACHINE

16" Throat, Stitch Regulator, Extensions included \$4000

Includes: Electric bobbin winder, 8' wooden table, several spools of thread, extra leaders, laser stylus, pantograph patterns, some rulers, extension pipes, rail extensions, extra bobbins, needles. All set up so you can try it out. Contact Kathy Christian 509-952-5869 or email at kjgechristian@gmail.com



FOR SALE: Beautiful Singer Treadle machine and cabinet, \$300 obo. Dan Corbett did a recent service on this machine and it does work, but there is only one shuttle. Call or text Sue Parker at 509-833-3396



FREE: 3 garbage bags of very small scraps and scrap batting. May be some pieces large enough for string quilts, but mainly would be best for dog beds, etc. Please text Zella at 509-961-7948 to arrange for pick up.



Friendship groups.... I know a church in Yakima that is offering a room for community events. I thought of the Friendship groups within the Guild! Space is available now for 2020. The cost for a five-hour day is \$10 to help pay expense for electricity used by your group. So, if your group met once a month, the fee for ten months would be \$100. Entrance access from parking lot. New kitchen too. Available after January 1st. Any group would need to provide their own liability insurance. If interested, don't wait too long. Please call me (Shirleen) with any questions at 949-7740.



Bonnie Hunter's Mystery Quilt....

It's not too late to join in the frolicking fun! Diane Poulin has created a fun Facebook page to everyone to post photos: <https://www.facebook.com/groups/2148870162086957/> Not on Facebook? Not a problem, Diane sends out an email when clues are posted. Join the frolicking fun!!



IN MY SEWING ROOM *thou shalt not ...*

- ... ask when it will be finished
- ... cut anything with my fabric scissors
- ... request that I hem your pants
- ... speak to me when I have seam ripper in hand
- ... tell me I have too much fabric
- ... push buttons on my sewing machine
- ... bring me your clothes to iron
- ... pull on any loose threads
- ... wonder aloud why I'm still in my pajamas
- ... come looking for food—this is not the kitchen



DOLLAR TREE SEWING HACKS

- X-Large Storage Bags for projects
- Masking Tape (1", 1/4", and 2")
- First Aid Tape for the back of rulers
- Cabinet shelf Grip liner (foot pedals)
- Lint Remover Brush, makeup brushes
- Flannel Back tablecloth for design wall (put in dryer to remove wrinkles, but not too long)
- Garden Gloves (tacky feel for machine quilting); cut off 1st 2 fingers of gloves below 1st knuckle
- Bamboo or cuticle sticks for stylus
- Flexible chopping mat for templates, especially if using same block

Thanks to Shirleen Wilhelm for sharing.!

Full video at: <https://www.youtube.com/watch?v=Xak5IMBSUZA>

2020 Member Dues

YAKIMA VALLEY QUILTERS' GUILD MEMBERSHIP FORM

{ } \$30.00 Year Regular Membership { } \$20.00 Year (for those 75 years & plus)

Name _____ Email address: _____
 Mailing Address _____ City _____ State _____ Zip _____
 Telephone (Home:) _____ (Cell:) _____ Date _____

I would be willing to work on the following committees:
 Please check at least one!

___ Birthdays ___ Bylaws ___ Cookies ___ Charity Quilts ___ Fundraising ___ Historian
 ___ Lotto Block ___ Marketing/Publicity ___ Membership ___ Monthly Programs
 ___ Newsletter ___ Raffle Quilt ___ Raffle Quilt Marketing ___ Retreats ___ Secret Sister ___ Sunshine
 ___ Treasure Trunk ___ Website ___ Workshops/Lectures (2020) ___ Quilting University ___ Audit
 (January) ___ Nominations (September) ___ Guild Member of the Year (October) ___ Quilt Show (Biennial)

There are multiple committees and areas that we need your help with. This is part of being a guild member but more importantly, it is fun and you get to know your fellow members so much better! You won't be sorry...you might be tired but not sorry!

MEMBERSHIP QUESTIONNAIRE - Tell us about yourself....

Birthday _____ General Information: Husband's name, children's name & ages if they live at home, do you work and where, etc.

Tell us more about yourself: Favorite colors, quilt patterns, fabrics, etc., other hobbies besides quilting. Do you rate yourself as a beginner, intermediate or advanced quilter? Do you like to make bed size quilts, wall hangings, clothing, etc. This is information that helps the Guild to get to know you better and helps us know what our members are interested in.



Make Checks payable to **Yakima Valley Quilters' Guild.**

Mail this completed form and payment to:

YVQG P.O. Box 2813, Yakima WA 98907

Grace, Year Around

So, here it is the month of December, when we all practice kindness, generosity and grace. It seems that we are all kinder in December, doesn't it? We look out for the less fortunate, we pay forward in the coffee line, donate coats and toys and put a few coins in the bell ringer's kettle. I know that many of you have been very busy working on charity quilts, chemo scarves, dog and kitten beds and other items for charity as well as making loved ones precious gifts.

But, let's talk about grace and her power. (Maybe it should be Grace?) In my mind, Grace is a woman and she is my mentor. You see, Grace is a word that I have been using recently and more importantly, it is an action and awareness that I have tried to implement in my daily life this year. Have I been perfect? Heck no, but with Grace on my shoulder and whispering in my ear, I've made great strides.

Grace is happiest and works best when you give her away. Not kidding. You know that customer that cut in front of you in the grocery line when you needed to get home and get dinner started? You may want to grab her basket (or her hair) and sling it (or her) to the floor, but let's try Grace instead. Let's change our thinking to maybe she is in a bigger hurry than I am. Maybe she has a sick child at home and needs to hurry. Maybe her husband will be upset if she is even a few minutes late. Smile and give Grace.

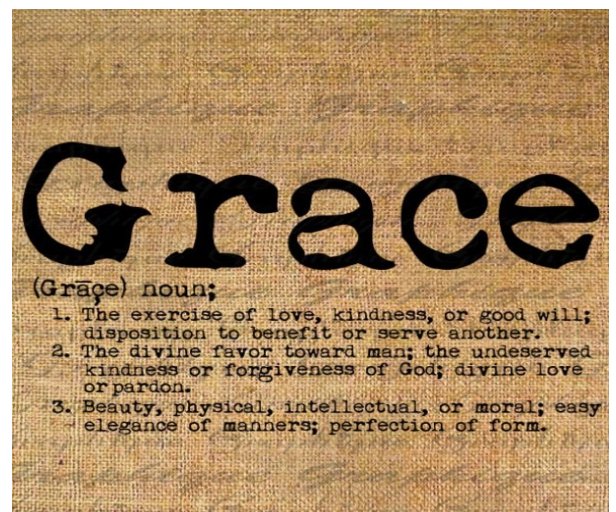
We've all received an email that appears to be abrupt. Before you send a zinger back (and oh boy can I zing), let's give Grace. Words on a paper or computer can be misconstrued (and are, more often than not). Maybe the sender was in a hurry, or would have said it in a completely different manner. Grace says let's not take that personally, get angry or hold a grudge.

There are so many examples in our daily lives when people are rude, mean, and nasty to us. We can in turn retaliate, be hurt, be mean to someone else, or we can give Grace. Think about it. It begins and ends with you.

As a Guild member, we should try giving Grace. What a gift we could give each other! Instead of anger, hurt and resentment, Grace can help us build bridges instead of destroy them. We don't know the problems or trials of other people, but Grace does. She makes allowances. She wants us to curb our hurtful words and retaliation. She wants us to do better; to **be** better. She wants us to be kinder. Being kinder doesn't mean weaker. In fact, it's just the opposite. Having Grace and giving Grace takes strength. (Sometimes more than I have, but I'm working on it!)

Grace is my mentor and she can be yours too. It's a choice. I choose to give Grace as often as I can. Sometimes I slip, as old habits are hard to ditch. It's amazing, but truly I am happier looking for the good in people instead of expecting the bad. There is an old saying that you will find what you look for in people. Grace allows me to find the good. I hope you will find Grace and share her as often as you can.

You will be better for it and so will our Guild.



2020 Puyallup Sew Expo



A bus full of quilters ~ On Leap Year Day!

It is not too late to save your seat for the 2020 bus trip to Sew Expo! If you have never been to Sew Expo, then you are literally *missing the bus*! Quilters travel from across the United States to visit this sewing and quilting expo, and we are lucky enough to have it in our backyard. There are all kinds of classes and vendors ~ it IS amazing! Contact Diane Poulin to save your seat today!

Over 100
classes each
day and over 80
instructors!

Dianepoulin15@gmail.com or 509-969-7800

Classes are now posted: <https://sewexpo.com/>

Readers ~ Dear Mrs. Inc. is a new section to our newsletter. I hope you will find it entertaining AND beneficial. Enjoy!

Dear Mrs. Inc.

I was at a meeting the other night and by-laws were mentioned. It got me thinking, does our Guild have by-laws? What are they for? Are there other important documents as well?

Signed, Befuddled

Dear Befuddled,

Thanks for asking! Every non-profit organization (as recognized by the State and the IRS) has at least two guiding documents; Articles of Incorporation and By-Laws. Our Guild actually has these two documents plus a third document, which is job descriptions for each Committee Chair. These three documents act as a guide for the Guild to maintain consistency in their operations, meet state law regulations and maintain non-profit status. All important items for any non-profit organization!

We'll tackle your question of "What are they for" in the next newsletter. Stay tuned!

Mrs. Inc.

WANT TO LEARN HOW TO APPLIQUE?

Please join us, The Apple K-ers! Our meetings are the second Wednesday of each month, starting in February from 6:30PM to 8 PM-if you'd like more information, email Carol Meier at cjm1371@icloud.com, or call Carol at 206-948-6605. IT'S FREE!



The pattern said
I needed to baste
my quilt..



This can't be right.

Dinkydoo
modern fabrics

Carol's Quilting

Specializing in Edge2Edge quilting

Carol Raschko

Cell(509)949-5006

Studio(509)697-3342

carolsquiltingbarn@gmail.com



Doodlebug Quilting

Deb Funkhouser

Longarm Quilting
w/Gamill Statler Stitcher

1001 Harrison Road

Selah, WA 98942

509-697-3980 or

509-388-4109

bfunkhouser@fairpoint.net

10% off
for first time customers

Naches Heights Creative Quilting

Tina Bolin

610 Shannon Road
Yakima, WA 98908

(509)930-0344

nachesheightscreativequilting.com

Tina@nachesheightscreativequilting.com



404 W. Chestnut Ave
Yakima, WA 98902
(509) 901-7792

LONG ARM QUILTING & RENTAL
www.sandyssewingcenter.com

LOTTO BLOCK



Shoofly Quilt Block Variation

Block finishes at 9" unfinished

Due: January 8, 2020

Free pattern online at: [https://fabric406.com/blogs/fabric406-blog/free-pattern-shoofly-quilt-block-variation?](https://fabric406.com/blogs/fabric406-blog/free-pattern-shoofly-quilt-block-variation?_pos=2&_sid=c686bf212&_ss=r)

[_pos=2&_sid=c686bf212&_ss=r](https://fabric406.com/blogs/fabric406-blog/free-pattern-shoofly-quilt-block-variation?_pos=2&_sid=c686bf212&_ss=r)

Fabric Colors:

Background fabric: White on white

Main fabric: Multi-Tonal Pattern

CUT:

White on white: 2 ~ 4" squares AND 4 ~ 3.5" squares

Main Fabric: 2 ~ 4" squares, 1 ~ 3.5" squares

Sewing Directions: Mark a diagonal line on the back of the 2—4" white squares. Put right sides together on one white 4" square and one 4" main fabric square. Sew 1/4" on both sides of the marked line on the white square. Repeat for remaining 4" blocks. Cut on the diagonal line to make 4 ~ 3.5" half square triangle blocks. (See photo 1) Press to the dark side. Arrange the 4 HST's with white on white background, 3.5" squares with the 3.5" main fabric in the center and the 4 HST'S in each corner (See photo 2) Sew the patches together in three rows, starting with the top row, then middle, and bottom. Iron the rows toward the white squares. Sew the three rows together and iron. Next cut down the center of the block - both horizontally and vertically (See Photo 3). Rotate the upper left and lower right corners 180 degrees and sew the four squares back together in a typical 4 patch block (See photo 4) and you are DONE!!



Photo #1



Photo #2



Photo #3



Photo #4



Merry Christmas!



**Have an idea for an article?
How about some super awesome tips?
Drop me an email and let's include them in the next *Piece Talk*!**
Zella West ~ Mzjwest@charter.net

Sunshine Committee:

If anyone knows of a guild member who needs a little sunshine, due to illness or in sympathy, we can send them a card. Please let **Carol Rhoades** know at 509 249-2755.

www.yakimavalleyquiltersguild.org

**Yakima Valley Quilters Guild
PO Box 2813
Yakima WA 98907**