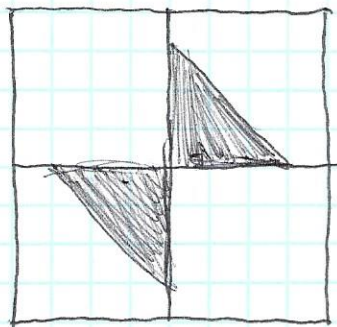


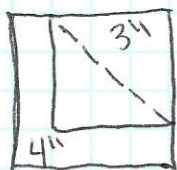
Butterflies in the Garden



Cut 4, $4'' \times 4''$ squares

Cut 2, $3'' \times 3''$ squares

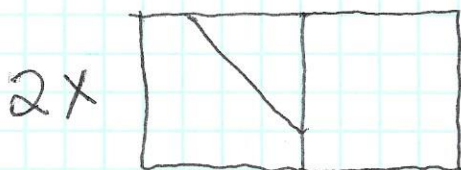
Sew 2 of the $3''$ squares onto 2 of the $4''$ squares, from one corner of the $3''$ square to the other corner of the $3''$ square. (refer to picture Below.)



Do this twice, then cut off the ears & press the $3''$ block up to complete the $4''$ block.

you will now have two.

Sew the two remaining $4''$ blocks to the $4''$ blocks with the dog eared corners like below picture. Then sew the two



halves together to complete the block. Press