


## Saltwater Taffy



10" finished quilt block

7 ½" finished quilt block

5" finished quilt block


# Patchwork Square

Free Quilt Block Pattern

## Saltwater Taffy

10" finished quilt block

Fabric Placement



### How-to Notes



Bisect square on one diagonal



Bisect square on both diagonals

\*All seam allowances are 1/4" unless noted otherwise

**1**



**Fabric 1**

Cut 4 squares 2 1/2"

**2**



**Fabric 2**

Cut 4 squares 2 1/2"

Cut 2 squares 2 7/8" and bisect on one diagonal

**3**



**Fabric 3**

Cut 4 rectangles 2 1/2" x 4 1/2"

**4**



**Fabric 4**

Cut 5 squares 2 1/2"

Cut 2 squares 2 7/8" and bisect on one diagonal


# Patchwork Square

Free Quilt Block Pattern

## Saltwater Taffy

7 1/2" finished quilt block

Fabric Placement



### How-to Notes



Bisect square on one diagonal



Bisect square on both diagonals

\*All seam allowances are 1/4" unless noted otherwise

**1**



**Fabric 1**

Cut 4 squares 2"

**2**



**Fabric 2**

Cut 4 squares 2"

Cut 2 squares 2 3/8" and bisect on one diagonal

**3**



**Fabric 3**

Cut 4 rectangles 2" x 3 1/2"

**4**



**Fabric 4**

Cut 5 squares 2"

Cut 2 squares 2 3/8" and bisect on one diagonal


# Patchwork Square

Free Quilt Block Pattern

## Saltwater Taffy

5" finished quilt block

Fabric Placement



### How-to Notes







Bisect square on one diagonal



Bisect square on both diagonals

\*All seam allowances are 1/4" unless noted otherwise

<b>1</b>		<b>Fabric 1</b> Cut 4 squares 1 1/2"
<b>2</b>		<b>Fabric 2</b> Cut 4 squares 1 1/2" Cut 2 squares 1 7/8" and bisect on one diagonal
<b>3</b>		<b>Fabric 3</b> Cut 4 rectangles 1 1/2" x 2 1/2"
<b>4</b>		<b>Fabric 4</b> Cut 5 squares 1 1/2" Cut 2 squares 1 7/8" and bisect on one diagonal

## Saltwater Taffy

