

2020 February Lotto Block

Lovely

vol. 13, block #1300

White Solid

- 4 squares (A) $2\frac{7}{8}'' \times 2\frac{7}{8}''$
- 6 rectangles (B) $2\frac{1}{2}'' \times 4\frac{1}{2}''$
- 6 squares (C) $2\frac{1}{2}'' \times 2\frac{1}{2}''$
- 1 square (D) $4\frac{1}{2}'' \times 4\frac{1}{2}''$

Assorted Solids

- 4 squares (A) $2\frac{7}{8}'' \times 2\frac{7}{8}''$
- 2 rectangles (B) $2\frac{1}{2}'' \times 4\frac{1}{2}''$
- 10 squares (C) $2\frac{1}{2}'' \times 2\frac{1}{2}''$

Refer to "Triangle-Squares" in Basic Lessons. Pair white A's and assorted A's to make 8 unit 1's.





Unit 1
Make 8



FEBUARY LOTTO BLOCK

Using the stitch-and-flip technique, join white B's and assorted C's to make 2 unit 2's. Use assorted B's and white C's to make 2 unit 3's.



Unit 2

Unit 3

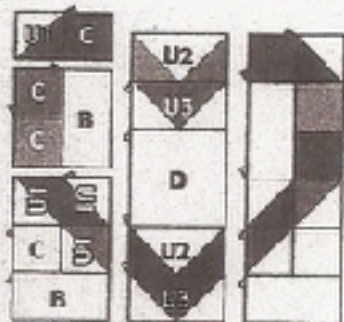
Stitch & Flip

Stitch & Flip

Make 2

Make 2

Join units and patches as shown to make a Lovely block.



Block Assembly

This is a sneak peek at the lotto block that you will receive Wed., Jan 8th at our Guild meeting.

For this block you will need plain white fabric for the background and assorted red print fabric for the heart shape.

This is a good block to use your scraps of red fabric. You won't use enough to wipe out your red scraps, but every little bit helps. At least that is what I keep telling myself as I buy more fabric.

I will have limited copies of this pattern at the meeting, so if you have the ability to print this for your use, that would be a big help.

Have fun with the block. It is just squares, triangles and rectangles.

Lovely

vol. 13, block #1300

White Solid


- 4 squares (A) $2\frac{3}{8}'' \times 2\frac{3}{8}''$
- 6 rectangles (B) $2\frac{1}{2}'' \times 4\frac{1}{2}''$
- 6 squares (C) $2\frac{1}{2}'' \times 2\frac{1}{2}''$
- 1 square (D) $4\frac{1}{2}'' \times 4\frac{1}{2}''$

Assorted Solids

- 4 squares (A) $2\frac{3}{8}'' \times 2\frac{3}{8}''$
- 2 rectangles (B) $2\frac{1}{2}'' \times 4\frac{1}{2}''$
- 10 squares (C) $2\frac{1}{2}'' \times 2\frac{1}{2}''$

Refer to "Triangle-Squares" in Basic Lessons. Pair white A's and assorted A's to make 8 unit 1's.

 **Unit 1**
Make 8



FEBRUARY LOTTO BLOCK

This is a sneak peek at the lotto block that you will receive Wed., Jan 8th at our Guild meeting.

For this block you will need plain white fabric for the background and assorted red print fabric for the heart shape.

This is a good block to use your scraps of red fabric. You won't use enough to wipe out your red scraps, but every little bit helps. At least that is what I keep telling myself as I buy more fabric.

I will have limited copies of this pattern at the meeting, so if you have the ability to print this for your use, that would be a big help.

Have fun with the block. It is just squares, triangles and rectangles.

Using the stitch-and-flip technique, join white B's and assorted C's to make 2 unit 2's. Use assorted B's and white C's to make 2 unit 3's.

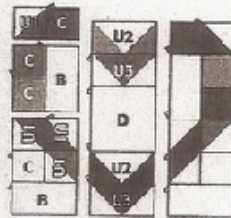


Unit 2
Stitch & Flip
Make 2



Unit 3
Stitch & Flip
Make 2

Join units and patches as shown to make a Lovely block.



Block Assembly