

At-A-Glance Reference Guide

to BERNINA[®] Presser Feet, Attachments, and Accessories

BERNINA⁺ Presser Feet:

- are precision engineered for specific functions
- are Swiss-made for the highest quality
- are one-piece metal feet, making them strong and durable
- are easy to change with one hand, requiring no special tools
- have a white shank, making it easier to see the eye of the needle, resulting in easier threading
- are, in some cases, modeled after commercial feet used in factories to increase speed and production with professional looking results
- do the job intended in relation to all types of sewing (garment making, quilting, crafting, etc.)
- are supported by the best and most complete educational materials in the industry such as *Feet-ures*, Volumes 1, 2, and 3 and the BERNINA USA website (www.berninausa.com)

Understanding the Numbers/Letters

BERNINA presser feet are numbered and may have one or two additional versions with a letter that follows the number, such as Edgestitch Foot #10C or Jeans Foot #8D.


No Letter—The number *without* a letter refers to a foot engineered to be used with BERNINA models that have a CB Hook and a maximum stitch width of 5.5mm. These feet may also be compatible with models that have a 9mm width when a 9mm width is not applicable, such as when making pintucks with feet #30, 31, 32, or 33.

The Letter “C”—When a foot number is followed by a C, it indicates a version of the foot made for models that have rotary hook systems and a maximum stitch width of 9mm. The “C” stands for coded and refers to the sensor on the foot that works with the electronics of the machine to engage the wider stitch width (see page 8 for more information on sensors). The sole of the “C” foot is usually larger to fit the wider feed dogs of the rotary hook machines.
Exceptions: Overlock Foot #2/2A: 2A is larger to fit the wider feed dog but does not have a sensor for a wider stitch because the overlock stitches are not used at wide widths. Extra Wide Gathering Foot #16C: 16C is larger to fit the wider feed dog but does not have a sensor for a wider stitch width.

The Letter “D”—The feet that have a number followed by a D are designed to work with the 8-Series (models 830 and 820) Dual Feed feature. After attaching the foot, the dual feed mechanism is positioned in the cutout on the back of the foot, engaging the BERNINA Dual Feed system. It is recommended that the D-Feet are used only when engaging the BERNINA Dual Feed feature.



PRESSER FEET PRODUCTION



Assembling the Walking Foot • Hand-polishing Presser Feet Soles • Assembling the Blind Hem Foot

At-A-Glance Reference Guide

to BERNINA[®] Presser Feet, Attachments, and Accessories



ZIGZAG FOOT #0

All-purpose foot for straight stitch, zigzag, and other forward-feed stitches.



BUTTONHOLE FOOT #3C

Essentially the same as Foot #3, this foot is designed to work with models that have a maximum stitch width of 9mm.



REVERSE PATTERN FOOT #1/1C/D

All-purpose foot that works well for forward-feed and multi-motion decorative stitches.



ZIPPER FOOT #4/4D

Designed to stitch next to zipper coils, this foot requires the use of a far right or far left needle position.



OVERLOCK FOOT #2/2A

For use with overlock stitches to overcast fabric edges, attach ribbing, and sew overlock seams.



BLIND HEM FOOT #5

Works with the Blindstitch for sewing "blind" hems. The foot design helps to create a smooth, un-puckered hem.



STANDARD BUTTONHOLE FOOT #3

For manual buttonholes, the sole has two grooves for the beads of the buttonhole to move freely.



EMBROIDERY FOOT #6

Designed for heavy satin stitching and appliqué, this foot also has a hole for sewing over narrow cord and elastic thread.




AUTOMATIC BUTTONHOLE FOOT #3A

Works with computerized models to make measured, repeatable buttonholes automatically. Also has slide for manual measuring.



TAILOR TACK FOOT #7

Designed to make tailor tacks to transfer pattern markings, it also does decorative work such as fagoting and fringing.



BUTTONHOLE FOOT with SLIDE #3B

Alignment guides make it easier to make manual buttonholes of the same length.



JEANS FOOT #8/8D

This hinged, straight stitch foot concentrates needle power for better penetration when sewing through thick, heavy, dense layers.


At-A-Glance Reference Guide

to BERNINA[®] Presser Feet, Attachments, and Accessories



DARNING FOOT #9

Free-motion foot for darning and other free-motion work such as thread painting, bobbin play, and quilting.




ZIPPER FOOT WITH GUIDE #14/14D

Similar to Foot #4 but has an adjustable guide for sewing even laps when inserting zippers.



EDGESTITCH FOOT #10/10C/10D

Has a guide to help stitch perfectly straight along a seam or edge; great for in-the-ditch stitching.



EMBROIDERY FOOT #15

Used with the *artista* embroidery module for machine embroidery.



CORDONNET FOOT #11

Use heavy decorative thread in the needle (topstitching needle) and sew beautiful straight stitches.




GATHERING FOOT #16/16C

Easily gather fabrics. Wide "C" version fits 9mm feed dog but does not accommodate 9mm stitch width.




BULKY OVERLOCK FOOT #12

Designed to sew heavy knits, also great for rounded piping, couching cord, & attaching beads.



BUTTON SEW-ON FOOT #18

Quickly and easily sew flat buttons with or without thread shanks.



BULKY OVERLOCK FOOT #12C

Functions same as Foot #12 with a larger "tunnel." Also has a hole on top for couching (see Foot #21).



OPEN EMBROIDERY FOOT #20/20C/20D

Similar to Foot #6 but has the front bar cut away for better visibility of the stitching area.



STRAIGHT STITCH FOOT #13

For all straight stitch work such as seaming, topstitching, and quilt piecing.



BRAIDING FOOT #21

Has a beveled hole to hold thick yarns, decorative threads, and narrow braids for couching.

At-A-Glance Reference Guide

to BERNINA[®] Presser Feet, Attachments, and Accessories



CORDING FOOT #22

Uniquely designed with three grooves to hold and control narrow cords side-by-side for couching.



3-GROOVE PINTUCK FOOT #30

Sew double needle tucks in heavier fabrics such as denim and wool.




CLEAR EMBROIDERY FOOT #23

For satin stitching and appliqué, the clear sole offers great visibility of the stitching area.



5-GROOVE PINTUCK FOOT #31

Sew double needle tucks in medium weight fabrics such as linen and chambray.



FREEHAND EMBROIDERY FOOT #24

The cut-away portion of this free-motion foot offers better visibility than Foot #9.



7-GROOVE PINTUCK FOOT #32

Sew double needle tucks in lightweight fabrics such as shirting and silk.




CORDING FOOT #25

Uniquely designed with five grooves to hold and control narrow cords side-by-side for couching.



9-GROOVE PINTUCK FOOT #33

Sew double needle tucks in fine fabrics such as batiste.



TEARDROP EMBROIDERY FOOT #26

The teardrop-shaped cutout provides improved thread control for machine embroidery.



CLEAR FOOT #34/34C/34D

Similar to Reverse Pattern Foot #1/1C/1D, this foot has a clear sole for increased stitch visibility.



FREEHAND QUILTING FOOT #29/29C

Designed for free-motion quilting, the clear sole offers great visibility.



INVISIBLE ZIPPER FOOT #35

Specially designed to insert in-seam "invisible" zippers; eliminates the need to press zippers open!

At-A-Glance Reference Guide

to BERNINA[®] Presser Feet, Attachments, and Accessories



PATCHWORK FOOT #37/37D

Designed to make sewing $\frac{1}{4}$ " and $\frac{1}{8}$ " seams easy and precise.



FREE-MOTION COUCHING FOOT #43

Holds narrow cords in place for free-motion couching; straight stitch only.



PIPING FOOT #38

Use to make flat, couture piping and for uneven sewing surfaces such as when sewing on heavy trims and webbing.



WALKING FOOT #50

Works with feed dog to keep layers of fabric from shifting while being stitched. Especially good for quilting and matching plaids.




CLEAR EMBROIDERY FOOT 39/39C

Similar to Embroidery Foot #6 but with a clear sole for better visibility; has a hole for sewing over elastic cord.



ROLLER FOOT #51

Rollers on the sole help fabric feeding when sewing leather, plastic, velvet, etc.



SIDEWAYS MOTION FOOT #40C

For sewing large directional sewing motifs on certain models.



NON-STICK ZIGZAG FOOT #52/52C/52D

Special coating on the sole lets foot slide over plastic, leather, and other "sticky" fabrics.



ROTARY FOOT #41 (1630)

For use with the directional sewing feature of model 1630.



NON-STICK STRAIGHT STITCH FOOT #53

Similar to Foot #13 but has a special coating on the sole to slide over plastic, leather, etc.



BERNINA STITCH REGULATOR #42 (BSR)

Patented foot that gives even, consistent free-motion stitches without hours of practice.



NON-STICK ZIPPER FOOT #54

Similar to Foot #4 but has a special coating on the sole to slide over plastic, leather, etc.

At-A-Glance Reference Guide

to BERNINA[®] Presser Feet, Attachments, and Accessories



LEATHER ROLLER FOOT #55

Gives maximum maneuverability enabling you to follow any contour and sew over uneven layers.



2mm STRAIGHT STITCH HEMMER FOOT #62

Double-turned hem rolled and stitched in one operation; use straight stitch only.



NON-STICK OPEN EMBROIDERY FOOT #56

Similar to Foot #20 but has a special coating on the sole to slide over plastic, leather, etc.



3mm ZIGZAG HEMMER FOOT #63

Double-turned hem rolled and stitched in one operation; use stitches up to 3mm wide; good for curves.



PATCHWORK FOOT WITH GUIDE #57

Essentially the same as Foot #37 with an added guide for extra insurance for precision stitching.



4mm STRAIGHT STITCH HEMMER FOOT #64

Double-turned hem rolled and stitched in one operation; use straight stitch only.




DOUBLE CORD FOOT #59C

Couch double or single rows of 4mm-6mm cord. Also good for single and double piping.



6mm ZIGZAG HEMMER FOOT #66

Double-turned hem rolled and stitched in one operation; use stitches up to 6mm wide.



DOUBLE CORD FOOT #60C

Couch double or single rows of 7mm-8mm cord. Also good for single and double piping.



2mm ROLL AND SHELL HEMMER FOOT #68

Double-turned soft hem rolled and stitched in one operation; use stitches up to 2mm wide.



2mm ZIGZAG HEMMER FOOT #61

Double-turned hem rolled and stitched in one operation; use stitches up to 2mm wide.



4mm ROLL AND SHELL HEMMER FOOT #69

Double-turned soft hem rolled and stitched in one operation; use stitches up to 4mm wide.

At-A-Glance Reference Guide

to BERNINA[®] Presser Feet, Attachments, and Accessories



4mm LAP SEAM FOOT #70

Makes easy 4mm flat felled seams by folding and holding the fabric for stitching.



BINDER ATTACHMENT #84

Feeds a flat strip of fabric around fabric edge & holds it in place for stitching. Requires Foot #94



8mm LAP SEAM FOOT #71

Makes easy 8mm flat felled seams by folding and holding the fabric for stitching.



SIMPLE BINDER #85

Feeds pre-folded or unfolded binding for stitching.



FOOT ADAPTER #75 & #77

Low shank adapter for generic feet and the BERNINA Ruffler Attachment #86.



RUFFLER ATTACHMENT #86

Gather or pleat fabrics; also gathers/pleats and attaches to a flat layer in one operation.



CUT 'n' SEW ATTACHMENT #80

Trims fabric and sews in one pass—machine doubles as a serger; requires Foot #90.




CUT 'n' SEW FOOT #90

Presser foot required for using Cut 'n' Sew Attachment #80.



EYELET EMBROIDERY SET #82

Makes a variety of sizes of embroidered eyelets. Requires Foot #82 (included).



EYELET EMBROIDERY FOOT #92

Presser foot required for using the Eyelet Embroidery Set.



CIRCULAR EMBROIDERY ATTACHMENT #83

Works with most presser feet and stitches to sew perfect circles.



BINDER FOOT #94

Presser foot required for using Binder Attachment #84

At-A-Glance Reference Guide

to BERNINA[®] Presser Feet, Attachments, and Accessories



NEEDLE PUNCH ACCESSORY SET


Duplicates the look of hand needle felting but is much faster. Works only with BERNINA models that have CB Hook systems. Has five barbed needles and comes with a special stitch plate to accommodate them.

Coded Feet

The current sensor of the coded feet enables the foot to sense the stitch width—5mm or 9mm. Coded feet will be manufactured with a new sensor that detects the stitch width and is also part of the new presser foot recognition System of the 8-Series machines.

Other points to know:

- All existing classic feet, the C-feet and all feet without sensor, can be used with the BERNINA 820 & 830.
- The 9mm detection is the same with "old" C-feet and with new C-feet.
- A foot without a sensor will be detected as a 5.5mm foot. This means straight stitch feet will not be detected automatically but each mounted foot can be selected from the list of the touch screen.



"old" sensor

"new" sensor



For complete information on using all of the BERNINA[®] presser feet and accessories, see *Feet-ures*, a 3-volume set of spiral-bound books. This comprehensive guide includes technique and setting specifics plus a useful cross-check feature referencing all BERNINA[®] presser feet that can be used for particular techniques.

Video clips showing basic uses of each BERNINA presser foot and accessory are available at:

www.berninausa.com

Go to: products > accessories > presser feet