



# News Blast

November 2017

## *In this Issue:*

### ***Jill's Article***

Jill previews our November events and in to the next year.

### ***Compensation, Part 2***

Diane covers compensating two more types of stitches – the diagonal and the oblique.

### ***Clubs***

There is still time to join this great, quick, club! Give us a call soon.

### ***Canvases***

These canvases have just arrived.

### ***Store Calendar***

### ***Birthday Coupon***

### ***Contact Us:***

244 W. Olentangy St.  
Powell, OH  
(614) 436-3905  
Jill@louisesneedlework.com  
<https://www.facebook.com/LouisesNeedlework>

### ***Store Hours: (EST)***

Monday: 10am to 4pm  
Tuesday: 10am to 7pm  
Wednesday: 10am to 4pm  
Thursday: 10am to 4pm  
Friday: 10am to 4pm  
Saturday: 10am to 4pm

### ***Store Closures:***

We will be closed for Thanksgiving from Wednesday, November 22 thru Sunday, November 26. We will open at our regular time on Monday, November 27.

## *Looking Ahead*

November brings a time for Thanks around the country and definitely at Louise's. We are thankful for our customers who have become family and friends. We share so much of our lives in our classes that we really get to know those who attend. Thank you to all our customers for your business and your friendship, we value each and every one of you.

Our November Trunk Show is The Artists Collection which carries several different designers. The show includes Mile High Princess, Bees Knees, Heart Strings and a number of others. Many of these darling canvases come with a stitch guide. Just about every holiday is covered in this show.


The Stitch-In this month will be on November 18 from 1 to 4. Join us for refreshments, great conversation and of course 3 hours of dedicated stitching time.

Our newest class that we have on schedule is a canvas painting class by Labors of Love artist JP Sligh. You can learn how to paint a sunflower canvas and stitch it the next day. I have taken a painting class from JP and loved it. It was fun to stitch a piece that I painted myself. This class will be held the weekend of March 9th. Stay tuned for more details.

Laura Taylor will be here June 22 - 24 to teach Melissa Shirley's First Thanksgiving. This will be a great piece to enjoy for years to come. More details to come on this fabulous class.



Lastly, as a shop owner I have taught and taken many classes and I know the rules that will make my stitching look perfect. That being said, there are times when I just stitch and don't think about what some of these rules are. I was traveling recently and just took a needle from one project to use on a new project that was a perfect size for a plane trip, and what harm would that do, right? Well, we tell our students to use a new needle for each project and I should have listened to my own advice. The old needle destroyed my Neon Rays. It pulled and damaged the thread and I had to waste so much it was ridiculous! I for one have learned my lesson! Get that new needle out of the packet! I will now travel with a packet of needles so that I can change to a new one whenever I need it. After all, in the grand scheme of needlepoint, needles are cheap. So we are not just trying to sell needles, we are protecting your pieces and your thread.



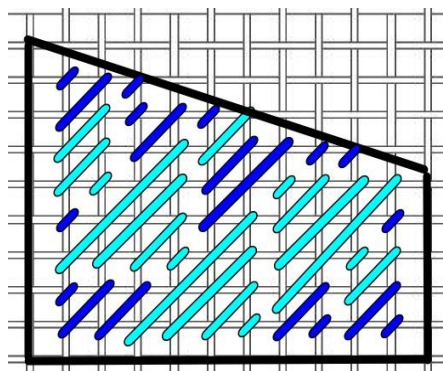
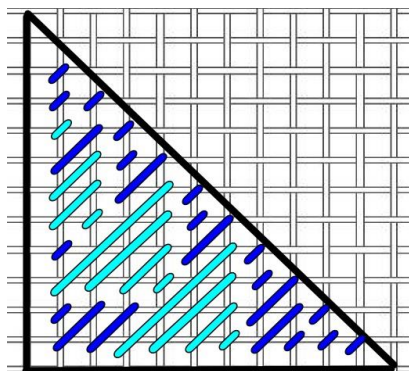
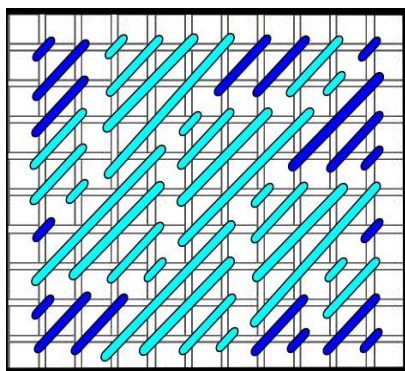
## Compensation – Part Two

### Diagonal and Oblique Stitches

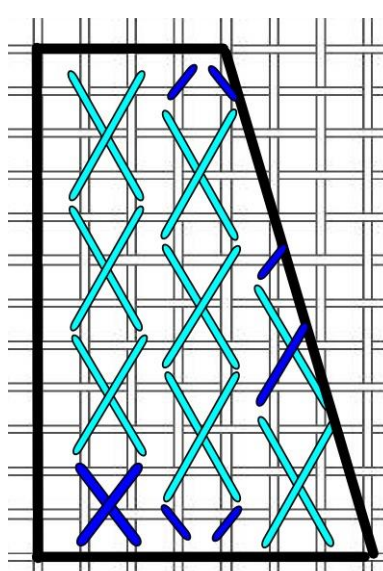
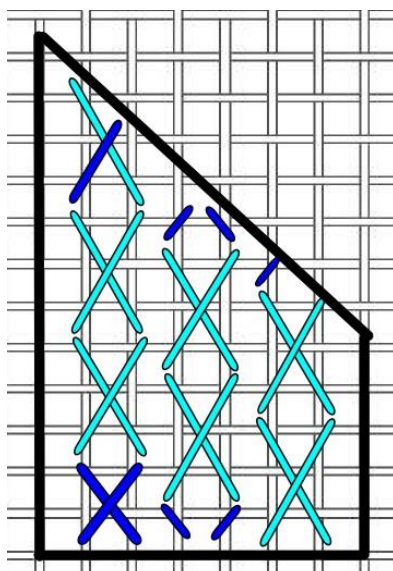
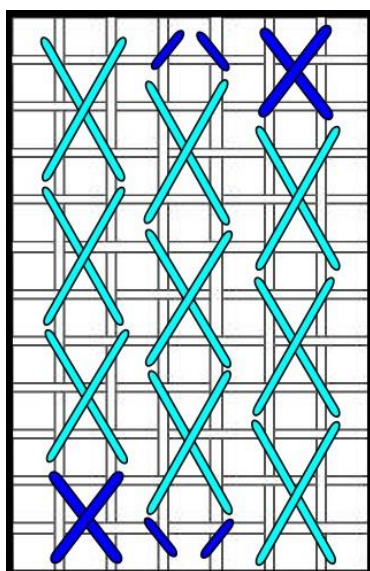
Diane Snyder

Welcome back to the second month in our series on compensating stitches. This month we are looking at the compensation for the remaining two stitch directions, diagonal and oblique.

I've chosen Milanese for the diagonal stitch example. This pattern is a grouping of 4 stitches: over one, over two, over three and over four canvas intersections, moving on the diagonal. Each diagonal row alternates directions. Below are the diagrams for compensating this stitch along a straight, diagonal and oblique edge. Compensation stitches are shown in dark blue.



The oblique example is Flying Cross. This is an elongated cross 2 by 3 canvas intersections, offset in columns by one horizontal thread. When compensating an oblique stitch, try to maintain as closely as possible the angle of each stitch. It may be helpful to use a sharp needle to pierce the canvas thread in order to maintain the correct angle. Where this is not possible, a single tent stitch may be used to fill an otherwise empty space.



Next month, we'll finish this series by with some general tips and techniques for compensation.



## Our Exclusive OSU Pennant Club

Enjoy stitching our OSU Pennant club as you watch the game! The club is 4 months with the full thread kit for the entire club coming with the first canvas. The same threads will be used throughout the entire series. The cost is \$95 for the first month and \$45 for the next three months. Call the shop to sign up. GO BUCKS



## Canvases – Just Arrived!




**Robin Bathing \$138**

The Meredith Collection - Charlie Harper Designs. Hand-painted canvas on 13 mesh. Canvas size is 13 x 17.



**Bird City \$189**

JP Needlepoint. Handpainted on 13 mesh. Canvas size 16 x 20.



**Chrismukkah Joy 453**

Nenah Designs. Hand-painted canvas on 18 mesh. Canvas size is 7 x 10.



**Key Deer \$130**

Charley Harper from The Meredith Collection Designs. Hand-painted canvas on 18 mesh. Canvas size is 15 x 15.



**Santa's Suit \$213**

Strictly Christmas Designs. Handpainted on 18 mesh. Canvas size 14 x 18.



**Nutcracker with Candy Cane \$56**

Strictly Christmas Designs. Hand-painted on 13 mesh. Canvas size is 9 x 15.

## November Calendar

**Stitch In** - Our next monthly **Stitch In** will be Saturday, November 18, 2017 from 1:00 to 4:00 pm. No instruction or fees – just a fun time with other great stitchers. Share your ideas and learn from others. Refreshments are provided.

**Closures** – We will be closed from Wednesday, November 22 to Sunday, November 26. We will reopen at our regular time on Monday, November 27.

**Threads, Stitches and More** - every Monday, 1:00 to 4:00 pm - an informal canvas embellishment class with Karen Chrissinger. Classes are \$11 for two hours and \$15 for three hours.

**Sip and Stitch** – every Tuesday, 7:00 to 9:00 pm - an informal canvas embellishment class, with Jill Elia - and wine. Classes are \$11.

**Thursdays with Karen** - every Thursday, 1:00 to 4:00 pm - an informal canvas embellishment class. Classes are \$11 for two hours and \$15 for three hours.

**Private Classes** – One-on-one sessions are also available. These sessions are \$25/hour and require advance arrangements.

## November Birthday Bucks



Louise's Needlework

**20% OFF Your Total Purchase**

244 W. Olentangy St.  
Powell, OH 43065

Phone: 614-436-3902  
E-mail: [jill@louisesneedlework.com](mailto:jill@louisesneedlework.com)

During the month of November, bring this coupon and proof of your birth date. One coupon per year per newsletter subscriber. May not be combined with other coupons and may not be used for the purchase of gift certificate or trunk show canvases. To use this coupon for special orders, coupon must be present and payment received at the time special orders are placed.

Expires November 30, 2017

*Happy Stitching!*