



News Blast



August 2021

In this Issue:

Jill's Article

Trunk Show
Kimberly Ann Needlepoint
Hedgehog Needlepoint

Louise's Exclusives

Recipe Corner
Chicken Fajitas
Raspberry Limoncello
Sangria

Birthday Coupon

Contact Us:

244 W. Olentangy St.
Powell, OH
(614) 436-3905
Jill@louisesneedlework.com
<https://www.facebook.com/LouisesNeedlework>

Store Hours: (EST)

Monday: 10am to 4pm
Tuesday: 10am to 7pm
Wednesday: 10am to 4pm
Thursday: 10am to 4pm
Friday: 10am to 4pm
Saturday: 10am to 4pm

By Jill Elia

Welcome to August and the fabulous weather that we are having here in central Ohio. I know it will change to hot and muggy so I will enjoy it while it lasts! So, stitching on the patio is a definite must right now.

I was away most of July for the birth of our first grandchild, however I am happy to be back in the shop and seeing all of our wonderful customers. Thank you all for your well wishes for my daughter and her baby. He is amazing and both are doing very well. I now have a whole new genre of items to think about stitching.


This month we have 2 amazing Trunk Shows in the shop. The first is Kimberly Ann Needlepoint and her things are just darling with many being designer inspired. There are a number of clutches, cosmetic bags, belts, small patches, and the seasonal ornaments are too cute to pass up. Some of her items have free stitch guides to download. That is hard to pass up!

Our second show is Hedgehog Needlepoint which has those adorable luggage tags from all over the world. Each tag has a story behind the design and if you ask, we can look it up for you. I think everyone needs one from every place they love to travel or one that represents their home airport. These are great stash busters and very reasonable.

We also have our new Louise's exclusive canvases that has finally come in! "Diana" sweaters, owls, and my favorites are the silverware holders. We have a Christmas set, as well as gingham and check with a place for an initial or name. The gingham and check are painted in gray so that you can stitch them in any color to compliment your decor.

Our next club will be the Christmas silverware holders so stay tuned for details.

Our stitch this month is the Star Dash Cross by Robin King that I used on a little Christmas house by Suzanne Hunter. The stitch guide asked for basketweave, and I did not want to do that. So, I have been on the lookout for a starry background stitch. I found just what I wanted in this stitch. This goes very fast, and I worked it horizontally. The entire background took almost 1 spool of Kreinik, but you could use any sparkly thread





Our recipe this month is something I got from my youngest daughter. We have started making these fajitas when we are all together. We add a bit more of everything in order to feed more people and in no time, you have a fabulous dinner. The protein can be anything you would like or if you are vegetarian, you can use Portobello mushrooms or tofu. Tricia is including a fabulous sangria to go along with the fajitas.



Happy Stitching!
Jill





KIMBERLY ANN NEEDLEPOINT TRUNK SHOW

Makeup bags (large and small), purses, flats ...




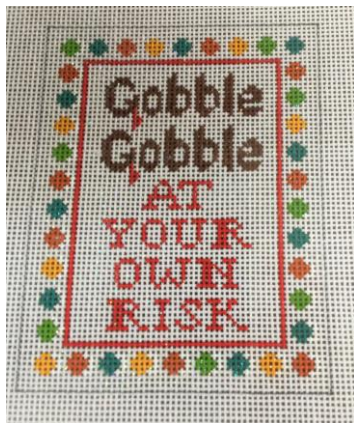








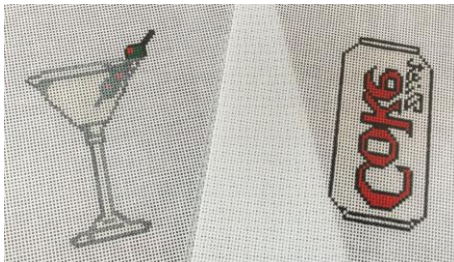
Holiday Ornaments.....









Other Ornaments....



And more designs....



HEDGEHOG NEEDLEPOINT TRUNK SHOW








New LOUISE'S EXCLUSIVES...
Call the shop for all the details for these great canvases





Silverware holders...
For Christmas or a name/initial





Two different designs for an initial...



Recipe Corner ***Sheet Pan Chicken Fajitas***

(from eat yourself skinny.com)

1 1/2 lb. boneless, skinless chicken breasts, cut into 1/2-inch strips

3 bell peppers, thinly sliced (I used red, yellow, green)

1 onion, thinly sliced

2 Tbsp olive oil

Salt and pepper, to taste

2 tsp chili powder

1 tsp cumin

1 tsp paprika

1/2 tsp garlic powder

1/2 tsp oregano

Juice of 1 lime

3 Tbsp chopped cilantro

Optional toppings: sour cream, avocado, shredded cheese, salsa

Serve with flour tortillas or lettuce cups

INSTRUCTIONS:

Preheat oven to 400 degrees F.

Spread chicken, peppers and onions on a baking sheet sprayed with some cooking spray, drizzle with olive oil and season with salt and pepper.

In a small bowl, combine chili powder, cumin, paprika, garlic powder and oregano. Sprinkle the spices evenly over the chicken and peppers, tossing to coat and spread out in a single layer on the baking sheet.

Bake in the oven for about 20 to 25 minutes, tossing halfway through, and continue cooking until veggies are tender and chicken is cooked through. (if you want some char on your veggies, remove chicken from baking sheet and pop veggies under the broiler for about 3 to 5 minutes until the edges start to char slightly.)

Drizzle with lime juice and sprinkle with fresh cilantro. Serve with lettuce cups or tortillas and desired toppings. Enjoy!

RASPBERRY LIMONCELLO SANGRIA

1 Cup fresh or frozen raspberries, rinsed

Zest of 1 lemon

3 ounces pink lemonade

2 ounces Limoncello or other lemon liqueur

750 ml bottle Prosecco or other sparkling wine

About 3 cups ice cube (optional)

In a large glass pitcher (at least 2 quart), mix together the raspberries, lemon zest and Limoncello. Refrigerate for about 2 hours.

When ready to serve, slowly add the sparkling wine, stirring gently with a long handled wooden spoon. Fill wine glasses with ice cube, if using, and slowly pour the sangria over the ice, allowing raspberries to fall in the wine glass. Enjoy!

Birthday coupons are just like your birthday! You get to celebrate **one** day a year at Louise's. Birthday coupons are to be used on in-stock items only. They cannot be used on special orders. All coupon purchases must be started and finished in the same day.



AUGUST 2021 Birthday Bucks

Louise's Needlework

244 W. Olentangy St.
Powell, OH 43065

Phone: 614-436-3902
E-mail: jill@louisesneedlework.com

20% OFF Your Total Purchase

One per year per newsletter subscriber. May not be combined with other coupons and may not be used for the purchase of gift certificates, special orders or trunk show canvases. This coupon is good for one day, in stock items only.

August 31, 2021