



# News Blast

June 2019

## **In this Issue:**

### **Jill's Article**

### **Trunk Shows**

*Anne Fisher & Melissa Prince*

### **Diane's Article**

*Lines in Needlepoint: Part One*

### **Poem**

*"The Husband's Complaint"*

### **Holiday Deadlines**

### **Store Calendar**

### **New Canvases**

### **Birthday Coupon**

### **Contact Us:**

244 W. Olentangy St.  
Powell, OH  
(614) 436-3905  
Jill@louisesneedlework.com  
<https://www.facebook.com/LouisesNeedlework>

### **Store Hours: (EST)**

Monday: 10am to 4pm  
Tuesday: 10am to 7pm  
Wednesday: 10am to 4pm  
Thursday: 10am to 4pm  
Friday: 10am to 4pm  
Saturday: 10am to 4pm

## **By Jill Elia**

June is underway and we have not 1 but 2 trunks shows this month! We have Anne Fisher Needlepoint that has darling designs in key fobs, wallets, clutches, bracelets, pillows, ornaments, and backgammon boards. They are all very fresh, young and fun! Anne has done some custom pieces in OSU colors for us so be sure to check those out if you are an OSU fan (see page 2).

Our second trunk show is from Melissa Prince and it has so much to offer! She has everything from her movie coasters to large pieces that can be framed or made into pillows. Styles range from traditional like her wreaths to her abstract animals and other contemporary pieces. This is one that is not to be missed (see page 3).

I wanted to talk about a topic that has come up in our shop as well as other needlepoint shops around the country and on Needlepoint Nation. Most of the shops around the country have classes and employ teachers to help stitchers learn to needlepoint as well as learn new stitches and techniques to embellish their canvases. Teachers may make suggestions but the decision of whether to take the advice is up to the customer as it is their canvas. I know that our teachers are not offended when a customer doesn't like a particular stitch or thread and they will try and find something that pleases the customer. We at Louise's are never offended if the customer wants to do something different than what we suggest. We also appreciate canvases that are all basketweave. I know that some people are afraid to show pieces in big groups that are only basketweave as they do not feel they are good enough. This is so not the case! Your piece is your piece and if you get pleasure out of stitching a piece all in basketweave, then do it. It will be beautiful. We recently had a Psychologist speak to us about the benefits of stitching and it does not matter what type it is, the repetitive motion is calming and good for the brain. Never be afraid to show off any piece! Ignore those who think that it must be fancy or blinged out ... it is your piece, you paid for it and it brings you joy. So, keep stitching and happy stitching at that!



We have enclosed a poem that was given to us by our speaker. It is called "The Husband's Complaint" by M.T. Morrall, from A History of Needleworking, 1852. See how long husbands have had to deal with our stitching? (page 4)

Our June Stitch In will be held on June 29th from 12 to 4. We are having a "Meet and Greet" with Anne Fisher of Anne Fisher Needlepoint. Special treats will be available in celebration of my 60th Birthday and Anne's visit. So be sure to stop in and meet Anne!

Happy Stitching,  
Jill


## ***ANNE FISHER TRUNK SHOW***

***Clutches, Key fobs, pillows and more!***





**Melissa Prince Trunk Show**  
*Movie and Travel coasters, Wreaths, Holiday and more!*



### ***THE HUSBAND'S COMPLIANT***

By M.T. Morrall, *A History of Needle-making*, 1852

I've heard of wives too musical – to talkative – too quiet  
Of scolding and of gaming wives and those too fond of riot;  
But yet of all the errors I know, which to the women fall;  
For ever doing fancy work, I think exceeds then all.

The other day when I went home no dinner was for me,  
I asked my wife the reason; she answerd. "One, two, three."  
I told her I was hungry and stamped upon the floor.  
She never even looked at me, but murmured "One green more."

If any lady come to tea, her bag is first surveyed,  
And if the patten pleases her, a copy there is made.  
She stares too at the gentlemen, and when I ask her why,  
"Tis, "Oh my love, the pattern of his waistcoat struck my eye."

Ah? The misery of a working wife, with fancy work run wild;  
And hands that never do aught else for husband or for child;  
Our clothes are rent, our bills unpaid; my house is in disorder;  
And all because my lady wife had taken to embroider.

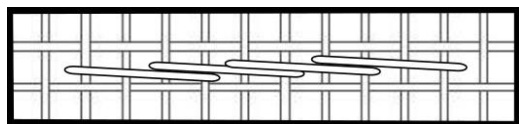
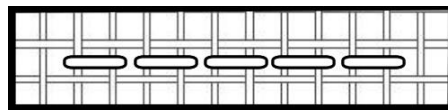


## ***Lines in Needlepoint: Part One - It's All Relative***

***by Diane Snyder***

This month I'd like to show you three basic stitches you can use to work outlines, both straight and curved. While you can always use continental stitch, sometimes this results in lines that are jagged along one axis. In order to get a smooth line, I suggest using one of these stitches instead.


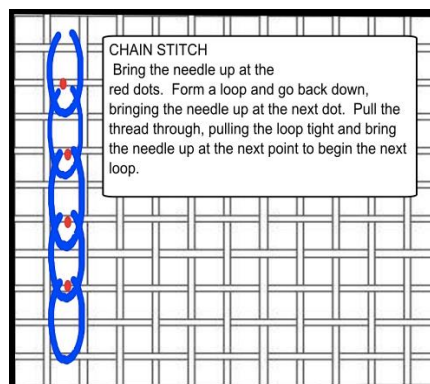
The first stitch is a simple backstitch. For consistency, make all your stitches an equal length. For working curves, adjust the angle of each stitch to match the curve. If needed, you can use a sharp needle to pierce a canvas thread for a more precise placement. This line is the thinnest width.



The second stitch is stem stitch. In the sample below, the stem stitches are over 4 threads, with a 2-thread overlap. This stitch is a little harder to work

in tight curves, but once again you can use a sharp needle to pierce the canvas for a more precise placement. This line is slightly wider than backstitch.

The third stitch is chain stitch. This line is the widest of the three basic stitches. Once again, try to keep the length consistent. When working chain stitch, watch your tension so that the chains are the same size. This stitch is the widest of the three.



In the sample, I've used 1 strand of Caron Impressions to stitch each line. The top 3 lines are backstitch over 2 threads, the next three lines are stem stitch over 4 threads as discussed above. The last three lines are chain stitch. You can see how each stitch progresses from narrow to wide. Of course, changing the thread type would also affect how wide your line will appear.

Next month, I'll discuss how adding elements to these stitches further affects the relative widths of each different stitch.

## ***Finishing Deadlines for Upcoming Holidays***

Time to think about getting that holiday canvas completed in order to get it to us for finishing. Here are the upcoming deadlines for you to get the canvas to us so we can send it to the finisher.

July 19 – Halloween

August 1 – Thanksgiving and Hannukah

August 8 – Christmas

So get that canvas out that you have been wanting for the next holiday and stitch

## ***June 2019 Calendar***

**Stitch In** - Our next monthly ***Stitch In*** will be Saturday, June 29, 2019 from 12:00 to 4:00 pm. Please note this is a week later than usual since Jill will be at market. No instruction or fees – just a fun time with other great stitchers. Share your ideas and learn from others. Refreshments are provided.

**Monday Threads, Stitches and More** - 1:00 to 4:00 pm - an informal canvas embellishment class taught by Brenda Bell. Classes are \$11 for two hours and \$15 for three hours.

**Sip and Stitch** – every Tuesday, 7:00 to 9:00 pm - an informal canvas embellishment class, with Jill Elia – snacks and wine! Classes are \$11.

**Thursday Threads, Stitches and More** - 1:00 to 4:00 pm - an informal canvas embellishment class with Jill Elia. Classes are \$11 for two hours and \$15 for three hours.

**Private Classes** – One-on-one sessions are also available. These sessions are \$25/hour and require advance arrangements.

## *New Canvases – take a look at these great new ones ...*



**Bee Mine Mini Heart \$ 70**  
Kate Dickerson Designs  
18 ct, 8 x 8 canvas



**Bunny Toile \$ 188**  
Kate Dickerson Designs  
18 mesh, 14 x 15 canvas



**Roger the Chocolate Lover \$ 112**  
Mile High Princess Designs  
18 mesh, 11 x 14 canvas



**Oh Say Can You See \$109**  
Mile High Princess Designs  
18 ct, 11 x 15 canvas



**Ho 3 \$39**  
Pepperberry Design  
18 ct, 8 x 8 canvas



**Whimsical Believe \$120**  
Pepperberry Design  
18 ct, 10 x 20 canvas



**Blue Bird \$133**  
Love You More Designs  
18 ct, 13 x 13 canvas



**Ladies on the Town w/SG \$133**  
BB Needlepoint Designs  
18 ct, 12 x 14 canvas



**Daisy Chain \$147**  
PLD Designs  
18 ct, 15 x 15 canvas

## ***Birthday Coupon Policy***

Birthday coupons are just like your birthday! You get to celebrate one day a year at Louise's. Birthday coupons are to be used on in stock items only, we do allow them to be used on sale canvases. They are not good on special orders. All coupon purchases must be started and finished in the same day.

## **June Birthday Bucks**



### **Louise's Needlework**

244 W. Olentangy St.  
Powell, OH 43065

Phone: 614-436-3902  
E-mail: [jill@louisesneedlework.com](mailto:jill@louisesneedlework.com)

## **20% OFF Your Total Purchase**

During the month of June, bring this coupon and proof of your birth date. One coupon per year per newsletter subscriber. May not be combined with other coupons and may not be used for the purchase of gift certificate or trunk show canvases. To use this coupon for special orders, coupon must be present and payment received at the time special orders are placed.

June 30, 2019