



News Blast



In this Issue:

Jill's Article

Trunk Show: The Meredith Collection

Recipe Corner: Spinach & Mushroom Quiche

Calendar

Birthday Coupon

Contact Us:

244 W. Olentangy St.
Powell, OH
(614) 436-3905
Jill@louisesneedlework.com
<https://www.facebook.com/LouisesNeedlework>

Store Hours: (EST)

Monday: 10am to 4pm
Tuesday: 10am to 7pm
Wednesday: 10am to 4pm
Thursday: 10am to 4pm
Friday: 10am to 4pm
Saturday: 10am to 4pm

March 2023

By Jill Elia

We have had such an amazing winter here that it feels strange to say that Spring starts this month. In February we had record breaking temperatures and we loved every minute. Let us all hope that March is just as nice.

Many of you follow us on social media: FB, IG, and Twitter. If you are an IG follower, you will have noticed that our IG page is missing. Unfortunately, we have been hacked. We are working to get it back or start anew. A marketing team will be working with us to get a fresh look whether it be with our old page or a new one. We can be found on FB so go there to see our new items and we will be sending emails more often so be on the lookout for that! We appreciate your business, and we will continue to provide excellent customer service.

I will be out most of this month as I begin a transition for my parents. I can assure you Louise's will not miss a beat! I will be zooming in for classes and will be working daily while away.

We have a new club starting this spring! I stitched these fabulous Associated Talent Stars and so many people have asked for stitch guides that we have decided to go for it. Call for information about this club.



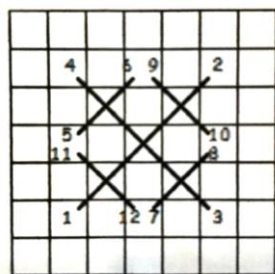
We also have a second club coming soon with Danji Designs. We fell in love with this darling set of cups and just had to stitch them. Watch for this series soon! Here is a preview of just one of the canvases. Call the shop for more information.



Our Trunk Show this month is The Meredith Collection. There are so many canvases to choose from and something for everyone! As usual, all Trunk Show canvases are 20% off normal retail and threads you purchase for that canvas on the same day are 20% off also. Stop by and see this amazing show.

Do you ever get tired of wondering what to do with squares on a canvas and always resort to scotch and reverse scotch? I do and I forgot about this stitch - The Enlarged Rice. I used it here on this ice cream cone canvas. The canvas is by Canvas Candy and unfortunately it is no longer available, however the stitch is fabulous. I am going to remember this one and get out of my scotch stitch rut!

ENLARGED RICE



I am always looking for something easy to cook (and stitch during stressful times) and I found this quiche recipe. This could be made for any meal. I might add some bacon or sausage next time. I served this with a salad for a light dinner and it was great.

Call the shop or email for information on any of our items in this newsletter.

614-436-3905 - phone

jill@louiseneedlework.com - email

Happy stitching,

Jill

Great canvases in this trunk show... and many that are 13 mesh



Luggage rack straps ... and coasters





Christmas stockings-large, small, and stocking cuffs...




Mittens – 13 mesh canvas ...







Other ornaments, etc...










Other great canvases...







Spring is coming, stitch a fun sunglasses case...



*Check out the Meredith collection website
and then give us a call:
<https://themeredithcollection.com>*

Recipe Corner
Spinach and Mushroom Quiche

(from EatingWell)

2 Tbsps. extra virgin olive oil

8 oz. sliced fresh mixed mushrooms -such as cremini, shiitake, or button mushrooms

1 1/2 cups thinly sliced sweet onion

1 Tbsp. thinly sliced garlic

5 ounces fresh baby spinach (about 8 cups) coarsely chopped

6 large eggs

1/4 cup milk

1/4 cup half and half

1 Tbsp. Dijon mustard

1 Tbsp. fresh thyme leaves

1/4 tsp. salt

1/4 tsp. pepper

1 1/2 cups shredded Gruyere cheese

Preheat oven to 375 degrees. Coat a 9-inch pie pan with cooking spray and set aside.

Heat oil in a large nonstick skillet over medium-high heat. Add mushrooms, cook, stirring occasionally, until browned and tender, about 8 minutes. Add onion and garlic; cook, stirring often, until softened and tender about 5 minutes. Add spinach; cook, tossing constantly, until wilted, one to two minutes. Remove from heat.

Whisk eggs, milk, half and half, mustard, thyme, salt and pepper in a medium bowl. Fold in the mushroom mixture and cheese. Spoon into the prepared pie pan. Bake until set and golden brown, about 30 minutes.

Let stand for 10 minutes. Slice and serve.

March 2023 Calendar

Monday Threads, Stitches and More - 1:00 pm to 4:00 pm –
An informal canvas embellishment class taught by
Brenda Bell/Jill Elia.
Classes are \$11 for two hours and \$15 for three hours.

Sip and Stitch – Every Tuesday, 5:30 pm to 7:30 pm* - an informal canvas embellishment class,
with Jill Elia – snacks and wine! Classes are \$11. (*Note new time)

Private Classes – One-on-one sessions are also available. These sessions are \$25/hour and
require advance arrangements.

Birthday coupons are just like your birthday! You get to celebrate **one** day a year at Louise's.
Birthday coupons are to be used on in-stock items only. They cannot be used on special
orders. All coupon purchases must be started and finished in the same day.



March 2023 Birthday Bucks

Louise's Needlework

244 W. Olentangy St.
Powell, OH 43065

Phone: 614-436-3902
E-mail: jill@louisesneedlework.com

20% OFF Your Total Purchase

One per year per newsletter subscriber. May not be combined with other coupons
and may not be used for the purchase of gift certificates, special orders or trunk show
canvases. This coupon is good for one day, in stock items only.

March 31,, 2023

