

Mystery 2018 Pastures New
by Sheila Christensen
Getting Ready for the Finish

Dear Mystery Detectives,

We are nearly at the final clue for Pastures New!

Reveal and Finishing Day - Saturday October 27th 9.30am (NZ time)

We will be holding the Reveal at the Idea Rooms on Bentley Street in Masterton on Saturday October 27th. We also plan to do a facebook live video of this which will be in the facebook group www.facebook.com/mysteryquilters

Everyone is welcome to come and see the reveal. There are still a couple of places left for the stitching day. You can book online or in the shop. The price is \$45 including lunch.

Doors open: 9.15

Big Reveal: 9.30

Stitching: after the reveal until approx. 4pm

Additional Fabrics

The remaining fabrics are listed on our website and are available for sale now. You may wish to purchase extra fabric

- to make your quilt larger
- for backing
- to make cushions etc

Suggested measurements for making your quilt larger are attached.

What if I haven't finished my clues?

Don't worry! There is no pressure to finish, but ***please check all of your packs*** to make sure you have received all the correct pieces. We will be making up scrap bags from our leftover pieces and we cannot guarantee availability of the fabrics once we have done so.

Single / Small Size

The clues will make a quilt that is 48" x 60".

Binding fabric is also included for this size and will be in your month 10 pack

Buying fabrics for Optional Extra Borders - Single / Small Size

If you wish to make your quilt larger you may be able to purchase additional fabric (depending on availability)

	
<i>Standard Size 48" x 60"</i>	<i>With extra borders 60" x 72"</i>

This is what you will need for the optional extra borders:

Finished Quilt Size	60" x 72"
First Border width (finished size)	1 1/2" (2" cut)
Suggested Fabric	Fabric 1
Amount needed:	1/2 yard (0.4m)
Second Border width (finished size)	4 1/2" (5" cut)
Suggested Fabric	Any except Fabric 1
Amount needed:	1 yard (0.9m)
Additional Binding needed	1 extra strip (2 1/2")

Buying fabrics for Backing your quilt - Single / Small

note - all our colourway fabrics are standard width (42" - 44")

Quilt Size	Standard Width Fabric (42"-44")	Extra Wide Backer (96" - 108")
Standard size (48" x 60")	3 1/4 yards (3m)	1 5/8 yards (1.5m)
With optional borders (60" x 72 ")	4 1/2 yards (4.2m)	2 yards (1.8m) 68"




Double / Large Size

The clues will make a quilt that is 72" x 72".

Binding fabric is also included for this size and will be in your month 10 pack.

Buying fabrics for Optional Extra Borders - Double / Large Size

If you wish to make your quilt larger you may be able to purchase additional fabric (depending on availability).

		
<i>Standard Size 72" x 72"</i>	<i>Queen Size 88" x 88"</i>	<i>King Size 102" x 102"</i>

This is what you will need:

Finished Quilt Size	Queen (88" x 88")	King (102" x 102")
First Border width (finished size)	2" (2 ½" cut)	2" 2 ½" cut)
Suggested Fabric	Any except fabric 1	Any except fabric 1 (could be binding fabric)
Amount needed:	5/8 yard (0.6m)	5/8 yard (0.6m)
Second Border width (finished size)	6" (6 ½" cut)	4" (4 ½" cut)
Suggested Fabric	Any	Fabric 1
Amount needed:	1 3/4 yards (1.6m)	1 1/4 yards (1.2m)
Third Border width (King only) (finished size)		9" (9 ½" cut)
		Any
		2 3/4 yards(2.5m)

Additional Binding needed	2 extra strips (5")	3 extra strips (7 1/2")

Buying fabrics for Backing - Double / Large

note - all our colourway fabrics are standard width (42" - 44")

Quilt Size	Standard Width Fabric (42"-44")	Extra Wide Backer (96" - 108")
Standard size (72" x 72")	4 1/2 yards (4.2m)	2 1/4 yards (2.1m)
Queen (88" x 88")	5 1/3 yards (5m)	2 2/3 yards (2.5m)
King (102" x 102")	9 1/4 yards (8.5m)	3 1/4 yds (2.9m) (Backing needs to be at least 108" wide)