



# Long Island Quilters' Society

## Newsletter Extra

September-October 2020 C-19 #6



### Recent Donations

#### Drop-offs at Eisenhower Park:

- August 27 - 364 face masks went to Mercy Hospital ER. Many of our members report that we continue to sew for family and friends, and keep masks in reserve, just in case...

- September 14 - Charity items collected

Pillowcases - 54

Quilts - 3

Chemo port pillows - 28

#### In this issue...

- Presidents' Message ..... 2-3
- Officers and Board Members ..... 2
- Members' News ..... 3
- Charity ..... 4-5
- Programs ..... 5
- Publicity ..... 5
- More Stuff to Do at Home ..... 5-7
- Sunshine and Shadows ..... 8
- Thoughts ..... 8
- Classified ..... 8-9



Hi Quilters,

Welcome to "Extra #6."

Seize opportunities to find your zen with cool crisp time outside and rewarding creativity inside. Check out the links for inspiration.

We continue to surf the web and Zoom into events. The frequency of our newsletter is subject to change during these unpredictable times.

Read on for Zoom event, tips and ideas.

Emily

## A Message from our Co-Presidents...

Dear Members,

As the leaves begin to change and the weather turns colder, we will have more time to quilt. The pandemic is still raging across the country and even though the Freeport Recreation Center is open, the board has decided it is unwise to have indoor meetings. We are making plans for additional Zoom presenters and we will continue our charity work. Every member can share their Covid projects by sending pictures to Mary Ellen Orchard for our Facebook page, Anna Hanrahan for our web site, or Emily Mann for the newsletter.

Our first Zoom meeting was very well received by our members. Rachel did a great job and the feedback was terrific.

The next Zoom presenter will be Karen Combs. Look her up on her web page, she does beautiful work. She teaches at national shows and her work is highly regarded in the quilt universe. We will be able to accommodate 100 members for this "MEMBERS ONLY" event on November 2nd at 7:00 PM. Zoom details will be emailed out just before that meeting. If you are friends with a member who does not use the computer, you might invite them over to view the Zoom event with you.

(continued on page 3)



Long Island Quilters' Society, Inc  
P.O. Box 848, Point Lookout, NY 11569-0848

[www.liqs.org](http://www.liqs.org)

### 2019-2020 Officers and Board of Directors

Co-President:	Pat Roaldsen
Co-President:	Marie Martin
1st VP:	Mush Masters
2nd VP:	Sharon Salkewicz
3rd VP:	Debbie Kircheim
Evening Secretary:	June Gerbracht
Day Secretary:	Nancy LaRocca
Treasurer:	Kate McDermott
Member Workshops:	Sue Harlin
Newsletter:	Emily Mann
Facebook Page:	Mary Ellen Orchard
Webmaster:	Anna Hanrahan

### Directors at Large

Charity:	Judy Wollman
Co-Membership:	Kathy Wideska
Co-Membership:	Linda Huncharoff
Nominations:	<b>HELP WANTED!</b>
Sunshine & Shadows:	Carol Irwin
Ways & Means:	Margaret Mitchko
Ways & Means:	Gail Savold

### Honorary Board Members

Margot Cohen  
Kathy D'Amour  
Paula Lederkramer  
Janet Ratner

### **A Message from our Co-Presidents... (continued from page 2)**

This is the second presenter we are having, and the board has decided to ask for a **totally optional** donation of \$5.00 (check payable to LIQS) from members who participate. If you are willing to donate please send your donation to Margaret Mitchko, one of our Ways and Means chairladies. For donating, you will be entered in a raffle for a wonderful prize. The raffle will take place in January. Of course, you can send a donation even if you can't Zoom with us on November 2nd.

Marie and I will continue on as Presidents until someone volunteers to take over. We will help anyone who will volunteer, and we can assure you that the members of LIQS are nothing except exceptional, caring, talented people. Any member would be proud to lead our members.

Keep sewing,

*Marie and Pat*

## ***Members' News***

The LIQS Board is meeting monthly via Zoom.

Zoom presentation with Rachel Derstine was viewed with enthusiasm by over 40 members.

### **Please connect with a member who does not receive email:**

**Beverly Gaeta (Roslyn), Beverly Johnson (Massapequa), Jean Wilson (Levittown), Dorothy Zale (Wantagh)**

While we are socially distanced, we need to find ways of reaching everyone. We are trying to maintain a chain of correspondence by phone, email, and mail, to keep everyone up to date on our news and plans.

Thank you to everyone who has already volunteered. It would be helpful to print out a copy of your newsletter to mail or hand deliver to their mailbox. If you can select one or more members from this list to keep in touch with, please reply to Emily. Their contact information will be forwarded to you, upon approval from them.

## **Charity..... Judy Wollman**

- Volunteers are needed to complete quilts from quilt tops. The tops are done, they require backing, batting, and binding. Contact Judy Wollman for details.
- On September 14, we donated 54 pillowcases, 3 quilts, and 28 chemo port pillows. All of these contributions are always welcome!

For your continued reference, here are the instructions for these projects.

### **Pillowcase:**

1. Place the fabrics on top of each other matching the fold line. Cut off selvage. Make sure all pieces are the same size. Press the cuff and piping pieces in half, **wrong sides together**.
2. Open up 9" strip.
3. First, place the 9" opened strip, face-up, then place the main fabric face up on top, then place the 2" **folded** strip on top of that. Reach down and roll up, only the main piece of fabric to make a tube.
4. Then bring the 9" cuff piece of fabric **over** the tube, pin across the top making sure all pieces are pinned. Stitch a 1/4 inch seam across the top. **Do not sew the ends closed**.
5. Reach inside the tube and pull the tube out completely.
6. Fold the pillowcase in half, right sides together. Stitch down the side seam, making sure that the cuff and piping match, then the bottom. You can zig-zag the bottom and the side to stop from unraveling, or finish with crisp French seams.
7. It can be made with or without the piping.

#### **Pillowcase:**

1. Main fabric 27" x WOF
2. Cuff 9" x WOF
3. Piping 2" x WOF

- **Chemo Seatbelt Port Pillow:**

1. Take the Velcro and separate it. Sew it to the right long side on the center edge of one piece of fabric and the other end to the other side of the same fabric. When they're sewn on you can wrap it around the seatbelt.
2. Close the Velcro.
3. Sew the two pieces of fabric, right sides together leaving an opening so you can stuff it.
4. Stuff it.
5. Sew the opening closed.

#### **Chemo Seatbelt Port Pillow:**

1. 2 pieces of fabric 7" x 4"
2. 1 piece Velcro 3 1/2 " (sew-on type)
3. Stuffing

- **Jelly Roll for Charity:**

1. Open the jelly roll, leaving all the colors together. With a scissor cut off the selvage ends.
2. Take the first strip and cut off 18" (only the first strip).
3. Take that 2 1/2" strip and sew a 2 1/2" square right sides together, to the end of the strip. Open it up and attach the next strip.
4. Make sure right sides are together, then attach 2 1/2"

#### **Jelly Roll for Charity:**

1. 40 or 42 2 1/2 " strips
2. 40 or 42 2 1/2 " squares, all the same color, 2 1/2 " squares are set between every strip

square; continue to sew in this fashion with the 2 1/2" square in between each strip until all your strips and squares are sewn together in one very long strip (about 1600 inches).

5. Take the first strip and find the end of the last strip, and bring it up right sides together, and sew 1/4" seam down one side, to about 6" from the end.

6. When you come to the end there will be a loop, cut the loop open, and then sew down the 6" opening.

7. Bring the end up again right sides together and sew 1/4" seam down.

8. Continue to sew the rest of the strips in the same fashion until you have 16 strips across together.

9. If you wish, sew a 2" inner border and a 4" outer border on the quilt.

- **Doll Pattern and Instructions:** Contact Judy Wollman

## ***Programs***

**November 2, 7:00 PM** - ZOOM presentation with Karen Combs.

<https://www.karencombs.com>

Details to be announced.

## ***Publicity***

***LIQS Website ..... Anna Hanrahan***

### ***BOM section!***



**LIQS.org** is now going to offer information on external BOM projects. Many instructors and companies are offering BOMs sooner and in greater number than usual and a lot of us could use a new project.

This can be a great resource for all of us. However, we need your participation and how well this works is dependent on you!

If you know of any BOM projects that you think might be of interest to members, contact Anna. If you send her a project with an imminent registration deadline, please give her a heads up. New listings will be posted at the beginning and middle of the month.

## ***More Stuff to Do At Home***

### **Ideas for organizing**

<https://www.allpeoplequilt.com/how-to-quilt/organization/>

<https://www.allpeoplequilt.com/how-to-quilt/organization/sewing-storage-hacks-under-15>

### **Directory of webinars, quilting events and teachers**

<http://www.globalquiltconnection.com>


### **Podcast about Isaac Singer**

<https://www.bbc.co.uk/programmes/w3csz2x8>

### **How clean your sewing machine (takes time but worth it)**

<https://www.allpeoplequilt.com/how-to-quilt/quilting-basics/how-to-clean-your-sewing-machine>

#### **BEFORE (L) AND AFTER (R)**



Spoiler alert from Editor: This video shamed me into cleaning. My fault, I forgot to clean the machine after several quilts and hundreds of masks. Stitch size was skipping, irregular. All good now. Probably would take less time with more frequent cleaning!

### **High quality fabric, free patterns (many with panels), design board**

<https://www.equilter.com>

### **Seasonal quilting projects, tips, articles, patterns**

<https://www.allpeoplequilt.com>

### **Jinny Beyer - over 200 free block designs, weekly web specials**

<https://jinnybeyer.com/block-library/>

### **Modern and unexpected, weekly specials**

<https://www.stashfabrics.com>

### **Whimsical, plus simple pattern ideas, weekly giveaway drawing**

<https://www.hawthornesupplyco.com>

### **AQS Quilt Along**

<http://www.aqsblog.com/quilt-along-2020>

### **Quilting Daily Quilt Along**

<https://www.quiltingdaily.com/a-chawton-cottage-romance-free-quilt-along-sign-up/?query=jane%20austen>



## Designers, supplies, tutorials, patterns

<https://www.rileyblakedesigns.com>

## Victoria Findlay Wolfe classes

<https://vfwquilts.com/pages/online-classes>

## Knit and crochet that look like quilts

<https://www.yarnspirations.com/patons-knit-shadowbox-blanket/PAK0502-009581M.html>

<https://www.yarnspirations.com/red-heart-rail-fence-throw/RHC0502-021743M.html>

## Knit quilted blanket

<https://www.yarnspirations.com/on/demandware.static/-/Sites-master-catalog-spinrite/default/dwfb79f7fa/PDF/BRK0502-012597M.pdf>



QUILT-INSPIRED  
KNIT & CROCHET

## Quilting Daily - free patterns and more

<https://www.quiltingdaily.com/free-scrap-quilt-patterns-ebook-fons-porter/>

## Glasnost and Folk Culture Exhibit online August 4, 2020 - February 14, 2021

Exhibit at International Quilt Museum in Nebraska

<https://www.internationalquiltmuseum.org/exhibition/glasnost>

Photos of quilting cultural exchange program between USA and Russia during 1990s Glasnost, the quilts on exhibit, and a short video about the cultural exchange program.

Happy Birthday  
to September and October Members!!



**September:** Olga Botwinick, Roxanne Caccavo, Ellen Davis, Linda Denner, Evelyn Googe, Stephanie Herbert, Carol Irwin, Marilyn Hamilton Jackson, Sandra Lawson, Ellie Mahony, Susan O'Connor, Pat Preisel, Eva Rodriguez, Carol Ross, Patricia Scarangella, Sandra Sievers, Angelika Swantek, Doris Whitchett

**October:** Susan Acevedo, Ruth Bechtold, Rita D'Alonzo, Jeannette Glover, Joan Koloski, Marie Martin, Mush Masters, Janet Miller, Margaret Mitchko, Mario Mulea, Eileen O'Connor, Gail Savold, Mary Ann Sexton, Nancy Sporn

## **Sunshine and Shadows.....Carol Irwin**

From Carol: I miss everyone! Wishing everyone continued good health.  
Pat Roaldsen is recovering from knee surgery.  
Condolences to the family of Helen O'Dwyer who recently passed away.

## **Thoughts**

### ***Fabric Serendipity, the Sequel.....Janet Ratner***

The perfect background fabric, which arrived via karma, found its way into this "Swanky Hankies" quilt. (Note from Editor: Thanks Janet, for your inspiration as my quilting mentor.)



### **The Way We Live Now**

- ***Binge watching what I meant to watch before***
- ***WFH exercise routines***
- ***Reading celebrated literary classics***

## **Classified**

### **For Sale: Fig Sewing Cart**

**\$50**

23w x 16h x 12.5d (inches)



Sturdy, ball-bearing wheels. Extended height wheel set, steel frame construction.

Top load or front load option, stabilizer strap inside.

Fully collapsible for easy storage.

Highest grade tapestry fabrics, inside and outside accessory pockets.

Contact: Roberta





## ***Classified***

**For Sale:** Grace Q-Zone Hoop Frame for domestic machine max 19" throat quilting machine.  
\$700 or best offer

Comes with grace G 2 series carriage, leader cloth, 4 bungee clamps and speed control for Juki TL2010Q. The Grace Q-Zone hoop is 4 1/2 foot.

Buyer is responsible for shipping or pick up.

Contact: Safeen Castellano

**For Sale:** Cameo-Silhouette

\$100

Brand new, never been used.

Contact: Nancy LaRocca

**FREE:** Singer sewing machine in wood cabinet.

Not in working condition, needs loving home.

Contact: Nancy LaRocca

**For Sale:** Bernina 1260

\$1,000 or best offer

Excellent condition, original owner, all it came with, plus a few extra things for quilters.

Contact: Anita Hayes

**Wanted:** Sewing and quilting services, to completely transform 1950s-60s vintage embroidered cotton squares, 53"x 53," into a throw size quilt. Requires backing fabric, batting, optional border, stitching. Creative ideas are welcome to create a special piece to honor the sentimental value of this handiwork. Willing to negotiate for fair pricing.

Contact: Carol Peise



***News items, short articles, and suggestions are always welcome.***

***Contact the Editor.***



**Long Island Quilters' Society, Inc.**

**Box 848**

**Point Lookout, NY 11569-0848**

The Long Island Quilter's Society, Inc. is a non-profit organization dedicated to furthering an interest in quilting, encouraging the preservation of our quilt heritage, and offering year-round instructional opportunities for its members. The society provides a meeting where quilters can support each other's growth and development. The membership year is from September 1 through August 31; annual membership fee is \$40. Members receive a bi-monthly newsletter and are eligible to participate in workshops. Monthly meetings are held at the Freeport