



Long Island Quilters' Society

Newsletter

March-April 2020



LIQS Calendar

2020

March 2

Board Meeting 7:00 PM

March 16

General Meeting 7:00 PM

Station Rotation

April 6

Board Meeting 7:00 PM

April 20

General Meeting 10:00 AM

April 25-26

QUILT SHOW

May 4

Board Meeting 7:00 PM

May 18

General Meeting 7:00 PM

June 1


Board Meeting 7:00 PM

June 15

June Dinner 7:00 PM

In this issue... Volume 39 No.4

- ***Presidents' Message**page 2*
- ***Officers and Board of Directors**page 2*
- ***Programs**page 3*
- ***Charity**page 4*
- ***Sunshine and Shadows**page 4*
- ***Members' News**page 5-6*
- ***Publicity & Classified**page 7*
- ***Membership Application**page 8*
- ***April 2020 Quilt Show**page 9-11*
- ***FYI**page 12*
- ***Save the Dates**page 13*



SHOW PINS!

Get yours at our meetings...
\$5.00 from Deb Kircheim.
Supplies are limited.

Bring your raffle tickets to March 16 meeting!

Get your quilts ready for the
2020 Quilt Show!
See page 9 for more show
news!



Bring your auction basket donations to March 16 meeting!



PAGE 11: Publicity flyer for the April show

Spread the word!

Print and distribute as many as you like!

A Message from our Co-Presidents...

Dear Quilters,

Once again it is spring and time for our big Quilt Show. Enough cannot be said about the wonderful members who are planning the show, collecting quilts, calling volunteers, and collecting chance books and prizes and vendors. A massive thank you is in order!!

Thanks, too, to Judy Wollman and all who participated in the very successful charity workshop in January. 149 amazing pillowcases were donated to Ronald McDonald House.

Congratulations to Marilyn Hamilton Jackson on her wonderful quilt exhibit at the Elmont Public Library.

The March meeting is a good opportunity to volunteer for your 2 hours at the show. Nancy LaRocca will have a table and lists of available positions. No one is limited to the 2 hours; feel free to spend as much time helping out as you can.

April's meeting will feature a trunk show with Jackie O'Brien. Jackie will follow up with double "One-block Wonder" classes in July and August. Google her for a look at her work.

Two years ago, we volunteered to be the LIQS presidents when no one else stepped up. Both of us have served on the Board much longer than the by-laws dictate. Now we are nearing the end of our two years and it's time to hand over what has proven to be a most enjoyable job. We are happy to work with our successors until they are comfortable in the job. We do recommend taking the position as a team. If you think you would enjoy being the president of LIQS, speak to us or any board member.

Happy Quilting!

Sincerely,

Pat and Marie

Long Island Quilters' Society, Inc.
P.O. Box 848, Point Lookout, NY 11569-0848

www.liqs.org

2019-2020 Officers and Board of Directors

Co-President: Pat Roaldson

Co-President: Marie Martin

1st VP: Mush Masters

2nd VP: Sharon Salkewicz

3rd VP: Debbie Kircheim

Evening Secretary: June Gerbracht

Day Secretary: Nancy LaRocca

Co-Treasurer: Elsa Shea

Co-Treasurer: Kate McDermott

Member Workshops: Sue Harlin

Newsletter: Emily Mann

Facebook Page: Mary Ellen Orchard

Webmaster: Anna Hanrahan

Directors at Large

Charity: Judy Wollman

Co-Membership: Kathy Wideska

Co-Membership: Linda Huncharoff

Nominations: **HELP WANTED!**

Sunshine & Shadows:

Honorary Board Members

Margot Cohen

Kathy D'Amour

Paula Lederkramer

Janet Ratner

Upcoming LIQS Programs and Events ...

- **Station Rotation – March 16.** We'll have 5 instructors for demos: Bedazzler; (2) scrap quilts; triple canoe block; raw edge appliqué; Hawaiian shirt tissue holder. \$10 to attend if you are a non-member.
- **April at the Freeport Public Library – Sunday, April 5, 2:00 to 4:00.** The library will again host a display of LIQS quilts. A reception (with refreshments) will be held. This display will be great advertising for our show. Feel free to donate a quilt for display but nothing large like queen size. We have the use of 2 locked glass showcases, and there will be enough security. If you have quilts or smaller quilted items that could be used, bring them to the March 16 meeting. Contact Marie Martin for further information.
- **Jackie O'Brien – April 20, 10:00.** Presentation will include a trunk show and samples. Sign up at the March 16 meeting for her future classes on Sunday July 19 and Sunday August 9.

Events with other quilt guilds and municipalities...

- **Quilters in the Park** – come join quilters who meet every Monday, Wednesday, Thursday 10:30-2:00, Lanin House, parking lot 6A, entrance by the Rose Garden.
- **Quilters in the Park** – a group of ladies from this guild are going to the spring Paducah show in April with Country Heritage Tours. If anyone is interested in joining, please contact Phyllis Curatola, or Judy Wollman. Also, Country Heritage can be contacted directly, and mention "Quilters in the Park."
- **Town of Hempstead** – check out the schedule for quilting classes, among other activities, with the Recreation Department. Carol Irwin has been teaching hand quilting Thursdays 9:00-12:00 at Smith Street Bernard Brown Park. For more information about future class offerings for TOH residents, call the Recreation Department at 516-292-9000. The winter-spring schedule should be posted in January at their website: <https://hempsteadny.gov/>



Charity Judy Wollman

- Yay! January Pillowcase Challenge! What a turnout of enthusiastic skilled sewing fanatics creating a collection of adorable creations! Sewing, charity, laughs, and pizza, does it get any better? All those portable humming sewing machines churned out a unique assortment of pillowcases in perfect harmony of designs and colors. We finished up more trauma dolls and chemo ports. See photos on page 12!
- A heartfelt thank you to all our gracious members for their hard work in creating 129 gorgeous pillowcases. THANK YOU!!!
- Tina Inocco, Mary Ellen Orchard, Dotty Zale, Elaine Roth, Mario Mulea, Laura Scheider, Doris Whitchett, Laura Smith, Pat Carroll, Eva Rodriguez, Mary Levins, Evelyn Googe, Angelika Swantek, Arlaine Furcht, Elaine Jansen, Maryann Bussey, Charlene Stinson, Linda Huncharoff, Deb Kirchheim, Mush Masters, Sue Harlin, Emily Mann, Betty Ann Colangelo, Maryann DeDominicas, Mariann Wohlegmuth, Gail Savold, Nancy Spatafora, Pat Roaldsen
- Margot Cohen's Super Bowl Party has once again made 20 beautiful baby quilts.
- Thank you all!



15-MINUTE PILLOWCASE
Easy Burrito Method!



Maybe not *exactly* 15 minutes?? The photo omits the piping. But... the visual helps us remember this nifty method. Stack right side up, cuff, piping, body. Pin, sew, roll, stitch, flip. Finish with the crisp French seams! Remember these measurements if you want to make more: Main fabric 27" x WOF; cuff 9" x WOF; piping 2" x WOF


-----*Happy Birthday*-----

-----*to our March-April quilters!*

March: Kathy Arning, Cheryl Blam, Gloria Bleidner, Virginia Ditko, Barbara Hudson, Deborah Monteko, Nancy LaRocca, Nivia Maldonado, Susan Merkle, Mary Ellen Orchard, Alice Palmer, Cora Pandey, Elaine Roth

April: Lisa Billotto, Carole Brosnan, Jennifer Cappello-Ruggiero, Catherine DiPietro, Mary Ellen Dolan, Anna Hanrahan, Susan Harlin, Joanne Simone

If we missed your birthday, please let us know!



Sunshine and ShadowsCarol Irwin

- Betty Ann Colangelo is recovering well from hand surgery
Please call Carol Irwin at with good and/or sad news and leave a message

A Word About Passwords Sharon Salkewicz

How many of you have kept your New Year's resolutions so far? I have a resolution that you can still make and keep this year - maintain stronger passwords for all of your accounts. Increasing the length and complexity of your passwords makes them much harder for cyber criminals to figure out and helps keep your information secure from unauthorized use. If you think your account has been fraudulently accessed or used, notify the institution (e.g. bank, shopping site, etc.) and change your password immediately.

Below are some tips to **remember** and things to **avoid** when using passwords.

Remember:

- Change your passwords frequently, at least every 90 days. Here is where you can still keep this resolution – consider changing your passwords as the seasons change. As winter moves into spring, March 20th equinox, change your passwords. Then repeat for the remaining solstices and equinox; one occurs every quarter of the year!
- The longer your password the better – use no less than eight characters.
- Create passwords that are easy for you to remember but difficult for others to guess.
- Include a mix of upper- and lower-case letters, numbers, and special characters to make passwords more complex. Consider exchanging numbers for letters within a word.

Avoid:

- Sharing your passwords or providing your password when requested in an email.
- Choosing predictable passwords such as your birthdate, favorite sports team or pet name, or other information that could be found out via social media. (Keep in mind, all of those "tests" you are taking on social media are giving away private information about you. So please think twice before you find out and post about which Disney® character you are, or answering 20 questions we didn't know about you.)
- Using the same password for all of your accounts.
- Reusing passwords that you have used before.

Your passwords are your personal keys to accessing your information, so keep them secure.

These are examples, not to be used by anyone:

1. Unbeknownst to most, my favorite movie might be "An American President." I would consider the following as passwords:
 - a. 4nAm3r!canPre\$
 - b. 20201An4m3ric4nPre5iD3nt
2. It was once suggested to me to use my mantra as a password. At one time I wanted to get a new job. My password may or may not have been:
 - a. G3taNewJ0B!
 - b. App1yY0urs31f!
3. Maybe your password could be your New Year's Resolution:
 - a. M4ke12qu!lt5in2020
 - b. Volunt33RM0Re%



Love those scraps!

Dresden Flower

Rescheduled to March from December, the Dresden Flower Wall Hanging workshop with Elaine Jansen was very successful.

What You Can Do at 96 Margot Cohen

At 96 I don't see so well, I don't hear well, and I surely don't walk well.

My son moved my twin bed from upstairs to a small room downstairs together with the quilt that I had made years ago. The quilt turned out to be too large for its location.

It could be used, but it just didn't feel right. I turned down suggestions that I buy a new one.

A store bought quilt just would not do for me. There had to be another solution.

My wonderful aide Claudia walked me down to my studio; I considered making something.

But what? I looked around the room and saw a box of 3½ inch squares that I collected for more than thirty years of quilt making. I brought them to my sewing machine and started to sew them together. With no special plan in mind, just sewing them first into pairs, then pairs into fours, and fours into eights, eventually into rows, and then sewing them together...

...Almost 600 squares. I found a wonderful piece of fabric for the back of the quilt.

I was unable to hand quilt at this point. My wonderful daughter Nancy agreed to help me tie the knots to hold the layers together and I finished the quilt with a bright red binding.

What I usually do is, when putting a new quilt together, I fold it up and put it in a shelf, and start a new project.

This time was no different until I went to bed that night, I went to my room, turned on the light, and saw the new quilt was on my bed. Claudia had surprised me by putting the quilt on my bed. The sheer beauty of the colors took my breath away. It was not a perfect quilt, nothing that I would enter in a competition. But I loved it anyway because it was something that I had been able to make at my stage of the game.



25th Anniversary Super Bowl Party Margot Cohen

The event on February 2, 2020 was attended by: Betty Ann Colangelo, Linda Vasconi, Alice Palmer, Helen O'Dwyer, Dot Selig, Felicia Rosennau, Ann Kurtz, Beverly Gaeta, Liz Proctor, Sue Harlin, Carol Irwin.

A good fairy name Helene Kusnitz volunteered to close the quilts because Margot was no longer able to do that. They tied 21 quilts for charity, a good time was had by all!

Exhibit in Harlem

Mush and Marilyn in Harlem at the Kente Fine Art Gallery, Textile Art Exhibit. Super talented ladies! Mush was asked to have one of her quilts exhibited there. Congratulations!



Marilyn's Exhibit at the Elmont Public Library

Marilyn Hamilton, you are amazing! Over 40 quilts are on display through the month of March. Do not miss this show, it's like an art museum-of-quilts!

Publicity



Facebook Page.....Mary Ellen Orchard

LIQS on Facebook is off and running, go check out the new postings. LIQS is getting more hits all the time, as well as new members. Some responses are offering donations of fabric, and our members' accomplishments are receiving accolades. If you have an idea for Facebook, contact Mary Ellen.

LIQS WebsiteAnna Hanrahan

Security measures have been put in place concerning board members' contact info. Personal information will no longer be on the public newsletter. All old newsletters which had that info have now been moved off-site. Just a reminder to everyone, refer to our website, liqs.org for up to the minute information about LIQS events. As always, any suggestions or ideas for the website are appreciated. Articles should be sent directly to Anna for her review and uploading.

Classified Ads

For Sale: JANOME HORIZON 7700

\$1175

Excellent condition, 11 inches arm space, table (with a drawer),

Sew Steady extension table, spool stand, travel bag, additional accessories and feet included.

Contact: Betty Ann



For Sale: PFAFF 2027

Asking \$350

Excellent condition with all accessories and instruction booklet,

IDT-integrated dual feed, threader not working.

Contact: Elaine



For Sale: Mint Industrial Sewing Machine

Originally \$750, asking \$500 or best offer. Will deliver.

Contact: Angelika



For Free: Sewing Machine Trolley

Dimensions: 21" wide x 14" high x 12" deep

Lots of storage space. Handle is a bit wobbly but it works.

Contact: Emily





Long Island Quilters' Society, Inc.

Membership Application

September 1, 2019-August 31, 2020

Annual Dues: \$40

cash or check payable to LIQS)

Name: _____

☐ New Member

☐ Renewing Member

☐ Life Member

(Renewing Members: only fill in if your contact information has changed.)

Address: _____

City: _____ **State:** _____ **Zip** _____

Phone: (_____) _____ **Mobile:** (_____) _____

Email: _____

☐ I do not have an
Email address

Birthday (month only): _____

Joining a committee is one of the best ways to become involved in LIQS.

All members are required to work a minimum of 2 hours during the biennial LIQS Quilt Show and sell 2 raffle books for the Opportunity Quilt in order to support our organization.

Please mail your membership application along with cash or check payable to LIQS to:

Kathleen Wideska

Membership cards are available for pick up at the sign-in table at all monthly meetings.


If you prefer to have your card mailed to you, please include a stamped, self-addressed envelope.

Please note that membership dues are non-refundable.

A reminder from membership!

Our "membership year" starts in September. Dues are \$40.00 and due by the September meeting. The membership form is on page 5 of this newsletter, is posted on our website, and copies will be available at the "Sign-In" desk at the meeting. For all non-paid members, a guest fee of ten dollars (\$10.00) will be charged. So, avoid paying that guest fee...remember to bring your check book!

Questions?? Call the Membership Chairs: Linda Huncharoff or Kathleen Wideska



Up, Up, and Away! Show Biz News

Hello Quilters!

It's time to finish up those bindings, stitch on that registration number and secure that sleeve! The LIQS 2020 Quilt Convention is here! Just a few short weeks and we all will be able to show off the fruits of our labor to the quilting community, our families and friends. We are happy to announce we have received over 90 entries for the show.

We are flying high with excitement and are looking forward to providing you with a great show. A shout out to the Committee Chairs for all the effort they have put forth toward this show. The show's success is dependent on their efforts and yours.

A few reminders:

- The show opens 10:00AM on Saturday, April 25th at the Bishop Molloy Recreation Center in Point Lookout.
- If you have not already done so, please sign up for your two volunteer hours with Nancy LaRocca. Raffle tickets are still available for sale – please make sure you have returned your stubs and money to ensure your admission into the Recreation Center.
- Judy Wollman is the contact if you will be selling anything in the Members' Boutique. Please let her know in advance if you plan on selling items. Thank you to all the members for allowing us the opportunity to put together another show for you. We truly hope you enjoy it.

DON'T FORGET TO BUY YOUR SHOW PIN - SUPPLIES ARE LIMITED.

Happiness in Quilting!

Your 2020 Show chairs,

Mush Masters, Sharon Salkewicz & Deborah Kirchheim

And a gentle reminder about donations for auction baskets:

Follow the 3 U's....UNOPENED, UNCUT, AND UNUSED. They do not have to be sewing-related!

Or, if you want, you can make a themed basket by yourself, which would be greatly appreciated. You can also donate gift certificates/gift cards.



**Don't forget your paid packets
of raffle tickets, 6 for \$5.00**

Quilt Show Raffle Baskets

The 2020 LIQS Quilt Show will be here soon!

We are now accepting donations for the raffle baskets.

**All donations are due at or before the next LIQS meeting on
March 16, 2020 at 7pm**

- **Finished baskets are preferable and do not need to be sewing themed. Please attach a note describing the contents of the basket.**
- **All items in the baskets must be new and unused.**
- **Donations of individual items to be used in baskets will be accepted as long as the items are new and unused.**
- **Some ideas for basket themes include:**

**Wine
Picnic
Garden**

**Lottery Tree
Children's Crafts/Games
Movie/Sports Night**

Donations will be collected at the March meeting or arrangements can be made to drop the donations off before March 16th at the following members' homes:

**Linda Huncharoff
(**


Kathleen Wideska

Pat Roaldsen

Please contact the appropriate member to make arrangements to drop off your donation.

**We are also in need of volunteers to work at the raffle basket table during the quilt show on April 25 & 26. This is a great way to fulfill your required 2 hours of volunteer time. Please call or email Kathleen Wideska or Linda Huncharoff to sign up to help.
(Phone numbers and emails are listed above)**

We need everyone's help to make our quilt show a success. We appreciate your generous and thoughtful donations.



Long Island Quilters' Society

Presents

QUILT CONVENTION

"UP, UP, AND AWAY!"

Show Dates and Times:

April 25-26, 2020

Saturday 10:00 AM to 5:00 PM

Sunday 10:00 to 4:00 PM

Bishop Molloy Recreation Center, Point Lookout, NY 11569

**Over 90 quilts on exhibit showcasing members' talents:
traditional and modern**

**Theme challenge celebrating women's suffrage, 100th
anniversary of women's right to vote**

Raffles and Prizes

Members Boutique

Demonstrations

**Vendors display offering fabrics, notions, equipment, home
sewing and quilting supplies**

Admission: \$10.00




FYI...bits and pieces...

- “Teach your child to love fabric so they won’t have any money for drugs.”
- Fiber art mural sections at wellness spa, Rancho La Puerta, Baja, Mexico



- January fabric sales online: Em could not resist.



PILLOWCASE CHALLENGE JANUARY 13



What a collection of adorable fabric and talent!



Many
hands for
charity...
and pizza...



...with some helpful tutorials



Ironing is fun only for sewing and quilting

Trauma dolls and port pillows



**News items, short articles, and suggestions are always welcome.
Contact the Editor.**

Save the Dates

Mar 2	7 PM	Board Meeting
Mar 16	7 PM	General Meeting
Apr 6	7 PM	Board Meeting
Apr 20	10 AM	General Meeting
Apr 25	10 AM-5 PM	QUILT SHOW
Apr 26	10 AM-4 PM	QUILT SHOW
May 4	7 PM	Board Meeting
May 18	7 PM	General Meeting
June 1	7 PM	Board Meeting
June 15	7 PM	June Dinner



Long Island Quilters' Society, Inc.

Box 848

Point Lookout, NY 11569-0848

The Long Island Quilters' Society, Inc. is a non-profit organization dedicated to furthering an interest in quilting, encouraging the preservation of our quilt heritage, and offering year-round instructional opportunities for its members. The society provides a meeting where quilters can support each other's growth and development. The membership year is from September 1 through August 31; annual membership fee is \$40. Members receive a bi-monthly newsletter and are eligible to participate in workshops. Monthly meetings are held at the Freeport Recreation Center, 130 E Merrick Road, Freeport, NY.