



Long Island Quilters' Society *Newsletter Extra* July 2020 C-19 #4



Masks Project Tops 10,000



Margot Cohen Distinguished Service Award

In this issue...

- *Presidents' Message*page 2-3
- *Officers and Board Members*page 2
- *Project Face Masks*page 3-5
- *Members' News*page 6-7
- *Charity*page 8-9
- *Programs*page 9
- *Ideas/Stuff to Do at Home*page 9-10
- *Sunshine and Shadows*page 10
- *Classified*page 11
- *Q&A/Thoughts*page 11

Hi Quilters,

Welcome to "Extra #4."

Face masks production is on "pause" in response to declining data. We're taking a break July-August, hoping for further progress. Watch for email blasts, postings on Facebook, and LIQS website for updates on this initiative. Meantime, many of us continue to sew masks for family and friends.

The LIQS Board is considering future socially-distanced activities via email and internet for communication and showcasing our projects. If you have any ideas you would like to share with our quilting family, please contact us.

Stay in touch, safe, nourished, calm, and healthy.

Emily



10,700 MASKS!!

See page 3-5



A Message from our Co-Presidents...

Dear Members,

Many members have contributed to the masks project, spearheaded by Mary Ellen Orchard. Her efforts and those of every quilter brought guild members and non-guild members together to help others. Congratulations to all participants. In this day of a trophy for everyone, we truly wish we had one for each and every quilter who helped in this project! The saying is "Together We Can;" in our case it is "Together We Did"!

As you can see from the news, this virus is not letting go. So, when you want something to do, make a mask or two so that we can be prepared when Mary Ellen sends out her SOS! We are not pessimists, just trying, in the words of the Girl Scout Motto, to "Be Prepared".

The board of LIQS met on July 13th and made some decisions for the upcoming months. We are not planning on meeting even though Freeport Rec Center is opened. We decided that too many of our members have health concerns that could make it unwise to gather indoors. We are therefore suspending meetings until normal returns to our crazy world.

The cancellation of meetings does not mean that we are not still a guild. In this newsletter, Judy Wollman has outlined several charity projects for members to do at home. Charity has always been a fundamental part of LIQS so we encourage every member to participate in the COVID-19 charity-from-home project!

The dues that you paid in September of 2019 are safe in the bank and since we have no expenses, no dues will be collected this fall. We will reevaluate this decision when we can safely meet again.

(continued on page 3)



Long Island Quilters' Society, Inc.
P.O. Box 848, Point Lookout, NY 11569-0848

www.liqs.org

2019-2020 Officers and Board of Directors

Co-President:	Pat Roaldson
Co-President:	Marie Martin
1st VP:	Mush Masters
2nd VP:	Sharon Salkewicz
3rd VP:	Debbie Kirchheim
Evening Secretary:	June Gerbracht
Day Secretary:	Nancy LaRocca
Treasurer:	Kate McDermott
Member Workshops:	Sue Harlin
Newsletter:	Emily Mann
Facebook Page:	Mary Ellen Orchard
Webmaster:	Anna Hanrahan

Directors at Large

Charity:	Judy Wollman
Co-Membership:	Kathy Wideska
Co-Membership:	Linda Huncharoff
Nominations:	HELP WANTED!
Sunshine & Shadows:	Carol Irwin
Ways & Means:	Margaret Mitchko
	Gail Savold

Honorary Board Members

Margot Cohen
Kathy D'Amour
Paula Lederkramer
Janet Ratner

A Message from our Co-Presidents...

(continued from page 2)

We discussed with the board the fact that our term as co-presidents is over in September. It has been a wonderful experience and believe it or not we are still friends! We hope that a member or two will come forward to take over of as president of LIQS. Please contact us and we promise to support and help anyone who is willing to take the guild forward.

Wash your hands often, keep a safe distance from others, please wear a mask and say a prayer for those who have lost someone in this pandemic.

Marie and Pat

Face Masks Project

Reported on News 12!!

<http://longisland.news12.com/clip/15086533/hometown-heroes-for-june-19>

As of July 2, our masks count is **10,700!!** ...And now we take a "pause"...

Just in case the need rises again: Hang on to your already-cut-out pieces, yardage, elastic, flexible tabs, etc. to stay ready for more donations.

The Margot Cohen Distinguished Service Award was granted to Mary Ellen Orchard for her energetic, selfless perseverance, in creating a dedicated network of quilters, donors of supplies, coordinated with professionals serving healthcare and social services. So well deserved!

At Eisenhower Park twice a week, Mary Ellen collected the handmade masks to donate for healthcare workers, other essential workers, and designated people in need of face masks. The word quickly spread to other quilters' groups, individual sewing enthusiasts, as well as generous folks contributing flexible metal tabs, elastic and fabric.

Masks have been donated to:

NUMC, Winthrop, St. Francis, Good Sam, St. Joseph, Mercy, Mt. Sinai/South Nassau, The Sisters of St. Dominic of Amityville, Townhouse Rehab in East Meadow, Cerebral Palsy, Nassau Rehab, Meadowbrook Care Center in Freeport, Hilaire Rehab and Nursing in Huntington, Family Services for Abused Women and Children, Central Island Health Care, Sun Harbor Care Center in Hempstead, Smile Hearts (families in need of protection), Sheetmetal Workers Union Local 38 (thank you for those flexible metal strips!), Ronald McDonald House, The Safe Center, Pat Roaldsen donated to Lenox Hill in NYC and Lawrence Hospital in Bronxville.



Thank you from St. Francis Cath Lab and Ambulatory Unit, ICU, SICU, Step-Down



**Thank you from
Meadowbrook Care
Center
492 masks for frail seniors**



Teamwork: Together We Did!!



Members' News

Winners of Cooperative Quilts from April Show

Thank you Nancy LaRocca for organizing this event in the absence of our "Up, Up, and Away" April show!



Winner: Lorraine Keryc - lower left block



Winner: Mary Ellen Dolan - lower left block



Winner: Eileen O'Connor – upper left block

Our Co-Presidents' Terms are Up in September

Time really flies. Marie and Pat are serving their 2-year terms as Co-Presidents. It will be 2 years in September. Anyone interested? Please reply to them if you wish to assume this awesome and rewarding opportunity.



Charity.....Judy Wollman

People in need always appreciate home-made contributions that express care and comfort. Please continue any of these projects at home:

Pillowcases, baby and twin size quilts, chemo pillows, dolls, are all appropriate donations for charity. All completed items will be due on the Monday after Labor Day, at a collection location to be announced.

- **Pillowcase:**

1. Place the fabrics on top of each other matching the fold line. Cut off selvage. Make sure all pieces are the same size. Press the cuff and piping pieces in half, **wrong sides together**.
2. Open up 9" strip.
3. First, place the 9" opened strip, face-up, then place the main fabric face up on top, then place the 2" **folded** strip on top of that. Reach down and roll up, only the main piece of fabric to make a tube.
4. Then bring the 9" cuff piece of fabric **over** the tube, pin across the top making sure all pieces are pinned. Stitch a ¼ inch seam across the top. **Do Not Sew The Ends Closed.**
5. Reach inside the tube and pull the tube out completely.
6. Fold the pillowcase in half, right sides together. Stitch down the side seam, making sure that the cuff and piping match, then the bottom. You can zig-zag the bottom and the side to stop from raveling, or finish with crisp French seams.
7. It can be made with or without the piping.

Pillowcase:

1. Main fabric 27" x WOF
2. Cuff 9" x WOF
3. Piping 2" x WOF

- **Chemo Seatbelt Port Pillow:**

1. Take the Velcro and separate it. Sew it to the right long side on the center edge of one piece of fabric and the other end to the other side of the same fabric. When they're sewn on you can wrap it around the seatbelt.
2. Close the Velcro.
3. Sew the two pieces of fabric, right sides together leaving an opening so you can stuff it.
4. Stuff it.
5. Sew the opening closed.

Chemo Seatbelt Port Pillow:

1. 2 pieces of fabric, 7" x 4"
2. 1 piece Velcro 3 ½ "(sew-on type)
3. Stuffing

- **Jelly Roll for Charity:**

1. Open the jelly roll, leaving all the colors together. With a scissor cut off the selvage ends.
2. Take the first strip and cut off 18", (only the first strip).
3. Take that 2 ½" strip and sew a 2 ½" square rights sides together, to the end of the strip. Open it up and attach the next strip.
4. Make sure right sides are together, then attach 2 ½" square; continue to sew in this fashion with the 2 ½" square in between each strip until all your strips and squares are sewn together in one very long strip (about 1600 inches) .

Jelly Roll for Charity:

1. 40 or 42 – 2 ½ inch strips
2. 40 or 42 – 2 ½ inch squares all the same color, 2 ½ inch squares are set between every strip

5. Take the first strip and find the end of the last strip, and bring it up right sides together, and sew ¼ "seam down one side, to about 6" from the end.
6. When you come to the end there will be a loop, cut the loop open, and then sew down the 6" opening.
7. Bring the end up again right sides together and sew ¼ inch seam down.
8. Continue to sew the rest of the strips in the same fashion until you have 16 strips across together.
9. If you wish, sew a 2" inner border and a 4" outer border on the quilt.

Doll Pattern and Instructions: Contact Judy Wollman

Upcoming Events and Programs

- **Member Workshops** – Quilt the Day Away is postponed, probably to next spring 2021. Further information to be announced.
- **LIQS website** – Want to show your works? Members may submit photos of creations to Anna Hanrahan

Please connect with a member who does not receive email:

Lisa Billotto, Beverly Gaeta, Barbara Hudson, Amy Imken, Beverly Johnson, Felicia Roennau, Jean Wilson, Dorothy Zale

Thank you to everyone who has already volunteered.

While we are "socially distanced" we need to find ways of reaching everyone; we would like to form a chain of correspondence by phone and mail to keep everyone up to date on our news and plans. It would be helpful to print out a copy of your newsletter to mail to them. Please reply to Emily at emmylou1230@optimum.net if you can select one or more members from this list to keep in touch with; their contact information will be forwarded to you, upon approval from them.



Happy Birthday to our July and August members



July: Maria Abbate, Patricia Carroll, Joyce Morici Fischer, Arlaine Furcht, June Gerbracht, Martha Guando, Maureen Hyslop, Laura Anne Loud, Martha McWilliams, Jane O'Hara, Diane Rizzo, Lorna Ross, Suzanne Savatteri, Elsa Shea, Barbara Sparrow, Marianne Wengler, Jean Wilson


August: Rosemary Brix, Alexandra Keblish, Carol Ketcham, Judy LaRocca, Laura Smith, Joanne Sorrentino, Marianna Wohlgemuth

Members' Ideas: Contributions Welcome

- **Continue your charity projects:** see Charity on page 8.
- **Got Scraps?** (who doesn't?)

<http://www.laundrybasketquilts.com/online-shop.html?store-page=Medallion-p34455255>

This pattern is for sale at Laundry Basket Quilts, but inspiration beckons... just LOOK. You get the idea...ingeniously arranged squares and ½ square triangles, center motif. Voilà!



- **Virtual quilt shows** (from Anne Albano)
<https://www.sogs.org/>
<https://www.thefestivalofquilts.co.uk/>
- **3-D mask pattern (several sizes) - another one!**
<https://sweetredpoppy.com/wp-content/uploads/2020/07/3D-Mask-Sweet-Red-Poppy.pdf>
- **Knit and Crochet patterns that look like quilts - free downloads**
<https://www.yarnspirations.com/patons-knit-shadowbox-blanket/PAK0502-009581M.html>
<https://www.yarnspirations.com/red-heart-rail-fence-throw/RHC0502-021743M.html>
- **Lots of easy tutorials from Missouri Star – free and precut-friendly**
<https://quiltingtutorials.com/>
<https://quiltingtutorials.com/tutorial/make-a-simple-log-cabin-quilt-with-jenny-doan-of-missouri-star>

More Stay-At-Home-Quilt-Stuff-to-Dofrom Deb Kirchheim

Online classes with Victoria Findlay Wolfe

<https://vfwquilts.com/pages/online-classes>

Online free motion classes


<https://www.sulky.com/fearless-free-motion/>

Quilt-Along, courtesy of Mario Mulea, President of LIMQG

22 blocks with some conventional construction techniques and some new ways of making traditional blocks more modern. All blocks finish at 8 inches, and the modern block quilt layouts are explored.

If you participate, please tag on Instagram with @limqg and the hashtag #LIMQGQAL

<https://limqg.us7.list-manage.com/track/click?u=5c2bd5e6dcd6789c309761d79&id=239374f978&e=3525d7261c>



Sunshine and Shadows.....Carol Irwin

- Carol extends her thoughts to everyone to stay well and hopes to see everyone soon.
- Wishing a complete recovery to any of our members and their families who are affected by COVID-19.



Q & A

Got a question or solution? Email the person whose email is indicated, or the editor.

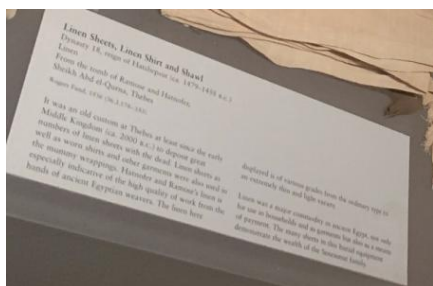
- After marking rows of blocks with masking tape, a sticky residue sometimes remains on the fabric. How can it be safely removed? emmylou1230@optimum.net
- How is 200-count muslin different from other grades of muslin? emmylou1230@optimum.net

Solution to “what is this?” from last issue:

Historical textile technology:

Linen from ancient Egypt on exhibit at the Metropolitan Museum, NYC

Viewed February 2020



Thoughts for the Way We Live Now

- Time for dinner already?
- Quilting is definitely therapeutic.
- Still figuring out Zoom.

Classified

Wanted: repair for vintage family quilt

Contact: Bob 516-851-3770

bhoffmann110@hotmail.com



News items, short articles, and suggestions are always welcome.

Contact the Editor.



Long Island Quilters' Society, Inc.

Box 848

Point Lookout, NY 11569-0848

The Long Island Quilters' Society, Inc. is a non-profit organization dedicated to furthering an interest in quilting, encouraging the preservation of our quilt heritage, and offering year-round instructional opportunities for its members. The society provides a meeting where quilters can support each other's growth and development. The membership year is from September 1 through August 31; annual membership fee is \$40. Members receive a bi-monthly newsletter and are eligible to participate in workshops. Monthly meetings are held at the Freeport Recreation Center, 130 E Merrick Road, Freeport, NY.