



# Long Island Quilters' Society

## Newsletter Extra

August 2021 C-19 #15



### Looking Ahead:

*See membership registration in this issue, page 9*

August 16 - 10 AM Members meeting in the Park. Rain date August 23.

September 13 - 7 PM Board meeting via Zoom

No indoor in-person meetings are scheduled

### In this issue...

- **Presidents' Message** ..... 2
- **Officers and Board Members** ..... 2
- **Programs, Events, Plans** ..... 3-4
- **Members' News** ..... 4
- **Charity** ..... 4-5
- **Publicity/Communication** ..... 5
- **More Stuff to Do** ..... 6-7
- **Sunshine and Shadows** ..... 7
- **Thoughts** ..... 8
- **Membership Application** ..... 9



## A Message from our Co-Presidents...

Dear Members,

The summer is galloping by and we have had the good, the bad and the ugly!

**THE GOOD-** We had a BYOB (breakfast) meeting in the park that went so well that we will do it again next Monday, August 16th at 10am! Weather permitting! If the weather does not cooperate, we will do the meeting the following Monday, August 23, 2021. Watch your email for updates! Don't forget to call a friend and bring them along! And don't forget to bring your Show and Tell!

The Show and Tell last month was fabulous. The gathering of our wonderful group was spectacular, and the crullers were a hit! Who knew we could get so much praise for a box of crullers!

**THE BAD** – The Delta variant of the Coronavirus is very troubling. Out of an abundance of caution, the board voted to cancel our in-person meeting for September. Even though many of us have been vaccinated, we can still contract and carry the virus to those we love who aren't or can't be vaccinated. We are in the process of making a plan for September and will send information when it is finalized.

**THE UGLY-** We are still looking for a member or two to take over as president. We will continue to help anyone who is willing to step up and take on the job. We agree that being presidents has been an incredibly rewarding experience for both of us!

**UGLY 2-** Your dues are due, and we ask you to pay them so we can continue to purchase crullers and hire presenters for our meetings. Please fill out the form and send your dues in by September 1 so you can be in the drawing for free membership.

Happy August,

Marie & Pat

## Long Island Quilters' Society, Inc.

P.O. Box 848, Point Lookout, NY 11569-0848

[www.liqs.org](http://www.liqs.org)

### 2019-2020 Officers and Board of Directors

<b>Co-President:</b>	Pat Roaldsen
<b>Co-President:</b>	Marie Martin
<b>1st VP:</b>	Mush Masters
<b>2nd VP:</b>	Sharon Salkewicz
<b>3rd VP:</b>	Debbie Kirchheim
<b>Evening Secretary:</b>	June Gerbracht
<b>Day Secretary:</b>	Nancy LaRocca
<b>Treasurer:</b>	Kate McDermott

### Directors at Large

<b>Member Workshops:</b>	Sue Harlin
<b>Newsletter:</b>	Emily Mann
<b>Facebook:</b>	Mary Ellen Orchard
<b>Webmaster:</b>	Anna Hanrahan
<b>Charity:</b>	Judy Wollman
<b>Co-Membership:</b>	Kathy Wideska
<b>Co-Membership:</b>	Linda Huncharoff
<b>Nominations:</b>	<b>HELP WANTED!</b>
<b>Sunshine &amp; Shadows:</b>	Carol Irwin
<b>Ways &amp; Means:</b>	Margaret Mitchko
<b>Ways &amp; Means:</b>	Gail Savold

### Honorary Board Members

Margot Cohen  
Kathy D'Amour  
Paula Lederkramer  
Janet Ratner



## ***Programs, Events, Plans***

### **Dues to Resume in September - Dues are due! New members welcome!!**

Membership dues will be \$40 per year. This is a bargain! As a member you will avoid the non-member fee for attendance. Our dues are an important revenue source for workshops and events, whether they are presented live or virtual. New and renewing September membership assures that we can continue to provide instructional and entertaining events. Watch for the membership enrollment form in subsequent newsletter issues. Spread the word to quilting and sewing friends! The new membership year extends through August 2022. [See the membership form page 9.](#)

**August 16 10:00 AM** - Looking forward to the next BYOB (Bring-Your-Own-Brunch) at Eisenhower Park. Rain date is August 23. Bring Show & Tell. Bring a friend.

**[Bonus book sale:](#)** Got quilting books that you need to pass along? Bring them to the August meeting in the Park. We will be selling them for \$1.00 each, to raise funds for the guild. Doesn't everyone love a bargain?

Recycle. Re-use. Re-purpose. It's a win-win.

### **News from Eastern Long Island Quilters Guild:**

- **Quilt Exhibit - September 11-12, 10:00-4:00**

**Hallockville Museum Farm, 6038 Sound Avenue, Riverhead, NY**

#### **[Quilt Exhibit Flyer](#)**

Celebrating the art of quilt making, locally handmade quilts and other handmade items for sale, quilters yard sale (fabrics, notions, books magazines), raffles for queen size quilt and gift baskets. Proceeds from gift basket raffles to benefit Tunnel to Towers Foundation.

- **September 14 Marge Tucker Zoom Lecture "The Good, the Bad, & the Ugly"**

Marge will discuss her quilting journey to becoming a quilting instructor/fiber artist, inspirations for quilt designs. Learn about her work: <http://margetuckerquilts.com>

- **September 15 Marge Tucker Zoom Class - "Circles" \$50.**

Learn a unique technique of curved piecing, a more advanced class with methods and ideas taught in her previous workshops. Learn free-form curved cutting and curved piecing techniques. These curved blocks add movement and motion, work well with creations made in previous classes or with other abstract blocks. To sign up send email to Kathy Lake

[sewmom23@aol.com](mailto:sewmom23@aol.com)

Send payment by check for \$50 to ELIQG, P.O. Box 332, Riverhead, NY 11901



**Future Meetings and Events** - The future is uncertain regarding in-person meetings at the Freeport Recreation Center in September. Considering the recent Covid surges with the Delta variant, live in-person meetings indoors are not yet scheduled.

**Quilt Show Options:** Due to the economic and social impact from the pandemic, there will be no traditional quilt show scheduled for 2022. We are contemplating plans for alternate quilt show options. Volunteers are welcome to join the planning committee along with Board members. Please contact Pat or Marie if you are interested.

### Board Position Changes:

- Ro Brix has volunteered to assist Kate with sharing Treasurer responsibilities.
- Webmaster will be coordinating with a new volunteer to manage [LIQS.org](http://LIQS.org)

### Block-of-the-Month - free online offer for guilds coming soon

<https://www.healthyquilting.com/sewgratefulblockofthemoth>

This program requires a facilitator to represent the guild, to share the meaning and background behind each block.

If anyone is interested in this, reply to the Editor

### Help Wanted


- **New Co-Presidents:** Notify Pat or Marie if you are interested in serving. Help and support will be available, of course.
- **Open Board positions:** Member Workshops

Please connect with a member who does not receive email: (contact Editor)

[Jean Wilson \(Levittown\)](#)

### Members' News

**Fun With Barb** - At the July Zoom members' meeting, Barb Vedder presented her beautiful, detailed, prize-winning creations which express significant moments in her life. Her signature bird graces many of her works, and she offered suggestions for tools, scraps, and sewing tips. These 3 photos are from the Zoom event.



### Charity ..... Judy Wollman

Donations were made to the following:

Adult Services, Child Program - 19 pillowcases

Winthrop Infusion - 85 chemo seatbelt pillows

Safe Home for Abused Families - 18 baby quilts, 10 youth quilts.

The next Charity collection is not yet determined; however, feel free to bust your stash making more items for the future. Pillowcases are quick-to-complete stash busters with those fabrics in need of a project.

**Quilt tops in need of finishing:** If you are interested in these projects, contact Judy for a pickup appointment

**Instructions for Charity projects**, for your continued reference:

**Pillowcase:**

1. Place the fabrics on top of each other matching the fold line. Cut off selvage. Make sure all pieces are the same size. Press the cuff and piping pieces in half, **wrong sides together**.
2. Open up 9" strip.
3. First, place the 9" opened strip, face-up, then place the main fabric face up on top, then place the 2" **folded** strip on top of that. Reach down and roll up, only the main piece of fabric to make a tube.
4. Then bring the 9" cuff piece of fabric **over** the tube, pin across the top making sure all pieces are pinned. Stitch a 1/4 inch seam across the top. **Do not sew the ends closed.**
5. Reach inside the tube and pull the tube out completely.
6. Fold the pillowcase in half, right sides together. Stitch down the side seam, making sure that the cuff and piping match, then the bottom. You can zig-zag the bottom and the side to prevent unraveling, or finish with crisp French seams.
7. It can be made with or without the piping.

**Pillowcase:**

1. **Main fabric 27" x WOF**
2. **Cuff 9" x WOF**
3. **Piping 2" x WOF**

**Chemo Seatbelt Port Pillow:**

1. Take the Velcro and separate it. Sew it to the right long side on the center edge of one piece of fabric and the other end to the other side of the same fabric. When they're sewn on you can wrap it around the seatbelt.
2. Close the Velcro.
3. Sew the two pieces of fabric, right sides together leaving an opening so you can stuff it.
4. Stuff it.
5. Sew the opening closed.

**Chemo Seatbelt Port Pillow:**

1. **2 pieces of fabric 7" x 4"**
2. **1 piece Velcro 3 1/2 " (sew-on type)**

**Doll Pattern and Instructions:** PDF file sent with a previous newsletter email.

## **Publicity / Communication**



**Facebook ..... Mary Ellen Orchard**

Social media communication. See photos from the Levittown Library exhibit.

**LIQS Website ..... Anna Hanrahan**

[LIQS.org](http://LIQS.org)

Photos at [LIQS.org](http://LIQS.org) are posted in the "Gallery" section, from our first in-person event in over a year, the BYOB Brunch in Eisenhower Park.



## More Stuff to Do

### Quilt Makers to Follow

<https://www.marthastewart.com/8093184/quilters-follow-instagram>

### Designs, stencils, templates, kits

<https://www.quiltingcreations.com>

### Susan Cleveland - techniques, tools, classes, patterns

<https://piecesbewithyou.com>

### Healthy Quilting with Rose Parr ("Quilting shouldn't be a pain in the neck!")

<https://www.healthyquilting.com>

### Stretches for quilters

<https://www.youtube.com/watch?v=3XskUQM39Y8>

### Notions, stencils

<https://www.quiltingstencils.com>

### Make a perfect 9-patch - Edyta Sitar

[https://www.youtube.com/watch?v=mti\\_RxH8-oE](https://www.youtube.com/watch?v=mti_RxH8-oE)

### Spinning the seams - reduces the bulk

#### • On a 4-patch

<https://www.youtube.com/watch?v=3JrVM8JEbFY>


#### • On a pinwheel

<https://www.youtube.com/watch?v=VHKj542GDFI>



### Video tutorials: Flying Geese

- **Basics:** <https://www.youtube.com/watch?v=tY7gsTP3L7s>
- **Make perfect geese:** <https://www.youtube.com/watch?v=Lk8uZEKQjNs>
- **How to trim geese:** <https://www.youtube.com/watch?v=Zlxw33Ww2Yc>
- **3 ways with geese:** <https://www.fabric.com/blog/sewing-101-flying-geese-3-ways/>
- **One-seam method:** <https://www.youtube.com/watch?v=15Cblb8J6i0>
- **4 at a time:** <https://www.youtube.com/watch?v=stvQx9cjEw>  
<https://www.youtube.com/watch?v=nP8NxBPoFMw>
- **Lazy Girl x4 Ruler:** [https://www.youtube.com/watch?v=ntW\\_SNcoicg](https://www.youtube.com/watch?v=ntW_SNcoicg) (Editor note: great tool!)

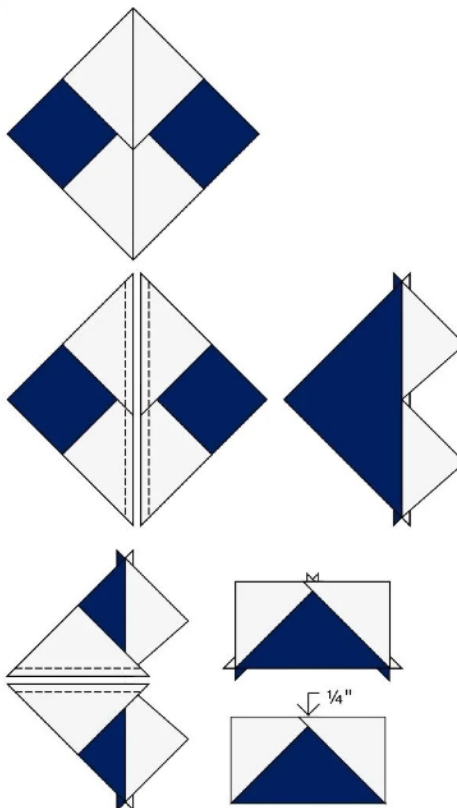


Flying Geese Sizing Chart		
TheCraftyMummy.com		
Finished Unit Size in a Quilt Block	Cut 1 Rectangle	Cut 2 Squares
12" x 6"	12.5" x 6.5"	6.5" x 6.5"
9" x 4.5"	9.5" x 5"	5" x 5" (Charm Square)
8" x 4"	8.5" x 4.5"	4.5" x 4.5"
6" x 3"	6.5" x 3.5"	3.5" x 3.5"
5" x 2.5"	5.5" x 3"	3" x 3"
4" x 2"	4.5" x 2.5"	2.5" x 2.5"
2" x 1"	2.5" x 1.5"	1.5" x 1.5"

**Traditional method**



No-Waste Flying Geese			
quilting JETgirl		Cut 1 Large Square	Cut 4 Small Squares
Finished Size	Unfinished Size		
1" x 2"	1½" x 2½"	¾"	1⅛"
1½" x 3"	2" x 3½"	4¼"	2⅜"
2" x 4"	2½" x 4½"	5¼"	2⅞"
2½" x 5"	3" x 5½"	6¼"	3⅞"
3" x 6"	3½" x 6½"	7¼"	3⅞"
3½" x 7"	4" x 7½"	8¼"	4⅞"
4" x 8"	4½" x 8½"	9¼"	4⅞"
4½" x 9"	5" x 9½"	10¼"	5⅞"
5" x 10"	5½" x 10½"	11¼"	5⅞"
5½" x 11"	6" x 11½"	12¼"	6⅞"
6" x 12"	6½" x 12½"	13¼"	6⅞"
6½" x 13"	7" x 13½"	14¼"	7⅞"
7" x 14"	7½" x 14½"	15¼"	7⅞"
7½" x 15"	8" x 15½"	16¼"	8⅞"
8" x 16"	8½" x 16½"	17¼"	8⅞"
8½" x 17"	9" x 17½"	18¼"	9⅞"
9" x 18"	9½" x 18½"	19¼"	9⅞"
9½" x 19"	10" x 19½"	20¼"	10⅞"
10" x 20"	10½" x 20½"	21¼"	10⅞"
10½" x 21"	11" x 21½"	22¼"	11⅞"
11" x 22"	11½" x 22½"	23¼"	11⅞"
11½" x 23"	12" x 23½"	24¼"	12⅞"
12" x 24"	12½" x 24½"	25¼"	12⅞"



## Sunshine and Shadows ..... Carol Irwin

Message from Carol: I hope everyone is staying comfortable through these hot days. Please contact me directly with any news updates, or leave a message.

Happy Birthday to August-Birthday Members!!

Rosemary Brix, Tina Inocco, Alexandra (Sandi) Keblish,  
Carol Ketcham, Judy LaRocca, Julie Perillo, Laura Smith,  
Joanne Sorrentino, Marianna Wohlgemuth



*News items, short articles, and suggestions are always welcome.  
Contact the Editor.*

## **Thoughts**

### ***I Am Blessed ..... Pat Roaldsen***

I quilt with some terrific women in the Town of Hempstead Quilt program. They always share ideas and are a great find for quilters.

One of the members, Pat Carrol, told me about a site called Gloria Horn Sewing Studio. It has its own free app and Monday thru Friday it offers a program for quilters and sewers.

The focus Mondays is on embroidery on the sewing machine. Tuesday, they do a similar project using the sewing machine without the embroidery. Wednesday is a Kimberbell design program. Thursday is my Favorite Things program about tools and materials we all love and Friday is Fabric Frenzy.

They are coming from a local shop in Pittsburg, PA. They sew the projects right in front of you. Their thread breaks, they can't thread the needle without their glasses, they are always looking for something that is lost. In other words, it is real! I laugh every time I watch it.

Joann Simone recommends the free app, My Girlfriends Quilt Shop coming from Utah. They too, have a program with real quilters, sharing their expertise and they obviously love quilting. The ladies there share their joy of quilting and sewing every day.

This is a share not an advertisement.



**Attention Classified entries:**  
**Ads will appear for one newsletter issue, and subsequently removed.**  
**Any questions?**  
**Email the Editor**





# Long Island Quilters' Society, Inc. Membership Application

September 1, 2021 - August 31, 2022

**Annual Dues: \$40**  
**(Cash or check payable to LIQS)**

Name: \_\_\_\_\_

- ☐ New Member  
☐ Renewing Member  
☐ Life Member

**(Renewing Members: Only fill in if your contact information has changed.)**

Address: \_\_\_\_\_

City: \_\_\_\_\_ State: \_\_\_\_\_ Zip: \_\_\_\_\_

Phone: (\_\_\_\_) \_\_\_\_\_ Mobile: (\_\_\_\_) \_\_\_\_\_

Email: \_\_\_\_\_

☐ I do not have an  
Email address

Birthday (month only): \_\_\_\_\_

**Joining a committee is one of the best ways  
to become involved in LIQS.**

**All members are required to work a minimum of 2 hours during  
the biennial LIQS Quilt Show and sell 2 raffle books for  
the Opportunity Quilt in order to support our organization.**

**Please mail your membership application along with  
cash or check payable to LIQS to:  
Linda Huncharoff  
LIQS Membership Co-Chair**

**Online inquiries contact: [President@liqs.org](mailto:President@liqs.org)**

**Membership cards are available for pick up at the sign-in table at all monthly meetings.**

**If you prefer to have your card mailed to you, please include a stamped, self-addressed  
envelope. Please note that membership dues are non-refundable.**

**Questions??: Call the Membership Chairs  
Linda Huncharoff or Kathleen Wideska**



**Long Island Quilters' Society, Inc.**

**Box 848**

**Point Lookout, NY 11569-0848**

The Long Island Quilter's Society, Inc. is a non-profit organization dedicated to furthering an interest in quilting, encouraging the preservation of our quilt heritage, and offering year-round instructional opportunities for its members. The society provides a meeting where quilters can support each other's growth and development. The membership year is from September 1 through August 31; annual membership fee is \$40. Members receive a bi-monthly newsletter and are eligible to participate in workshops. Monthly meetings are held at the Freeport Recreation Center, 130 E. Merrick Road, Freeport, NY.