



# Long Island Quilters' Society

## Newsletter Extra

April 2021 C-19 #11



**April 18**  
**11:00 AM - 2:00 PM**  
**Sit and Sew**

**April 19**  
**7:00 PM**  
**Zoom Meeting / Show & Tell**  
*(Details via email)*

**May 17**  
**7:00 PM**  
**Zoom Meeting**  
*(Details via email)*

### *In this issue...*

- **Presidents' Message** ..... 2
- **Officers and Board Members** ..... 2
- **Programs** ..... 3
- **Members' News** ..... 3-4
- **Charity** ..... 4-5
- **Publicity** ..... 5
- **More Stuff to Do at Home** ..... 5-6
- **Sunshine and Shadows** ..... 6
- **Thoughts** ..... 7-8
- **Show and Tell** ..... 8
- **Classified** ..... 9

Hi Quilters,

Here we are April!

Thank you to all members who continue to share your artistry, proficiency, wealth of information, wisdom, techniques, and sources for instruction, as we continue to cultivate our community support, aesthetics, and creative spirit.

Emily



## A Message from our Co-Presidents...

Dear Members,

Spring has arrived and we are busy making plans for some member meetings. On Sunday April 18th, Sharon will host another Sit and Sew with a few exciting additions. Make sure to read the information and Zoom in, even for a few minutes to say hi!

Last month we had our first super Zoom Show and Tell meeting! Deb did a great job arranging the Power Point, and each quilt was explained by the maker! Thanks to all who participated. Deb is already collecting photos of quilts for our April 19th Zoom meeting.

We hope to have an outdoor-in-person meeting in Eisenhower Park in June. We usually have a June dinner, so this year it will be a "bring your own breakfast" meeting. Nothing fancy, just a get together, some friendly faces, quilting conversation, and maybe a surprise or two. Details will follow so watch your email for a blast !

The path forward, like many things in this world, looks unclear, but we will try our best to gather. In April of 2022 we plan to host a quilt show. A committee has been formed and we are looking for members who want to help. Please send us an email if you are interested in helping out.

We have been asked to display our quilts at the Freeport Library in both December 2021 and April 2022. We will ask for member participation just before those showings, so while you are organizing that stack of quilts big and small, think of what you might loan the library. We have done this several times and everything has been secure, appreciated and well cared for.

Stay well, wash your hands, wear a mask, and keep sewing!

Pat & Marie

Long Island Quilters' Society, Inc.  
P.O. Box 848, Point Lookout, NY 11569-0848

[www.liqs.org](http://www.liqs.org)

### 2019-2020 Officers and Board of Directors

<b>Co-President:</b>	Pat Roaldsen
<b>Co-President:</b>	Marie Martin
<b>1st VP:</b>	Mush Masters
<b>2nd VP:</b>	Sharon Salkewicz
<b>3rd VP:</b>	Debbie Kircheim
<b>Evening Secretary:</b>	June Gerbracht
<b>Day Secretary:</b>	Nancy LaRocca
<b>Treasurer:</b>	Kate McDermott

### Directors at Large

<b>Member Workshops:</b>	Sue Harlin
<b>Newsletter:</b>	Emily Mann
<b>Facebook:</b>	Mary Ellen Orchard
<b>Webmaster:</b>	Anna Hanrahan
<b>Charity:</b>	Judy Wollman
<b>Co-Membership:</b>	Kathy Wideska
<b>Co-Membership:</b>	Linda Huncharoff
<b>Nominations:</b>	<b>HELP WANTED!</b>
<b>Sunshine &amp; Shadows:</b>	Carol Irwin
<b>Ways &amp; Means:</b>	Margaret Mitchko
<b>Ways &amp; Means:</b>	Gail Savold

### Honorary Board Members

Margot Cohen  
Kathy D'Amour  
Paula Lederkramer  
Janet Ratner

## Programs

### **Sunday April 18, 11:00 AM-2:00 PM - Sit and Sew on Zoom**

Details to follow via email.

### **Monday, April 19, 7:00 PM - Members' Zoom meeting with Show and Tell**

Follow the emailed instructions for submitting photos ***by April 15*** to Deb Kircheim.

Check your email for updates and login info for Zoom.

Optional raffle entries are \$5.00 each, send to Gail Savold, 91 Hilltop Road, Levittown NY 11756


### **Earth Day Quilt Fence Show - April 24, 11:00 AM-4:00 PM**

Presented free by Brooklyn Quilters Guild. (Rain date May 8).

Approximately 50 quilts with Earth Day theme will be displayed on the fence surrounding Holy Name of Jesus church at 245 Prospect Park West. Masks and social distancing required. Further information:

[QUILTBROOKLYN.ORG](http://QUILTBROOKLYN.ORG)

#brooklynquiltsfenceshow



### **May 17, 7:00 - Members' Zoom Meeting**

Details to follow.

### **June 7, 10:30 AM -12:00 Noon - June Dinner Brunch in the Park** (outside).

BYOB! (Bring Your Own Brunch) and a chair. Arrangements will be forthcoming.

**Town of Hempstead Quilting Classes** - tentatively planning to start the week of June 2. Carol Irwin teaches hand quilting, depending on sufficient registration with the TOH. Location: Bernard Brown Park, Smith Street, Uniondale. Registration by phone or at Town of Hempstead website. Previous attendees may receive announcements and updates via email.

**Levittown Library** - News from Carol Irwin: The library is pleased to safely exhibit quilts July 1 through August. Each quilt offering must be in a separate bag, with quilter's name and quilt title, delivered directly to Pat Scarangella on June 28, between 12:00 - 2:00 PM. More details to follow.

## Members' News

- **General Membership March meeting** - the first ever on Zoom! Super kudos to Deb who meticulously arranged and narrated a beautiful distanced visual presentation for Show and Tell. Congrats to Brenda Gold, the lucky raffle winner. More to come for future meetings.
- **Sew Together** - another first-ever on Zoom!



How much fun was that? What better way to spend National Quilting Day? We dug into our unfinished projects, exchanged ideas, got scrappy, started something new. A rewarding way to spend a few hours Saturday and Sunday.

Watch for more news, via email, about the next Sit and Sew, which is currently under construction, thanks to Sharon!

- **Help Wanted! April 2022 Quilt Show** - A group of volunteers from the LIQS Board will be making preliminary plans for our next show, projected for April 2022. Contact Pat or Marie if you want to help plan the show or serve on a show committee.
- **Help Wanted! New co-presidents are needed.** Notify Pat or Marie if you are interested in serving. Help and support will be available, of course.

**- Dues Temporarily Suspended**

Stay tuned for updates with health concerns and future decisions about the dues. Meantime, please consider donating via *optional raffles*.

**Please connect with a member who does not receive email: (contact Editor)  
Jean Wilson (Levittown)**

**Charity..... Judy Wollman**

March 22 charity collection was HUGE!

Pillowcases: 72

Scrub caps: 9

Baby quilts: 34

Trauma dolls: 76 - given to North Shore University Hospital

Chemo port pillows: 85

Quilts and pillowcases were given to Children and Family Services. The next Charity collection is not yet determined; however, feel free to bust your stash making more items for the future.

Pillowcases are quick-to-complete stash busters with those fabrics in need of a project.



**Quilt tops in need of finishing:** If you are interested in these projects, contact Judy for a pickup appointment.

**Instructions for Charity projects,** for your continued reference:

**Pillowcase:**

1. Place the fabrics on top of each other matching the fold line. Cut off selvage. Make sure all pieces are the same size. Press the cuff and piping pieces in half, **wrong sides together**.
2. Open up 9" strip.
3. First, place the 9" opened strip, face-up, then place the main fabric face up on top, then place the 2" **folded** strip on top of that. Reach down and roll up, only the main piece of fabric to make a tube.
4. Then bring the 9" cuff piece of fabric **over** the tube, pin across the top making sure

**Pillowcase:**

1. **Main fabric 27" x WOF**
2. **Cuff 9" x WOF**
3. **Piping 2" x WOF**

all pieces are pinned. Stitch a 1/4 inch seam across the top. **Do not sew the ends closed.**

5. Reach inside the tube and pull the tube out completely.

6. Fold the pillowcase in half, right sides together. Stitch down the side seam, making sure that the cuff and piping match, then the bottom. You can zig-zag the bottom and the side to prevent unraveling, or finish with crisp French seams.

7. It can be made with or without the piping.

**Chemo Seatbelt Port Pillow:**

1. Take the Velcro and separate it. Sew it to the right long side on the center edge of one piece of fabric and the other end to the other side of the same fabric. When they're sewn on you can wrap it around the seatbelt.

2. Close the Velcro.

3. Sew the two pieces of fabric, right sides together leaving an opening so you can stuff it.

4. Stuff it.

5. Sew the opening closed.

**Chemo Seatbelt Port Pillow:**  
1. 2 pieces of fabric 7" x 4"  
2. 1 piece Velcro 3 1/2" (sew-on type)

**Doll Pattern and Instructions:** PDF file sent with previous newsletter email.

**Publicity**



**Facebook ..... Mary Ellen Orchard**

Contact Mary Ellen for social media communication.

**LIQS Website ..... Anna Hanrahan**

[LIQS.org](http://LIQS.org)

Contact Anna.

**More Stuff to Do At Home**

Fabric, notions, books, free patterns

<https://www.connectingthreads.com>

Fresh spring quilts patterns, traditional blocks, baskets, appliques

<https://www.allpeoplequilt.com>

<https://www.allpeoplequilt.com/quilt-patterns/quilt-blocks>



**Pieceful Quilting - Friendly quilt shop in East Northport. Hi Angela!**

• **Mystery quilts, classes, retreats, supplies**

<https://www.piecefulquilting.com>

• **Whimsical Wednesday 5:00 PM on Facebook - what's new, events, demos, sales**

<https://www.facebook.com/PQuilting>

**Tools - quality for reasonable prices**  
(Editor's testimonial: great scissors)  
<https://www.havelssewing.com>

**Free motion quilting instruction:**

- Ranae Merrill - mastery in one month  
<https://ranaemerrillquilts.com>
- Angela Walters  
<https://quiltingismytherapy.com>
- Lori Kennedy  
<https://lorikennedyquilts.com>

**Basting the quilt sandwich with boards**  
<http://sharonschamber.net>

**Kim Jamieson-Hirst - shop, learn, simplify, DIY notions**  
<https://www.chatterboxquilts.com>


**Simple modern free pattern & tutorial - the "Prism" quilt (varied triangles)**  
<https://www.purlsoho.com/create/?s=prism+quilt>

**Amy Smart ideas- quick & easy, tutorials, scrap-busters, time savers, organization**  
<https://www.diaryofaquilter.com>  
<https://www.diaryofaquilter.com/2021/01/organize-your-sewing-room.html>

**Interesting notions, instructional videos**  
<https://www.martellinotions.com>

**Directory of webinars, quilting events and teachers**  
<http://www.globalquiltconnection.com>

**Victoria Findlay Wolfe - classes**  
<https://vfwquilts.com/pages/online-classes>



*Happy Birthday to April-Birthday Members!!*

Lisa Billotto, Carole Brosnan, Jennifer Cappello-Ruggiero, Ann DeChiaro-Pfisterer, Catherine DiPietro, Mary Ellen Dolan, Anna Hanrahan, Susan Harlin, Joanne Simone

***Sunshine and Shadows ..... Carol Irwin***

Congratulations to Brenda Gold for winning the raffle at the virtual meeting in March. Carol sends her wishes for everyone to keep well, and hopes we can see one another soon!

Send us your thoughts, observations, and anecdotes

## Thoughts

### Quest for the Perfect Face Mask ..... Emily Mann

#### Mask-weary?

The inevitability of de-cluttering the scraps is the karma of finding those pieces that are not quite inspiring enough to use in quilts but just right for fabricating yet another mask style.

With or without the nose bridge (wire, tab, whatever that thing is called)?

Elastic loops or t-shirt strips?

Pony beads for adjustable loops?

Snug fit on the face, or double mask over a KN-95 mask?

And then there are always more scraps with strange leftover curves that don't inspire anything worthwhile. Is there really a perfect one that is guaranteed not to fog up the eyeglasses? The early morning walk straight into the sun is exponentially more challenging with breath condensation steaming up the sunglasses, no matter how snug the fit.

So many options, and so much time to make them. And yet, the reverse is also true, not enough time to blast through the masks plus all the new and UFO projects.

We got pretty good at this over the past YEAR mass producing for charitable donations, family, friends, and those *Special Occasions* such as *Grocery Shopping* and *Medical Appointments*. Hope springs eternal. The Creative Grids template is fast, easy, and (almost) fun to make.

<https://www.creativegridsusa.com/products/CGRFACE>

Sizing is generous, so it takes some trial and error to arrive at the absolutely correct size. The curves seem to go low enough to avoid eye irritation, mold over the nose close enough not to allow breathing to escape as fog on glasses.

Guess I'll stick with this one for now... until it's time for a "break" to get back to quilting.

### Reflecting on quilting life ... responses welcome for future publication

#### Notions Corner:

What's your favorite tool or accessory?

Your newest notion?

Recommendations for notions/tools?

Replies:

1. Faves: Magnets; clips
2. Newest: Triangle paper
3. Recommend: Basting boards; wood seam press; clear shoe boxes for storage

#### Memorable Corner:

Best quilting gift that you made?

Big mistake that you fixed?

Replies:

1. Best gift: customized theme and color scheme to match décor
2. Mistake: Inside out block in the middle of the quilt; messed up free motion covered with a cute appliqué.

#### Existential Corner:

Your most significant challenge?

What do you want to learn next?

What do you love most about quilting?

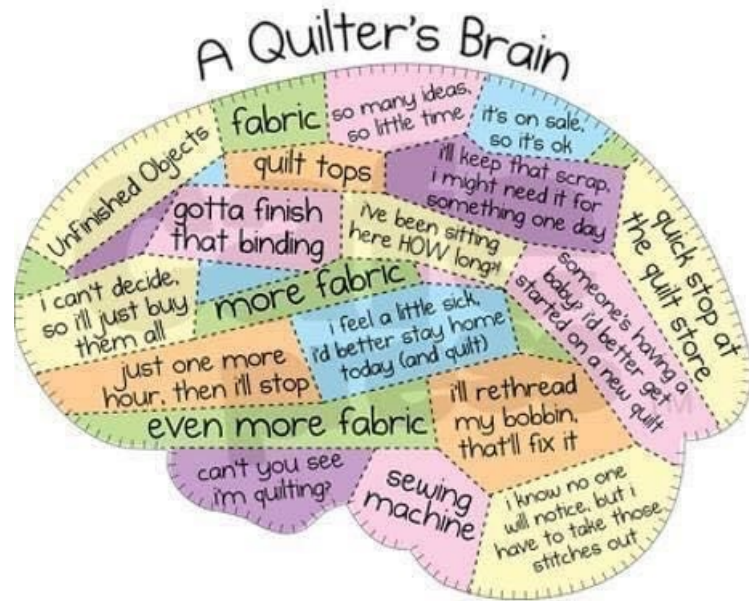
What do you wish would be invented?

Replies:

1. Challenge: Free motion quilting
2. Learn: More ways to use scraps
3. Love: Infinity of design options
4. Wishlist: Seam ripper with a longer handle



Quilter's Block



### Show and Tell

>>>>>> **Don't forget to enter yours by April 15, for the Zoom meeting April 19 7:00 PM**

**News items, short articles, and suggestions are always welcome.  
Contact the Editor.**



***Classified***

**Attention Classified entries:**

**Ads will appear for one newsletter issue, and subsequently removed. Any questions?**

**Email the Editor**



**Long Island Quilters' Society, Inc.**

**Box 848**

**Point Lookout, NY 11569-0848**

The Long Island Quilter's Society, Inc. is a non-profit organization dedicated to furthering an interest in quilting, encouraging the preservation of our quilt heritage, and offering year-round instructional opportunities for its members. The society provides a meeting where quilters can support each other's growth and development. The membership year is from September 1 through August 31; annual membership fee is \$40. Members receive a bi-monthly newsletter and are eligible to participate in workshops. Monthly meetings are held at the Freeport Recreation Center, 130 E. Merrick Road, Freeport, NY.