



Just dab a **tiny pin dot** sized bead of **Seam Align Glue** on any spot you'd normally place a pin.




Place your second piece of fabric on top. Gently finger tap it down to make contact with the bottom layer of fabric. Use a hot iron and press in an **up & down motion** (no gliding the iron!) to activate and set the glue.




Sew your 2 pieces of fabric together.




Press the stitching line to set the seam. Then open up the fabric so right sides are facing up. Press the seam (underneath) to one side. Typically, it will be pressed towards the darkest fabric.



After this first pressing, gently run the **Easy Press Pen** (using no pressure) along the "high" side of the seam (the side the seam allowance is pressed to).



Press one final time and watch your seams lay **FLAT!** Even after handling, they will remain flat, flat, flat!!



What is It?

This system is a new way to gain better accuracy in piecing. It's not about perfection. It's meant to give you methods to make your corners more square, match your points and generally make things more pleasing to the eye. Your seams will lay flatter and your longarm quilter will love you! More accurate piecing makes for easier quilting!


Who is It For?

It's for every piecer! Whether you are just learning or are a seasoned quilter. These methods are new and easy to learn. We've had sewists doing their first ever block, in the same classes with instructors who've been quilting for decades. All were successful and had fun!



"Shelley has developed exciting new methods of piecing and organization that will enhance the outcome of your finished quilt top. "I can't believe this is my work", is something we hear over and over again."

Look for Shelley's
NEW BOOK
coming out soon!



Cut, piece, and press – the Precision way!

Say goodbye to your seam ripper, backwards blocks, and mismatched seams with Easy Precision Piecing – the pathway to flawless patchwork. This comprehensive system starts with picking the right tools and prepping your fabric for the best results. Learn to get organized so you can easily set aside projects without losing your place. Practice your cutting, sewing, and pressing with foolproof Quilt Block Builder blueprints, then use your newfound skills to make 6 stunning quilt projects



The Easy Precision Piecing System

