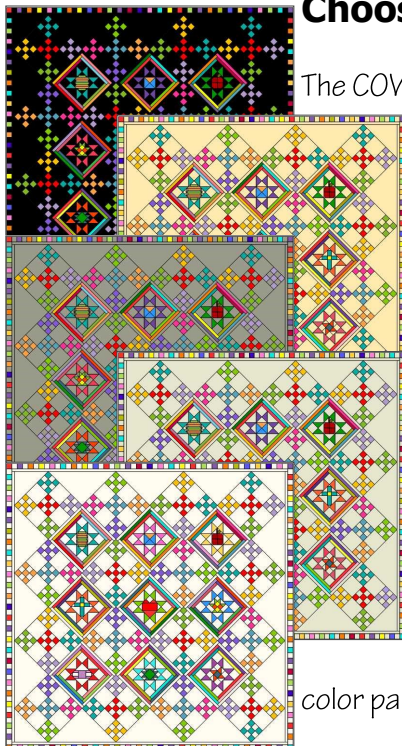


COVID Friends Tribute Quilt



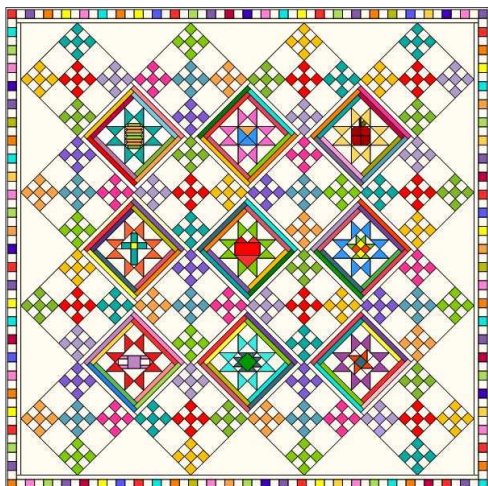
Introduction

Choose your Background Fabric Carefully




The COVID Friends Tribute quilt can be set with a variety of colors. You choose the fabric color that appeals to you. You will want to choose a background fabric that is NOT too busy. This quilt has a lot going on, but a busy background could take away from the quilt.

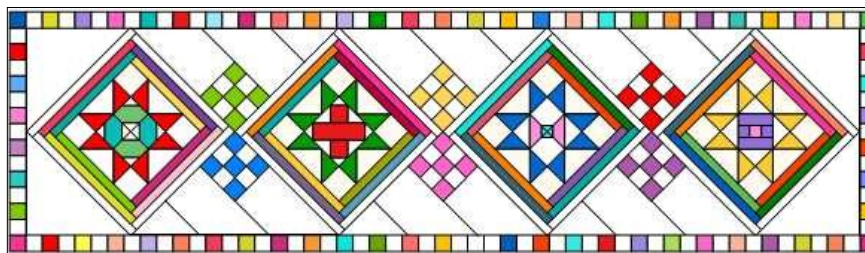
You CAN choose a directional background fabric, but you will need to acquire extra yardage if you want all of your background units to orient the same direction. The pattern was designed to use (8) fabric colors: Red, Orange, Yellow, Green, Turquoise, Blue, Violet, Pink. In the chart below, you can choose 1 fabric of each color, 2 fabrics of each color, or any combination you choose. Choose small scale prints & blenders. Medium scale prints should be used cautiously, as they may distract the eye in the smaller block units. This quilt can also be constructed from a wide variety of fabric scraps. Hit your stash and trade with friends to develop a color palette that appeals to you.



The Bed quilt measures 107"x107"



The Pillow measures 30" square



The Bed Runner measures 30"x106"

Fabric Requirements for COVID Friends Tribute

Background Fabric	Bed Quilt—8-9 yards
	Bed Runner — 1-2 yards
	Pillow — 1 yard
Colored Fabric	Bed Quilt — 4-5 yards (1/2 yard of (8) fabrics
	Bed Runner— 2 yards (1/4 yard of (8) fabrics
	Pillow — 1/2 yard of varied scraps



COVID Friends Tribute Quilt



Introduction



The COVID-19 global pandemic has forever changed the face and heart of our EARTH. Without discrimination, COVID has destroyed millions of lives and liveli-

hoods. Quilters around the world have rushed into action to construct face masks, gowns, caps and other protective gear. At a time when we want to gather together, we are encouraged (and sometimes ordered) to stay apart. One year from now, five years from now, one generation from now, how will you remember COVID? What stories will you tell your children, grandchildren?

The COVID Friends Tribute was designed and developed during the first few months of the pandemic as a therapeutic outlet for me (Teresa Coenen, quilt designer). I felt it was important to capture and memorialize this novel time in our lives and the widespread effect this pandemic has had on our friends, family, community, nation and world. Over the course of the design development, I learned that my COVID story was ever-changing. New developments occurred, and I felt compelled to add additional blocks to pay tribute to every nuance of the pandemic. Ultimately, I designed 14 blocks for a quilt that would host 9 blocks. So, of course, I felt compelled to add additional setting designs to include the blocks that would not be chosen for the quilt.

The first page of each pattern in the quilt contains an initial message about COVID and it's impact on our lives. The last page of each pattern closes with a message to consider and space for you to write your own personal COVID story. If the quilt is the gift to another, you can use this space to write a message to the recipient. Whether you construct the quilt from your stash, share fabrics with others, choose new fabrics for a fresh look, or choose a kit or fabric bundle, this is YOUR COVID quilt. You will choose the blocks to include. You will choose your own unique placement of those blocks and the fabrics that embrace your blocks. Thank you for taking this journey with me.

----- Teresa Coenen -----

This introduction will guide you through your quilt journey. You will see images of the completed quilt designs, fabric requirements, and a guide to the patterns and instructions included in the collection. If you need a little help along the way, you can view step-by-step instruction videos on our YouTube channel: <https://www.youtube.com/c/StitchinTree>

If you have questions along the way, send us an email: Teresa@stitchintree.com — Enjoy!



COVID Friends Tribute Quilt

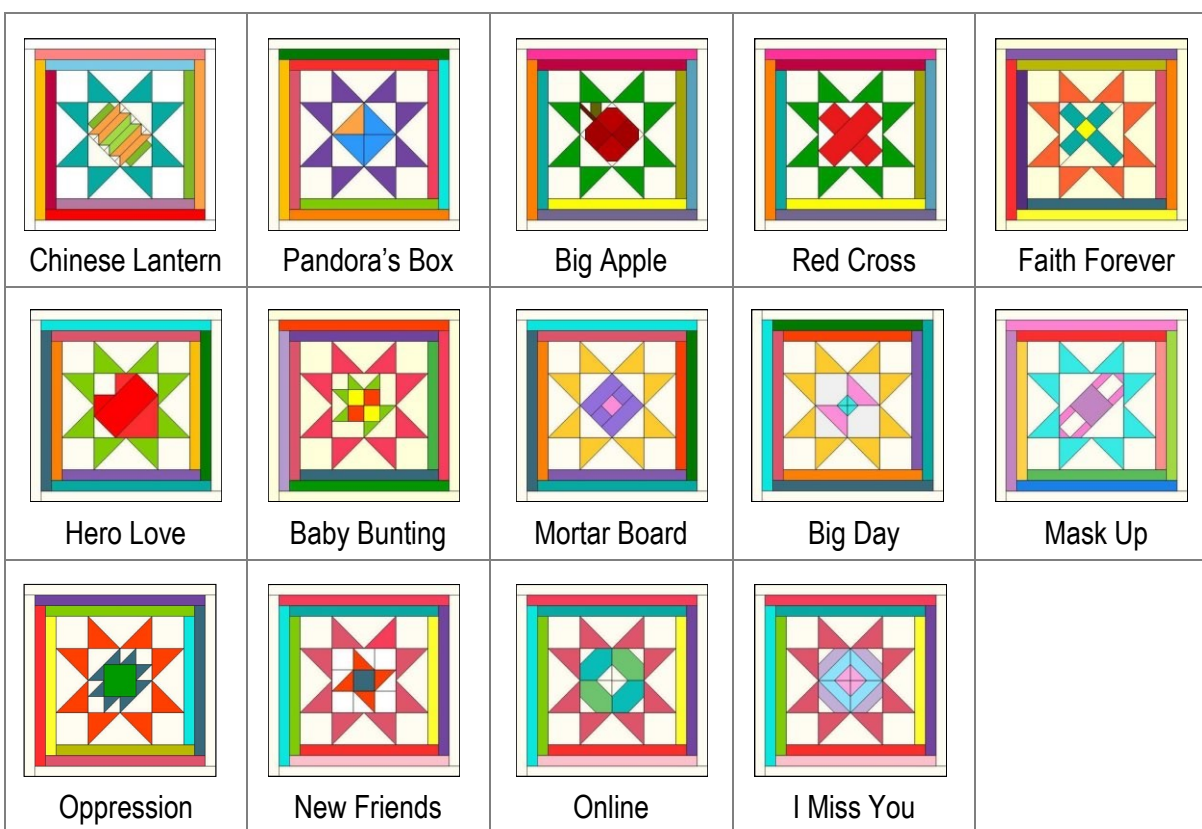


Introduction

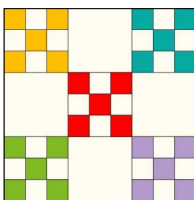
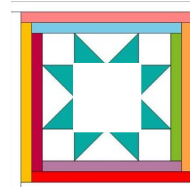
Review your pattern collection

The COVID Friends Tribute quilt pattern collection includes XX individual PDF files. Please review your collection, to make certain you have all of the following.

1. **Background Cutting Instructions.** These instructions include background cutting for the entire bed quilt EXCEPT the background of the 6" individual block centers.
2. **(14) Block Center Patterns.** Choose (9) patterns for your bed quilt, (4) patterns for the bed runner and (1) pattern for the pillow. Each block center measures 6" finished.



3. **Block Set Self-Isolation Pattern.** Use this block to set each of the 6" Block Center Patterns in the center. The Background Fabric requirements for the Self-Isolation blocks are included with the Background cutting instructions.



4. **Nine-Patch Setting Unit Pattern.** The Bed Quilt and Bed Runner patterns each call for multiple Nine-Patch setting units. The Nine-Patch Setting units make perfect beginners and enders, if you are so inclined to use them.



COVID Friends Tribute Quilt


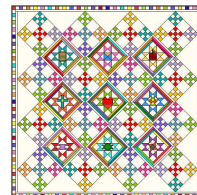


Introduction


Review your pattern collection

The COVID Friends Tribute quilt pattern collection includes XX individual PDF files. Please review your collection, to make certain you have all of the following.

5. **Bed Quilt Setting Pattern.** This king-size setting pattern uses (9) Block Centers. The pattern also includes a instructions to downsize to a Queen-size setting.



6. **Bed Runner Setting Pattern.** This runner uses (4) Block Centers.



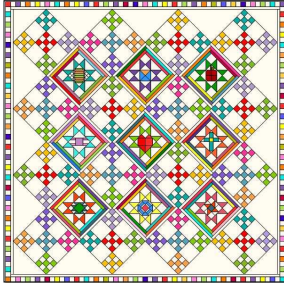
7. **Pillow Setting Pattern.** This pillow uses (1) Block Center.

If you are missing any of these patterns/instructions, please contact Stitchin' Tree by phone or email Teresa@stitchintree.com.

If you have questions about block/setting instructions, contact Teresa by phone or email Teresa@stitchintree.com.



This is your beginning...

[illegible]