

\* Begin by marking center dot in dead center of block.  
Starting from that point, stitch heartleaves in counterclockwise  
direction.


"Fast and Free! Volume 3"

Improvisational Quilting

All Designs Copyright 2008 by Patsy Thompson Designs Ltd.

Visit us at [www.patsythompsondesigns.com](http://www.patsythompsondesigns.com)





\* Make small dot in center of block. Begin stitching from that point and work counter clockwise


"Fast and Free! Volume 3"

Improvational Quilting

All Designs Copyright 2008 by Patsy Thompson Designs Ltd.

Visit us at [www.patsythompsondesigns.com](http://www.patsythompsondesigns.com)






"Fast and Free! Volume 3"

Improvisational Quilting

All Designs Copyright 2008 by Patsy Thompson Designs Ltd.

Visit us at [www.patsythompsondesigns.com](http://www.patsythompsondesigns.com)





"Fast and Free! Volume 3"

Improvitational Quilting

All Designs Copyright 2008 by Patsy Thompson Designs Ltd.

Visit us at [www.patsythompsondesigns.com](http://www.patsythompsondesigns.com)

