

Block of the Month: October 2017

* Pink Arrow *



Do you have any PINK FLAMINGO - Kona Color of the year and it's just sitting there waiting for a project? Well, I cut into mine and made this arrow block for October. There are some fun layouts to make with it. And October is pink for breast cancer month. Let's team it up with some aqua for a nice color punch. We are making 2 Flying Geese. Follow the directions below or use a speciality ruler to make (2) 8 1/2 x 4 1/2" unfinished Flying Geese.

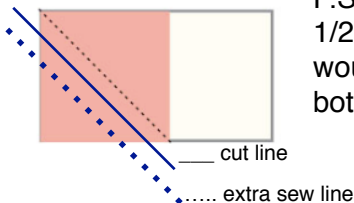

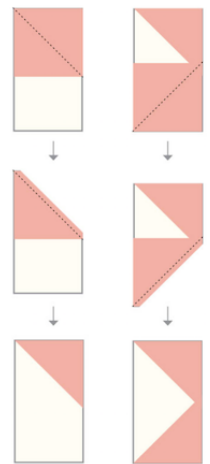
Materials Needed

Coral Pink Fabric: (1) 8 1/2" x 4 1/2" rectangle, (2) 4 1/2" squares

Aqua Fabric: (1) 8 1/2" x 4 1/2" rectangle, (2) 4 1/2" squares

Instructions

1. Draw a diagonal line corner to corner on the back of all (4) 4 1/2" squares.
2. Layer an aqua square on one end of the coral pink 8 1/2 x 4 1/2" rectangle. Stitch just a hair away (toward outside corner) from the diagonal line across the square. Trim corner to 1/4" seam allowance and press toward outside.
3. Now place the second aqua square on the opposite side of the rectangle, RST. Note the second square will slightly overlap the previous piece - that's okay! Stitch just a hair away (toward outside corner) from drawn line. Trim the corner to 1/4" seam allowance and press toward outside.
4. If necessary, square up the unit lining up the 45 degree angle on your ruler with the seam. This unit should measure 8 1/2 x 4 1/2".
5. Now repeat steps 2 to 4 with the aqua rectangle and coral pink squares.
6. Sew the two flying geese together on the long side so that it creates a pink arrow.
7. You end up with an 8 1/2" block.
8. Enjoy your accomplishment.



P.S. If you don't like waste, you can stitch a second sewing line 1/2" from the first toward the corner. See picture to the left. You would then trim between the lines with a 1/4" seam allowance for both pieces. You will end with four extra half square triangles in pink and aqua that you could use for another project. Or bring them along with your BOM to pass on to the winner for a border.

Contact kbkreativ@gmail.com if you have any questions.

Remember, we appreciate DIFFERENT blocks. So if you make multiple blocks, please use different fabrics. This BOM is due at the guild meeting on October 2, 2017. More info on the BOM on our [web site](http://www.mpqg.org/activities/block_of_the_month/) at www.mpqg.org/activities/block_of_the_month/